

Appendix F - 24-hour TSP Impact Monitoring Results

Location KTD1a - Centre of Excellence in Paediatrics (Children's Hospital)

Start Date	Weather Condition	Air Temp. (K)	Atmospheric Pressure, Pa (mmHg)	Filter Weight (g)		Particulate weight (g)	Sampling Time (hrs.)	Flow Rate (m ³ /min.)		Av. Flow (m ³ /min)	Total vol. (m ³)	Conc. (µg/m ³)	Action Level (µg/m ³)	Limit Level (µg/m ³)
				Initial	Final			Initial	Final					
3-Apr-20	Fine	293.4	763.0	2.7072	2.7720	0.0648	24.0	1.30	1.29	1.30	1865.6	35	177.0	260.0
9-Apr-20	Fine	294.6	763.2	2.7109	2.8163	0.1054	24.0	1.23	1.21	1.22	1755.6	60		
15-Apr-20	Fine	295.2	761.6	2.7084	3.1397	0.4313	24.0	1.68	1.71	1.70	2445.2	176		
21-Apr-20	Fine	299.7	759.4	2.6941	2.8711	0.1770	24.0	1.51	1.52	1.52	2184.2	81		
27-Apr-20	Fine	297.4	762.9	2.6874	2.8929	0.2055	24.0	1.45	1.52	1.48	2137.0	96		
											Min	35.0		
											Max	176.0		
											Average	89.6		

Location KTD2b - G/IC Zone next to Kwun Tong Bypass (Next to the site of the New Acute Hospital) /

Location KTD2c - G/IC Zone next to Kwun Tong Bypass (Next to the Kowloon Bay Sewage Interception Station)

Start Date	Weather Condition	Air Temp. (K)	Atmospheric Pressure, Pa (mmHg)	Filter Weight (g)		Particulate weight (g)	Sampling Time (hrs.)	Flow Rate (m ³ /min.)		Av. Flow (m ³ /min)	Total vol. (m ³)	Conc. (µg/m ³)	Action Level (µg/m ³)	Limit Level (µg/m ³)
				Initial	Final			Initial	Final					
3-Apr-20	Fine	293.4	763.0	2.6935	2.7427	0.0492	24.0	1.36	1.34	1.35	1941.5	25	157.0	260.0
9-Apr-20	Fine	294.6	763.2	2.7177	2.8480	0.1303	24.0	1.21	1.20	1.21	1737.6	75		
15-Apr-20	Fine	295.2	761.6	2.6804	2.9189	0.2385	24.0	1.21	1.20	1.20	1735.0	137		
21-Apr-20	Fine	299.7	759.4	2.7052	2.8400	0.1348	24.0	1.43	1.44	1.44	2067.7	65		
27-Apr-20	Fine	297.4	762.9	2.6823	2.8858	0.2035	24.0	1.44	1.44	1.44	2076.6	98		
											Min	25.0		
											Max	137.0		
											Average	80.0		

Location KER1b - Site Boundary at Cheung Yip Street

Start Date	Weather Condition	Air Temp. (K)	Atmospheric Pressure, Pa (mmHg)	Filter Weight (g)		Particulate weight (g)	Sampling Time (hrs.)	Flow Rate (m ³ /min.)		Av. Flow (m ³ /min)	Total vol. (m ³)	Conc. (µg/m ³)	Action Level (µg/m ³)	Limit Level (µg/m ³)
				Initial	Final			Initial	Final					
3-Apr-20	Fine	293.4	763.0	2.6862	2.7948	0.1086	24.0	1.19	1.17	1.18	1697.8	64	172.0	260.0
9-Apr-20	Fine	294.6	763.2	2.7367	2.8540	0.1173	24.0	1.18	1.17	1.18	1695.9	69		
15-Apr-20	Fine	295.2	761.6	2.6905	2.8300	0.1395	24.0	1.18	1.17	1.18	1764.5	79		
21-Apr-20	Fine	299.7	759.4	2.6984	2.9331	0.2347	24.0	1.24	1.24	1.24	1782.2	132		
27-Apr-20	Fine	297.4	762.9	2.7053	2.9840	0.2787	24.0	1.31	1.31	1.31	1885.9	148		
											Min	64.0		
											Max	148.0		
											Average	98.4		

*Remarks: Location KTD2b was relocated to Location KTD2c on 8 April 2020

Appendix F - 24-hour TSP Baseline Monitoring Results

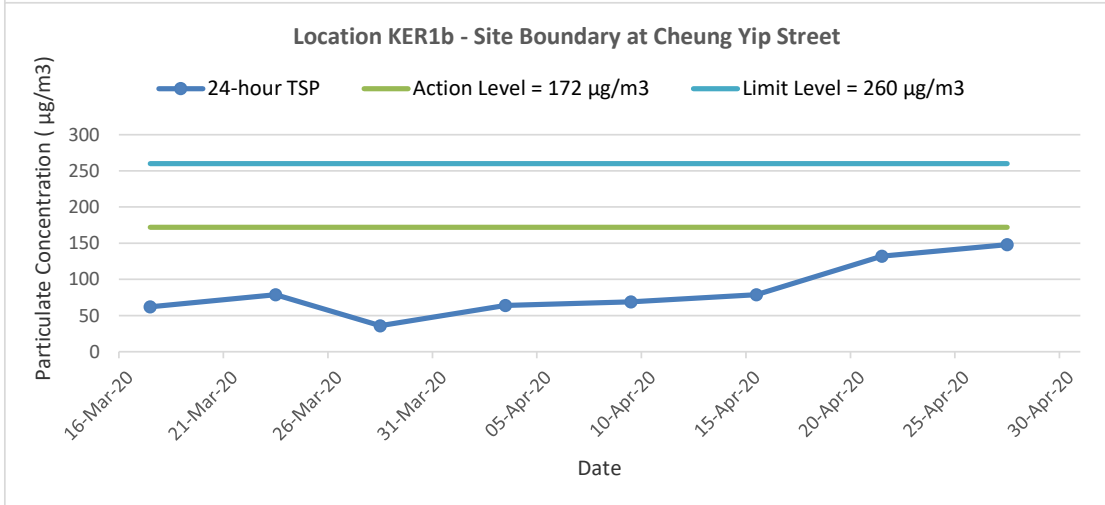
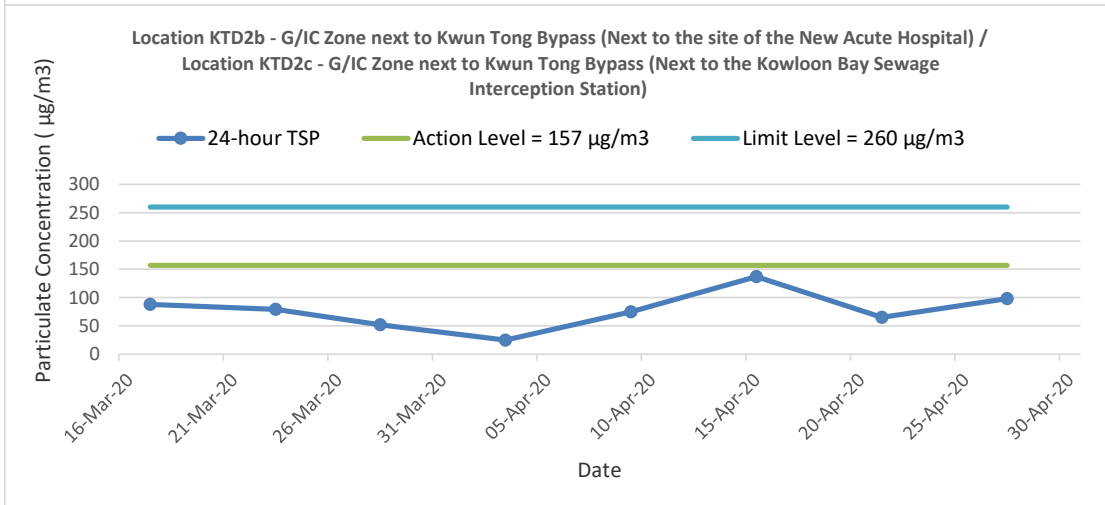
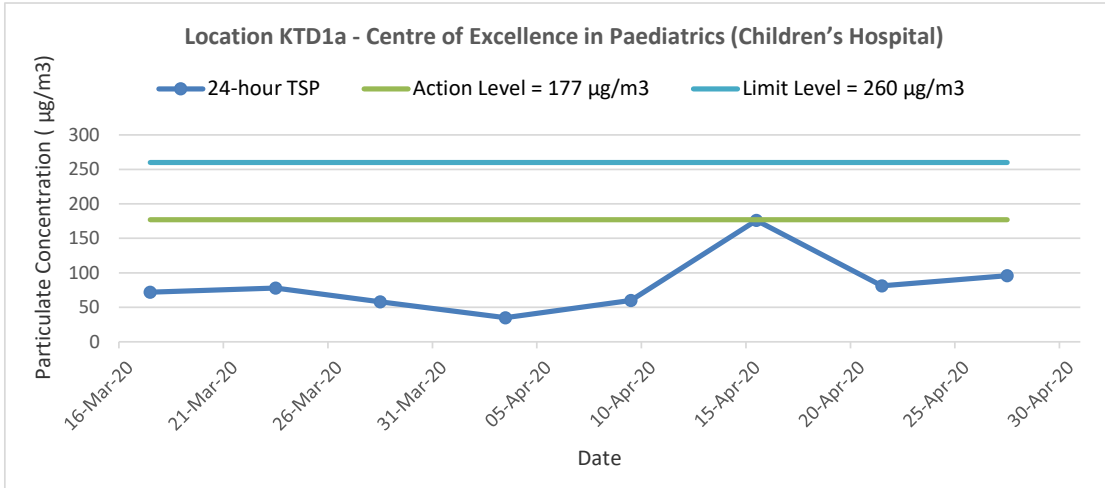
Location CKL1 - Flat 121 Cha Kwo Ling Village

Start Date	Weather Condition	Air Temp. (K)	Atmospheric Pressure, Pa (mmHg)	Filter Weight (g)		Particulate weight (g)	Elapse Time		Sampling Time (hrs.)	Flow Rate (m ³ /min.)		Av. Flow (m ³ /min)	Total vol. (m ³)	Conc. (µg/m ³)	Action Level (µg/m ³)	Limit Level (µg/m ³)
				Initial	Final		Initial	Final		Initial	Final					
29-Apr-20	Sunny	297.8	763.1	3.5704	3.7745	0.2041	663.1	687.1	24.0	1.22	1.22	1.22	1756.2	116.2	191.0	260.0
													Min	116.2		
													Max	116.2		
													Average	116.2		

Location CKL2 - Flat 103 Cha Kwo Ling Village



Start Date	Weather Condition	Air Temp. (K)	Atmospheric Pressure, Pa (mmHg)	Filter Weight (g)		Particulate weight (g)	Elapse Time		Sampling Time (hrs.)	Flow Rate (m ³ /min.)		Av. Flow (m ³ /min)	Total vol. (m ³)	Conc. (µg/m ³)	Action Level (µg/m ³)	Limit Level (µg/m ³)
				Initial	Final		Initial	Final		Initial	Final					
29-Apr-20	Sunny	297.8	763.1	3.5299	3.6536	0.1237	12800.3	12824.3	24.0	1.23	1.22	1.22	1759.7	70.3	183.0	260.0
													Min	70.3		
													Max	70.3		
													Average	70.3		

24-hr TSP Concentration Levels



Title Contract No. ED/2018/04 - Trunk Road T2 and Infrastructure Works For Developments at the Former South Apron Graphical Presentation of 24-hour TSP Monitoring Results	Date Apr-20	Project No. MA20003	
		Appendix F	

24-hr TSP Concentration Levels



Title Trunk Road T2 and Infrastructure Works for Developments at the Former South Apron Graphical Presentation of 24-hour TSP Monitoring Results	Date	Apr-20	Project No.	MA20003	CINOTECH
			Appendix	F	