

Appendix F - 24-hour TSP Impact Monitoring Results

Location KTD1a - Centre of Excellence in Paediatrics (Children's Hospital)

Start Date	Weather Condition	Air Temp. (K)	Atmospheric Pressure, Pa (mmHg)	Filter Weight (g)		Particulate weight (g)	Sampling Time (hrs.)	Flow Rate (m ³ /min.)		Av. Flow (m ³ /min)	Total vol. (m ³)	Conc. (µg/m ³)	Action Level (µg/m ³)	Limit Level (µg/m ³)
				Initial	Final			Initial	Final					
2-May-20	Fine	299.3	757.6	2.6874	2.8385	0.1511	24.0	1.67	1.67	1.67	2403.8	63	177	260
8-May-20	Cloudy	302.3	756.5	2.7029	2.8252	0.1223	24.0	1.50	1.52	1.51	2176.0	56		
14-May-20	Fine	300.1	758.5	2.6898	2.7780	0.0882	24.0	1.59	1.60	1.59	2292.6	38		
20-May-20	Cloudy	300.6	754.6	2.6520	2.7840	0.1320	24.0	1.66	1.67	1.67	2398.0	55		
26-May-20	Cloudy	301.3	755.8	2.6820	2.7937	0.1117	24.0	1.43	1.44	1.44	2067.6	54		
													Max	63
													Average	53

Location KTD2c - G/IC Zone next to Kwun Tong Bypass (Next to the Kowloon Bay Sewage Interception Station)

Start Date	Weather Condition	Air Temp. (K)	Atmospheric Pressure, Pa (mmHg)	Filter Weight (g)		Particulate weight (g)	Sampling Time (hrs.)	Flow Rate (m ³ /min.)		Av. Flow (m ³ /min)	Total vol. (m ³)	Conc. (µg/m ³)	Action Level (µg/m ³)	Limit Level (µg/m ³)
				Initial	Final			Initial	Final					
2-May-20	Fine	299.3	757.6	2.7074	2.8895	0.1821	24.0	1.63	1.64	1.63	2353.7	77	157	260
8-May-20	Cloudy	302.3	756.5	2.7091	2.8264	0.1173	24.0	1.42	1.44	1.43	2058.8	57		
14-May-20	Fine	300.1	758.5	2.7180	2.9103	0.1923	24.0	1.67	1.68	1.67	2409.8	80		
20-May-20	Cloudy	300.6	754.6	2.7347	2.8610	0.1263	24.0	1.50	1.52	1.51	2175.6	58		
26-May-20	Cloudy	301.3	755.8	2.7069	2.8194	0.1125	24.0	1.50	1.52	1.51	2174.9	52		
													Max	80
													Average	65

Location KER1b - Site Boundary at Cheung Yip Street

Start Date	Weather Condition	Air Temp. (K)	Atmospheric Pressure, Pa (mmHg)	Filter Weight (g)		Particulate weight (g)	Sampling Time (hrs.)	Flow Rate (m ³ /min.)		Av. Flow (m ³ /min)	Total vol. (m ³)	Conc. (µg/m ³)	Action Level (µg/m ³)	Limit Level (µg/m ³)
				Initial	Final			Initial	Final					
2-May-20	Fine	299.3	757.6	2.7056	2.8560	0.1504	24.0	1.71	1.58	1.64	2364.0	64	172	260
8-May-20	Cloudy	302.3	756.5	2.7169	2.8305	0.1136	24.0	1.49	1.51	1.50	2163.2	53		
14-May-20	Fine	300.1	758.5	2.7093	2.8630	0.1537	24.0	1.50	1.51	1.51	2259.5	68		
20-May-20	Cloudy	300.6	754.6	2.7370	2.8895	0.1525	24.0	1.58	1.59	1.59	2282.8	67		
26-May-20	Cloudy	301.3	755.8	2.7013	2.7382	0.0369	24.0	1.48	1.49	1.49	2138.7	17		
													Max	68
													Average	54

*Remarks: Location KTD2b was relocated to Location KTD2c on 8 April 2020

Appendix F - 24-hour TSP Baseline Monitoring Results

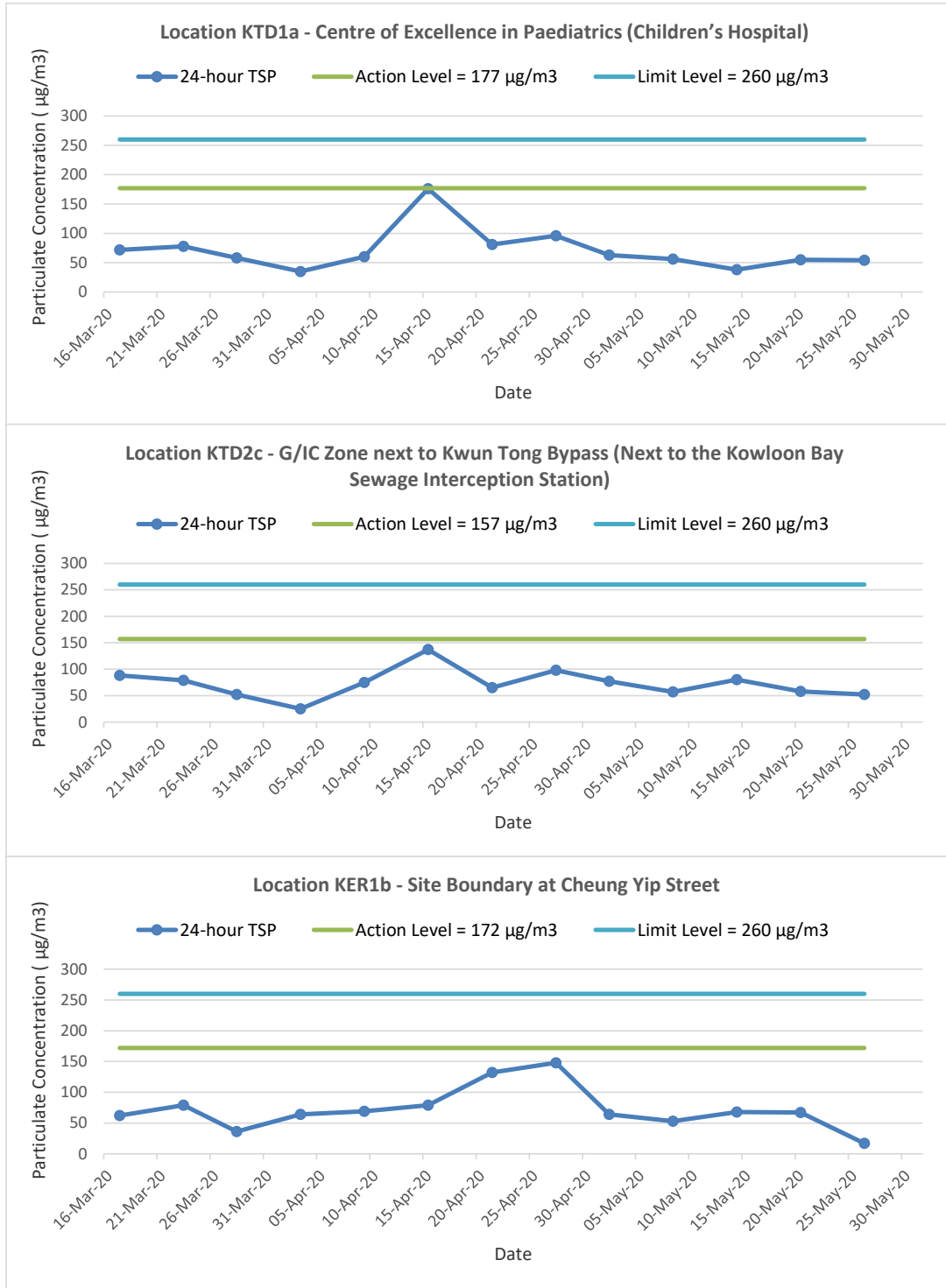
Location CKL1 - Flat 121 Cha Kwo Ling Village

Start Date	Weather Condition	Air Temp. (K)	Atmospheric Pressure, Pa (mmHg)	Filter Weight (g)		Particulate weight (g)	Elapse Time		Sampling Time (hrs.)	Flow Rate (m ³ /min.)		Av. Flow (m ³ /min)	Total vol. (m ³)	Conc. (µg/m ³)	Action Level (µg/m ³)	Limit Level (µg/m ³)
				Initial	Final		Initial	Final		Initial	Final					
5-May-20	Sunny	301.3	757.5	3.4891	3.6194	0.1303	687.1	711.1	24.0	1.21	1.21	1.21	1739.8	74.9	191.0	260.0
11-May-20	Sunny	301.0	758.9	3.4896	3.6818	0.1922	711.1	735.1	24.0	0.99	1.00	0.99	1431.7	134.2		
16-May-20	Sunny	300.4	755.5	3.4898	3.6221	0.1323	735.1	759.1	24.0	0.99	0.99	0.99	1429.9	92.5		
22-May-20	Cloudy	299.8	754.7	3.4840	3.5557	0.0717	759.1	783.1	24.0	0.99	1.00	0.99	1430.5	50.1		
28-May-20	Cloudy	301.0	758.5	3.5583	3.6473	0.0890	783.1	807.1	24.0	0.99	0.99	0.99	1431.3	62.2		
													Min	50.1		
													Max	134.2		
													Average	82.8		

Location CKL2 - Flat 103 Cha Kwo Ling Village

Start Date	Weather Condition	Air Temp. (K)	Atmospheric Pressure, Pa (mmHg)	Filter Weight (g)		Particulate weight (g)	Elapse Time		Sampling Time (hrs.)	Flow Rate (m ³ /min.)		Av. Flow (m ³ /min)	Total vol. (m ³)	Conc. (µg/m ³)	Action Level (µg/m ³)	Limit Level (µg/m ³)
				Initial	Final		Initial	Final		Initial	Final					
5-May-20	Sunny	301.3	757.5	3.4719	3.5934	0.1215	12824.3	12848.3	24.0	1.20	1.20	1.20	1728.6	70.3	183.0	260.0
11-May-20	Sunny	301.0	758.9	3.4701	3.5933	0.1232	12848.3	12872.3	24.0	1.00	1.00	1.00	1436.6	85.8		
16-May-20	Sunny	300.4	755.5	3.5033	3.6386	0.1353	12872.3	12896.3	24.0	0.99	1.00	1.00	1434.9	94.3		
22-May-20	Cloudy	299.8	754.7	3.4963	3.5900	0.0937	12896.3	12920.3	24.0	0.99	1.00	1.00	1435.5	65.3		
28-May-20	Cloudy	301.0	758.5	3.5113	3.5619	0.0506	12920.3	12944.3	24.0	1.00	1.00	1.00	1436.3	35.2		
													Min	35.2		
													Max	94.3		
													Average	70.2		



24-hr TSP Concentration Levels



*Remarks: Location KTD2b was relocated to Location KTD2c on 8 April 2020

Title Contract No. ED/2018/04 - Trunk Road T2 and Infrastructure Works For Developments at the Former South Apron Graphical Presentation of 24-hour TSP Monitoring Results	Date May-20	Project No. MA20003	
		Appendix F	

24-hr TSP Concentration Levels



Title Trunk Road T2 and Infrastructure Works for Developments at the Former South Apron Graphical Presentation of 24-hour TSP Monitoring Results	Date	May-20	Project No.	MA20003	CINOTECH
			Appendix	F	