

Appendix F - 24-hour TSP Monitoring Results

Location AM1 - Tin Hau Temple

Start Date	Weather	Air	Atmospheric	Filter Weight (g)		Particulate	Elapse Time		Sampling	Flow Rate (m ³ /min.)		Av. flow	Total vol.	Conc.
	Condition	Temp. (K)	Pressure, Pa (mmHg)	Initial	Final	Weight (g)	Initial	Final	Time(hrs.)	Initial	Final	(m ³ /min)	(m ³)	(µg/m ³)
3-Jan-22	Sunny	291.7	766.3	3.3740	3.5077	0.1337	9409.0	9433.0	24.0	1.24	1.24	1.24	1788.1	74.8
8-Jan-22	Sunny	290.9	765.5	3.3102	3.4912	0.1810	9452.1	9476.1	24.0	1.24	1.24	1.24	1789.6	101.1
13-Jan-22	Fine	289.8	766.8	3.3245	3.5263	0.2018	9476.1	9500.1	24.0	1.23	1.23	1.23	1765.3	114.3
19-Jan-22	Sunny	290.4	765.1	3.3191	3.4370	0.1179	9500.0	9524.0	24.0	1.22	1.22	1.22	1761.9	66.9
25-Jan-22	Fine	291.9	763.7	3.3648	3.4786	0.1138	9523.1	9547.1	24.0	1.22	1.22	1.22	1755.9	64.8
29-Jan-22	Fine	290.1	763.0	3.4008	3.5267	0.1259	9547.4	9571.4	24.0	1.22	1.23	1.22	1760.4	71.5
													Min	64.8
													Max	114.3
													Average	82.2

Location AM2 - Sai Tso Wan Recreation Ground

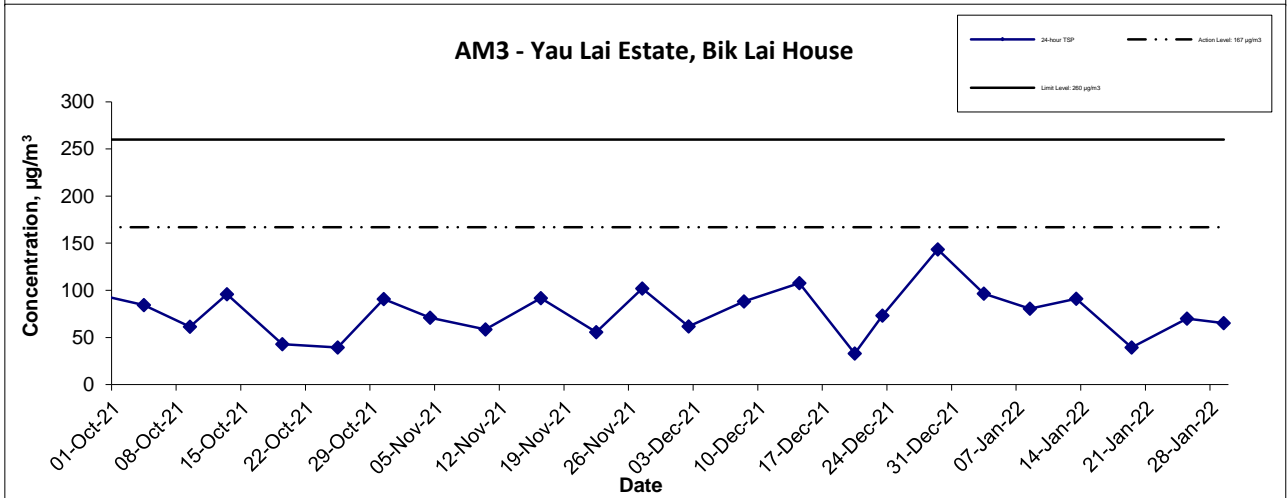
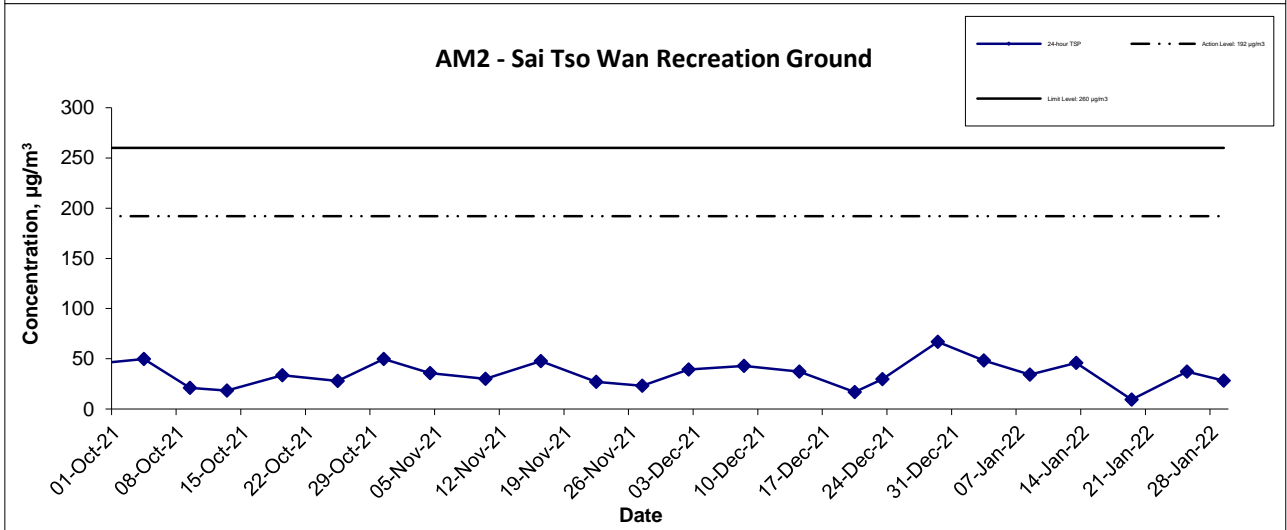
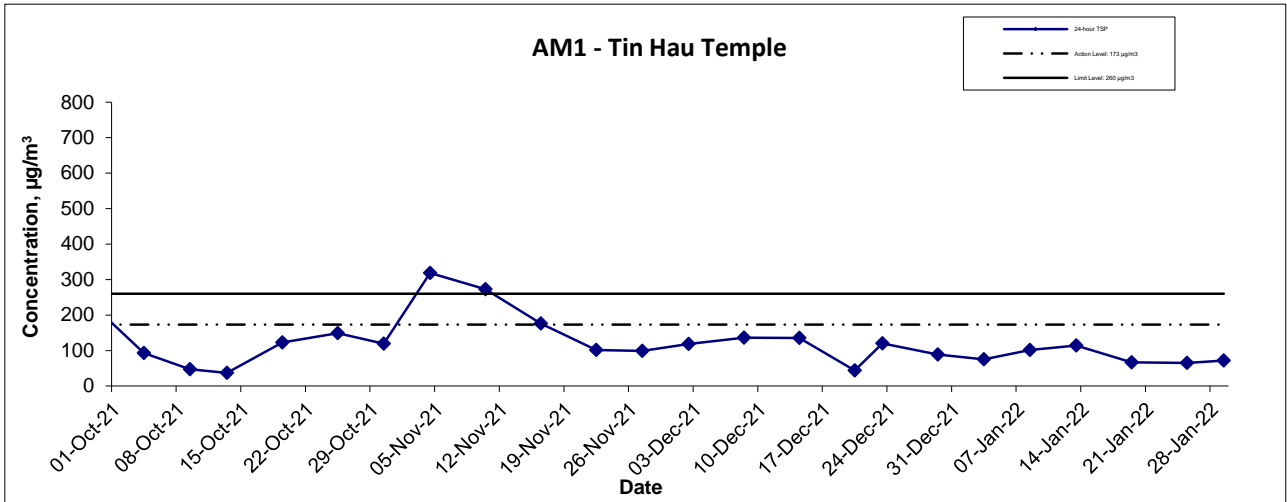
Start Date	Weather	Air	Atmospheric	Filter Weight (g)		Particulate	Elapse Time		Sampling	Flow Rate (m ³ /min.)		Av. flow	Total vol.	Conc.
	Condition	Temp. (K)	Pressure, Pa (mmHg)	Initial	Final	Weight (g)	Initial	Final	Time(hrs.)	Initial	Final	(m ³ /min)	(m ³)	(µg/m ³)
3-Jan-22	Sunny	291.7	766.3	3.3618	3.4481	0.0863	30475.2	30499.2	24.0	1.24	1.24	1.24	1789.7	48.2
8-Jan-22	Fine	290.9	765.5	3.4001	3.4613	0.0612	30499.0	30523.0	24.0	1.24	1.24	1.24	1791.2	34.2
13-Jan-22	Cloudy	289.8	766.8	3.3098	3.3909	0.0811	30523.2	30547.2	24.0	1.23	1.23	1.23	1764.8	46.0
19-Jan-22	Sunny	290.4	765.1	3.3439	3.3606	0.0167	30547.2	30571.2	24.0	1.22	1.22	1.22	1761.3	9.5
25-Jan-22	Sunny	291.9	763.7	3.3022	3.3673	0.0651	30571.2	30595.2	24.0	1.22	1.22	1.22	1755.2	37.1
29-Jan-22	Fine	290.1	763.0	3.2957	3.3452	0.0495	30595.0	30619.0	24.0	1.22	1.23	1.22	1759.8	28.1
													Min	9.5
													Max	48.2
													Average	33.8

Location AM3 - Yau Lai Estate, Bik Lai House

Start Date	Weather	Air	Atmospheric	Filter Weight (g)		Particulate	Elapse Time		Sampling	Flow Rate (m ³ /min.)		Av. flow	Total vol.	Conc.
	Condition	Temp. (K)	Pressure, Pa (mmHg)	Initial	Final	Weight (g)	Initial	Final	Time(hrs.)	Initial	Final	(m ³ /min)	(m ³)	(µg/m ³)
3-Jan-22	Sunny	291.7	766.3	3.405	3.5777	0.1727	4937.4	4961.5	24.0	1.24	1.24	1.24	1790.7	96.4
8-Jan-22	Sunny	290.9	765.5	3.377	3.5210	0.1440	4961.5	4985.5	24.0	1.24	1.24	1.24	1791.5	80.4
13-Jan-22	Sunny	289.8	766.8	3.3666	3.5273	0.1607	4985.5	5009.5	24.0	1.22	1.22	1.22	1762.3	91.2
19-Jan-22	Sunny	290.4	765.1	3.3081	3.3775	0.0694	5009.0	5033.0	24.0	1.22	1.22	1.22	1758.7	39.5
25-Jan-22	Fine	291.9	763.7	3.3633	3.4861	0.1228	5033.5	5057.5	24.0	1.22	1.22	1.22	1752.5	70.1
29-Jan-22	Fine	290.1	763.0	3.4047	3.5192	0.1145	5057.5	5081.5	24.0	1.22	1.22	1.22	1757.1	65.2
													Min	39.5
													Max	96.4
													Average	73.8

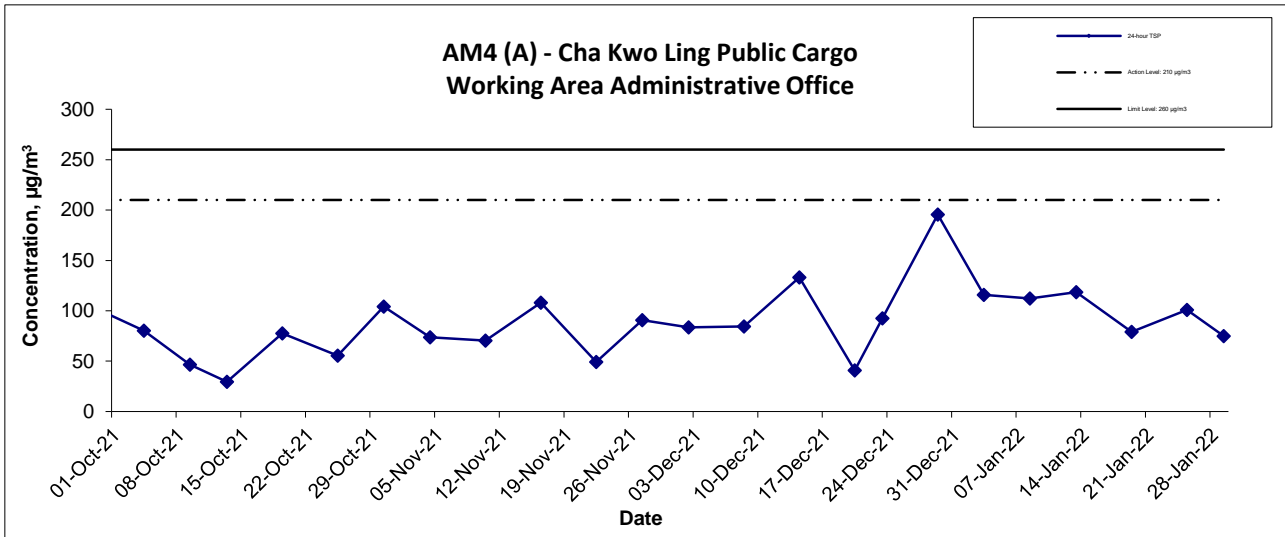
Location AM4(A) - Cha Kwo Ling Public Cargo Working Area Administrative Office

Start Date	Weather	Air	Atmospheric	Filter Weight (g)		Particulate	Elapse Time		Sampling	Flow Rate (m ³ /min.)		Av. flow	Total vol.	Conc.
	Condition	Temp. (K)	Pressure, Pa (mmHg)	Initial	Final	Weight (g)	Initial	Final	Time(hrs.)	Initial	Final	(m ³ /min)	(m ³)	(µg/m ³)
3-Jan-22	Sunny	291.7	766.3	3.3827	3.5895	0.2068	14929.8	14953.8	24.0	1.24	1.24	1.24	1786.7	115.7
8-Jan-22	Sunny	290.9	765.5	3.403	3.6039	0.2009	14953.8	14977.8	24.0	1.24	1.24	1.24	1788.1	112.4
13-Jan-22	Sunny	289.8	766.8	3.3045	3.5135	0.2090	14977.8	15001.8	24.0	1.22	1.22	1.22	1762.5	118.6
19-Jan-22	Sunny	290.4	765.1	3.332	3.4710	0.1390	15001.8	15025.8	24.0	1.22	1.22	1.22	1759.2	79.0
25-Jan-22	Fine	291.9	763.7	3.3969	3.5736	0.1767	15025.8	15049.8	24.0	1.22	1.22	1.22	1753.3	100.8
29-Jan-22	Fine	290.1	763.0	3.3893	3.5210	0.1317	15049.8	15073.8	24.0	1.22	1.22	1.22	1757.7	74.9
													Min	74.9
													Max	118.6
													Average	100.2



Contract No. ED/2018/04 Trunk Road T2 and Infrastructure Works for Developments at the Former South Apron	Scale N.T.S	Project No. MA20003	CINOTECH
Graphical Presentation of 24-hour TSP Monitoring Results	Date Jan-22	Appendix F	

24-hr TSP Concentration Levels



Notes:

- 1) The major activitie(s) being carried out on site during the reporting period is/are presented in Section 1.10
- 2) The weather conditions during the reporting month are presented in Appendix C.
- 3) Other factors which might affect the monitoring results are presented in Section 2.17.

Contract No. ED/2018/04 Trunk Road T2 and Infrastructure Works for Developments at the Former South Apron Graphical Presentation of 24-hour TSP Monitoring Results	Scale	N.T.S	Project No.	MA20003	CINOTECH
	Date	Jan-22	Appendix	F	