

APPENDIX E - 1-HOUR TSP MONITORING RESULTS

Location AM1 - Tin Hau Temple			
Date	Time	Weather	Particulate Concentration ($\mu\text{g}/\text{m}^3$)
4-Mar-22	13:00	Sunny	40.0
4-Mar-22	14:00	Sunny	44.0
4-Mar-22	15:00	Sunny	50.0
10-Mar-22	14:00	Sunny	39.6
10-Mar-22	15:00	Sunny	48.4
10-Mar-22	16:00	Sunny	48.4
16-Mar-22	13:00	Sunny	52.9
16-Mar-22	14:00	Sunny	59.8
16-Mar-22	15:00	Sunny	66.7
22-Mar-22	13:00	Fine	46.2
22-Mar-22	14:00	Fine	41.8
22-Mar-22	15:00	Fine	48.4
28-Mar-22	9:28	Rainy	48.3
28-Mar-22	10:28	Rainy	39.1
28-Mar-22	11:28	Rainy	39.1
Average			47.5
Maximum			66.7
Minimum			39.1

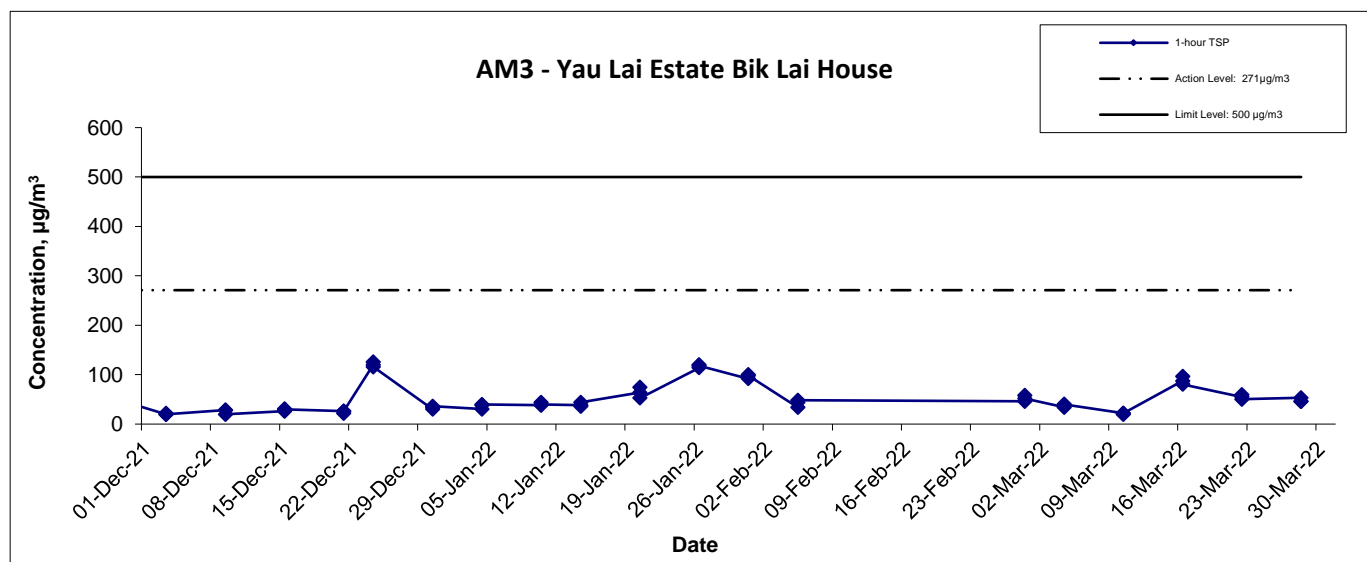
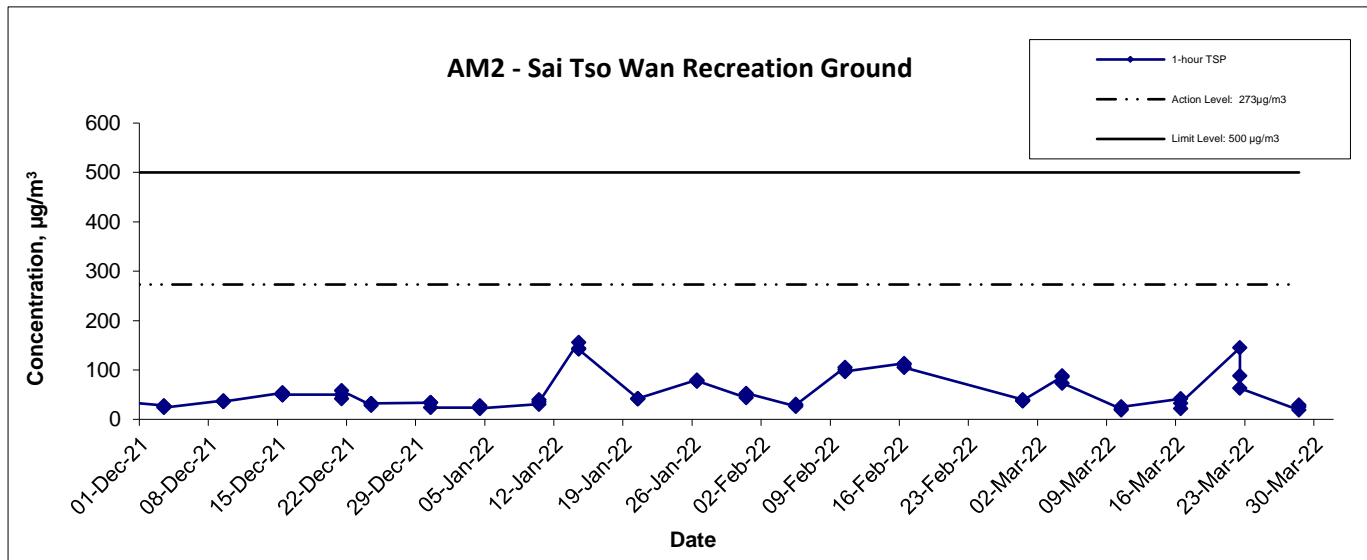
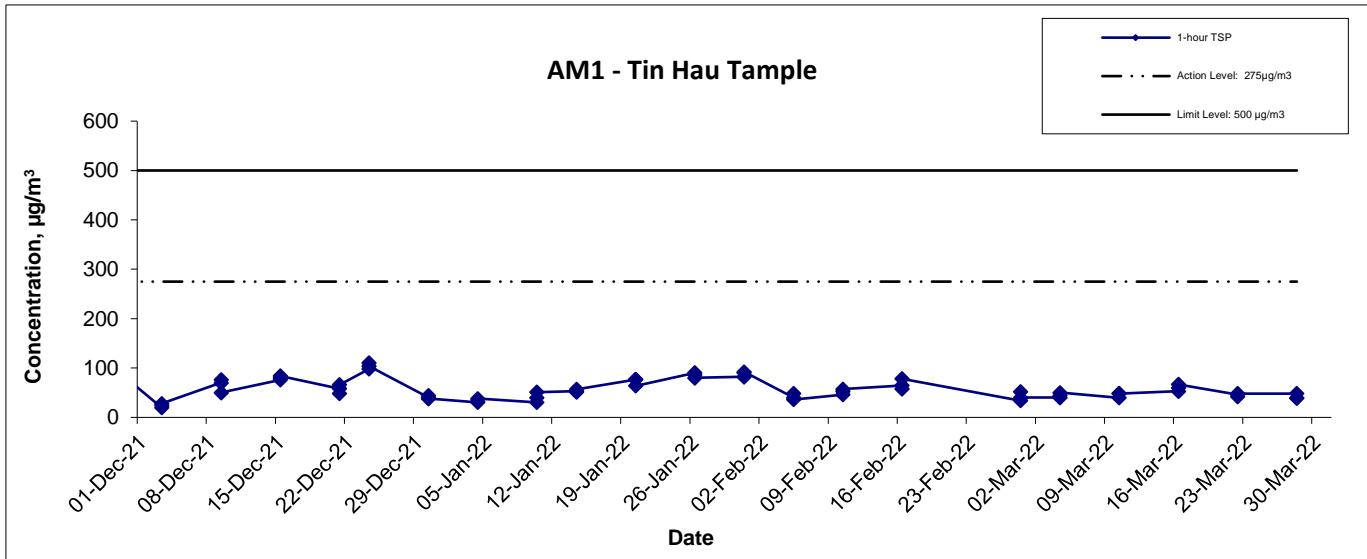
Location AM2 - Sai Tso Wan Recreation Ground			
Date	Time	Weather	Particulate Concentration ($\mu\text{g}/\text{m}^3$)
4-Mar-22	10:00	Sunny	86.1
4-Mar-22	11:00	Sunny	88.2
4-Mar-22	12:00	Sunny	73.5
10-Mar-22	12:00	Sunny	21.0
10-Mar-22	13:00	Sunny	18.9
10-Mar-22	14:00	Sunny	25.2
16-Mar-22	13:45	Sunny	41.8
16-Mar-22	14:45	Sunny	22.0
16-Mar-22	15:45	Sunny	33.0
22-Mar-22	11:00	Cloudy	144.9
22-Mar-22	12:00	Cloudy	88.2
22-Mar-22	13:00	Cloudy	63.0
28-Mar-22	11:00	Rainy	18.9
28-Mar-22	12:00	Rainy	25.2
28-Mar-22	13:00	Rainy	29.4
Average			52.0
Maximum			144.9
Minimum			18.9

Location AM3 - Yau Lai Estate Bik Lai House			
Date	Time	Weather	Particulate Concentration ($\mu\text{g}/\text{m}^3$)
4-Mar-22	9:00	Sunny	34.0
4-Mar-22	10:00	Sunny	38.0
4-Mar-22	11:00	Sunny	40.0
10-Mar-22	14:00	Sunny	22.0
10-Mar-22	15:00	Sunny	19.8
10-Mar-22	16:00	Sunny	22.0
16-Mar-22	9:30	Sunny	87.4
16-Mar-22	10:30	Sunny	96.6
16-Mar-22	11:30	Sunny	80.5
22-Mar-22	16:00	Fine	55.0
22-Mar-22	17:00	Fine	59.4
22-Mar-22	18:00	Fine	50.6
28-Mar-22	15:11	Rainy	52.9
28-Mar-22	16:11	Rainy	46.0
28-Mar-22	17:11	Rainy	46.0
Average			50.0
Maximum			96.6
Minimum			19.8

Location AM4 - Sitting-out Area at Cha Kwo Ling Village			
Date	Time	Weather	Particulate Concentration ($\mu\text{g}/\text{m}^3$)
4-Mar-22	16:00	Sunny	34.0
4-Mar-22	17:00	Sunny	28.0
4-Mar-22	18:00	Sunny	28.0
10-Mar-22	15:00	Sunny	25.2
10-Mar-22	16:00	Sunny	23.1
10-Mar-22	17:00	Sunny	21.0
16-Mar-22	15:20	Sunny	48.3
16-Mar-22	16:20	Sunny	66.7
16-Mar-22	17:20	Sunny	59.8
22-Mar-22	9:00	Fine	41.8
22-Mar-22	10:00	Fine	50.6
22-Mar-22	11:00	Fine	57.2
28-Mar-22	12:40	Rainy	43.7
28-Mar-22	13:40	Rainy	57.5
28-Mar-22	14:40	Rainy	50.6
Average			42.4
Maximum			66.7
Minimum			21.0

APPENDIX E - 1-HOUR TSP MONITORING RESULTS

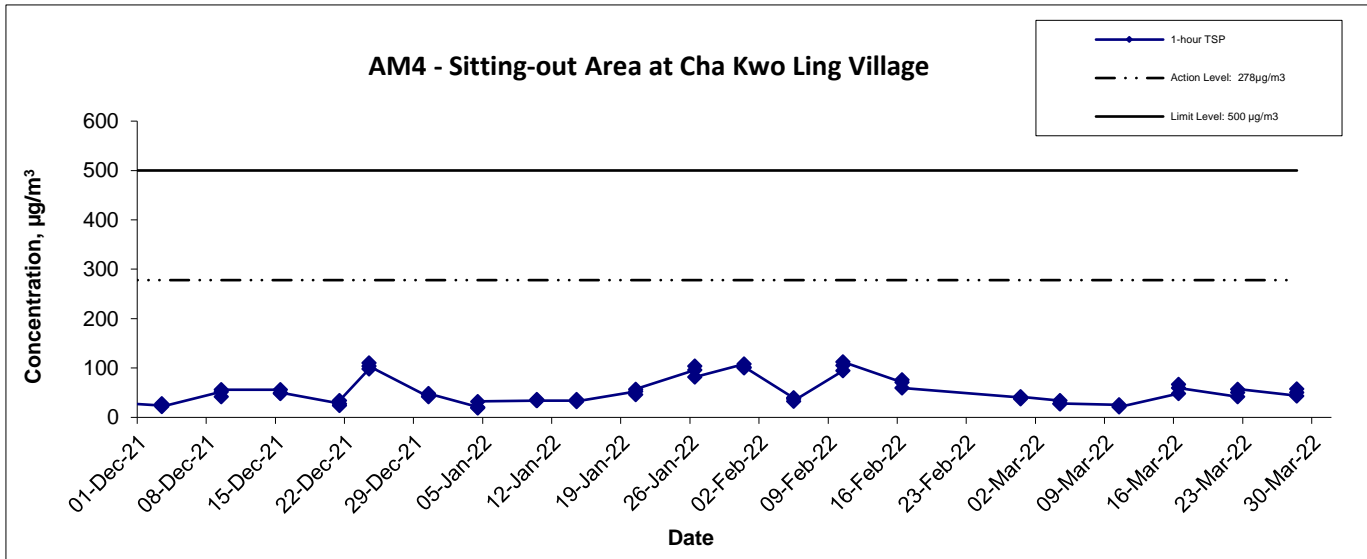
1-hr TSP Concentration Levels



Contract No. ED/2018/04 Trunk Road T2 and Infrastructure Works for Developments at the Former South Apron Graphical Presentation of 1-hour TSP Monitoring Results	Scale	N.T.S	Project No.	MA20003	
	Date	Mar-22	Appendix	E	

APPENDIX E - 1-HOUR TSP MONITORING RESULTS

1-hr TSP Concentration Levels



Notes:

1. The major activitie(s) being carried out on site during the reporting period is/are presented in Section 1.10
2. The weather conditions during the reporting month are presented in Appendix C.
3. Other factors which might affect the monitoring results are presented in Section 2.17.

Contract No. ED/2018/04 Trunk Road T2 and Infrastructure Works for Developments at the Former South Apron Graphical Presentation of 1-hour TSP Monitoring Results	Scale N.T.S	Project No. MA20003	CINOTECH
	Date Mar-22	Appendix E	