

Appendix F - 24-hour TSP Monitoring Results

Location AM1 - Tin Hau Temple

Start Date	Weather	Air	Atmospheric	Filter Weight (g)		Particulate	Elapse Time		Sampling	Flow Rate (m ³ /min.)		Av. flow	Total vol.	Conc.
	Condition	Temp. (K)	Pressure, Pa (mmHg)	Initial	Final	Weight (g)	Initial	Final	Time(hrs.)	Initial	Final	(m ³ /min)	(m ³)	(µg/m ³)
3-Mar-22	Sunny	293.4	762.9	3.3985	3.5726	0.1741	9691.2	9715.1	24.0	1.21	1.21	1.21	1735.2	100.3
9-Mar-22	Sunny	292.7	763.4	3.3209	3.4838	0.1629	9715.1	9739.1	24.0	1.21	1.21	1.21	1741.2	93.6
15-Mar-22	Sunny	296.1	759.4	3.3127	3.4214	0.1087	9739.1	9763.0	23.9	1.20	1.20	1.20	1722.3	63.1
21-Mar-22	Fine	295.6	760.6	3.3491	3.5003	0.1512	9763.0	9787.0	24.0	1.20	1.20	1.20	1730.6	87.4
26-Mar-22	Rainy	297.2	759.9	3.4025	3.5216	0.1191	9787.0	9811.0	24.0	1.19	1.20	1.20	1725.6	69.0
31-Mar-22	Fine	294.7	764.8	3.2995	3.4380	0.1385	9811.0	9835.0	24.0	1.20	1.21	1.21	1737.3	79.7
													Min	63.1
													Max	100.3
													Average	82.2

Location AM2 - Sai Tso Wan Recreation Ground

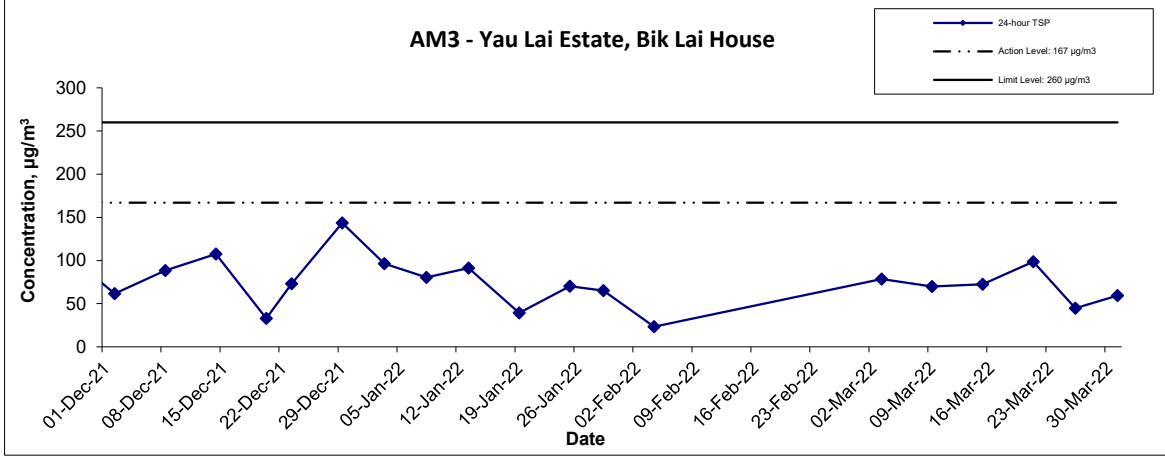
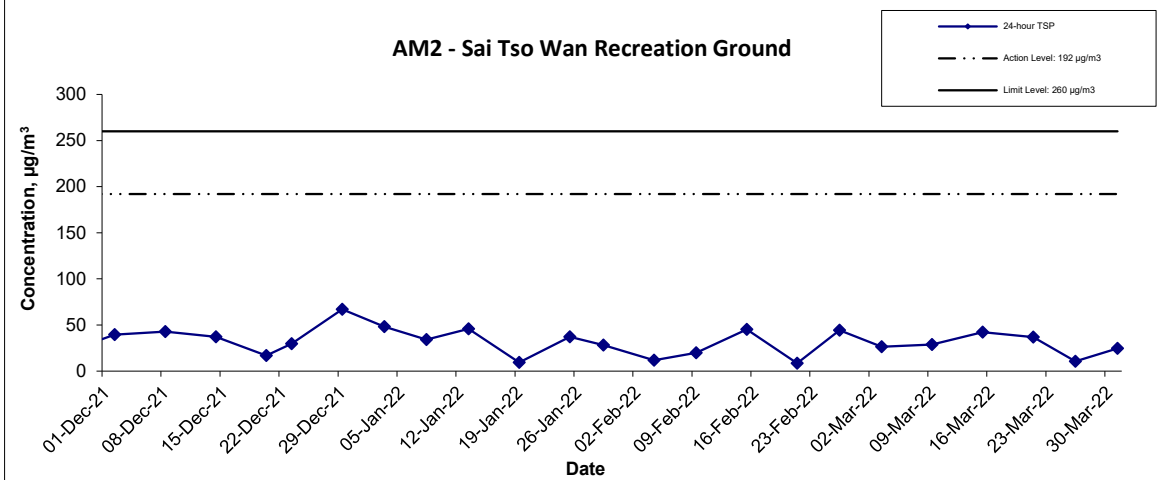
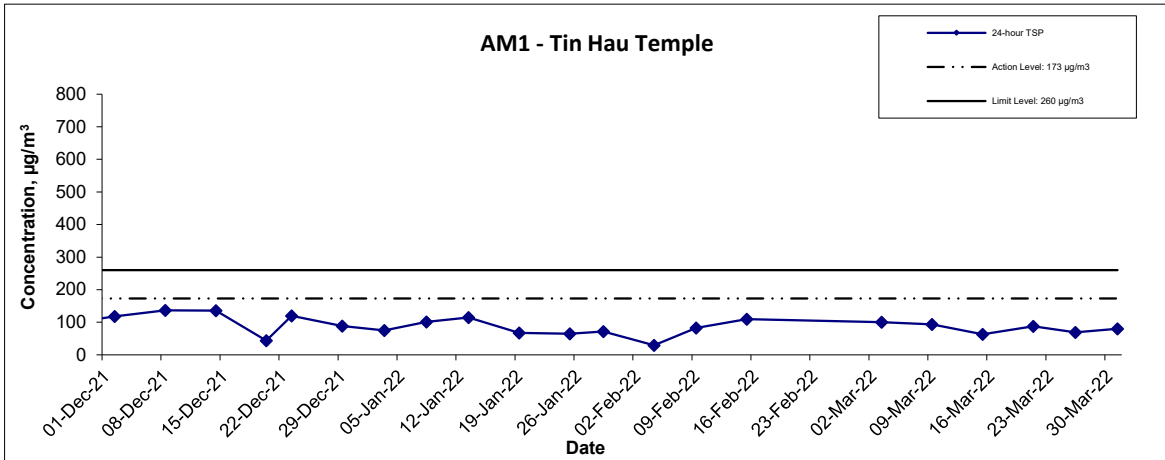
Start Date	Weather	Air	Atmospheric	Filter Weight (g)		Particulate	Elapse Time		Sampling	Flow Rate (m ³ /min.)		Av. flow	Total vol.	Conc.
	Condition	Temp. (K)	Pressure, Pa (mmHg)	Initial	Final	Weight (g)	Initial	Final	Time(hrs.)	Initial	Final	(m ³ /min)	(m ³)	(µg/m ³)
3-Mar-22	Sunny	293.4	762.9	3.2890	3.3348	0.0458	30739.2	30763.2	24.0	1.21	1.20	1.21	1738.7	26.3
9-Mar-22	Sunny	292.7	763.4	3.3095	3.3596	0.0501	30763.2	30787.2	24.0	1.21	1.21	1.21	1741.1	28.8
15-Mar-22	Fine	296.1	759.4	3.3216	3.3944	0.0728	30787.2	30811.2	24.0	1.20	1.20	1.20	1727.6	42.1
21-Mar-22	Cloudy	295.6	760.6	3.6552	3.7192	0.0640	30811.2	30835.2	24.0	1.20	1.20	1.20	1730.2	37.0
26-Mar-22	Rainy	297.2	759.9	3.3569	3.3754	0.0185	30835.2	30859.2	24.0	1.19	1.20	1.20	1725.1	10.7
31-Mar-22	Sunny	294.7	764.8	3.3899	3.4326	0.0427	30859.2	30883.2	24.0	1.20	1.21	1.21	1737.1	24.6
													Min	10.7
													Max	42.1
													Average	28.3

Location AM3 - Yau Lai Estate, Bik Lai House

Start Date	Weather	Air	Atmospheric	Filter Weight (g)		Particulate	Elapse Time		Sampling	Flow Rate (m ³ /min.)		Av. flow	Total vol.	Conc.
	Condition	Temp. (K)	Pressure, Pa (mmHg)	Initial	Final	Weight (g)	Initial	Final	Time(hrs.)	Initial	Final	(m ³ /min)	(m ³)	(µg/m ³)
3-Mar-22	Sunny	293.4	762.9	3.3704	3.5067	0.1363	5177.5	5201.5	24.0	1.21	1.20	1.21	1737.1	78.5
9-Mar-22	Sunny	292.7	763.4	3.2891	3.4110	0.1219	5201.5	5225.5	24.0	1.21	1.21	1.21	1740.3	70.0
15-Mar-22	Sunny	296.1	759.4	3.4049	3.5300	0.1251	5225.5	5249.5	24.0	1.20	1.20	1.20	1725.9	72.5
21-Mar-22	Fine	295.6	760.6	3.3366	3.5072	0.1706	5249.5	5273.5	24.0	1.20	1.20	1.20	1728.6	98.7
26-Mar-22	Rainy	297.2	759.9	3.3771	3.4544	0.0773	5273.5	5297.5	24.0	1.19	1.20	1.20	1723.4	44.9
31-Mar-22	Fine	294.7	764.8	3.3275	3.4305	0.1030	5297.5	5321.5	24.0	1.20	1.21	1.21	1735.6	59.3
													Min	44.9
													Max	98.7
													Average	70.6

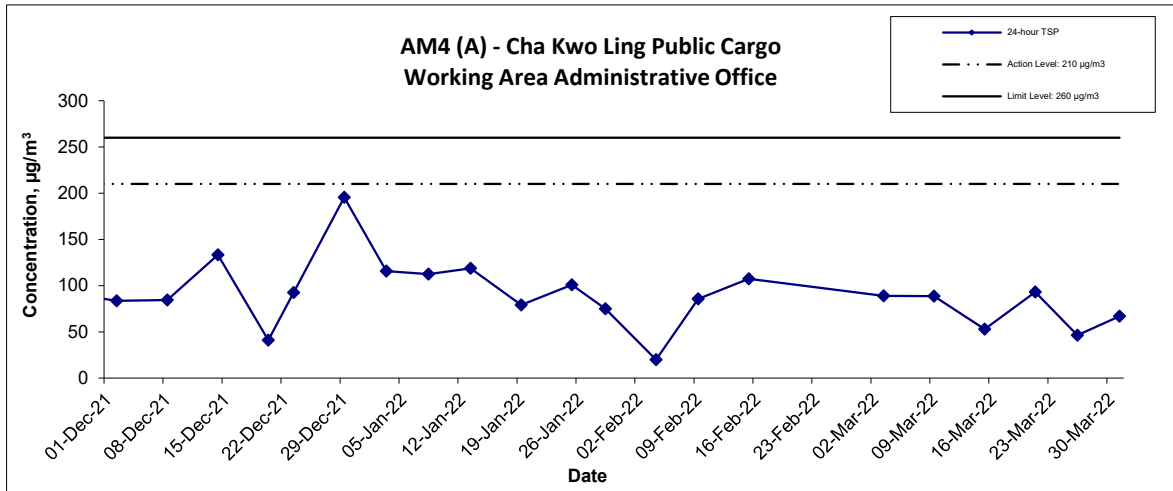
Location AM4(A) - Cha Kwo Ling Public Cargo Working Area Administrative Office

Start Date	Weather	Air	Atmospheric	Filter Weight (g)		Particulate	Elapse Time		Sampling	Flow Rate (m ³ /min.)		Av. flow	Total vol.	Conc.
	Condition	Temp. (K)	Pressure, Pa (mmHg)	Initial	Final	Weight (g)	Initial	Final	Time(hrs.)	Initial	Final	(m ³ /min)	(m ³)	(µg/m ³)
3-Mar-22	Sunny	293.4	762.9	3.3806	3.5392	0.1586	15175.1	15199.7	24.6	1.21	1.21	1.21	1781.9	89.0
9-Mar-22	Sunny	292.7	763.4	3.3374	3.4919	0.1545	15199.7	15223.7	24.0	1.21	1.21	1.21	1741.5	88.7
15-Mar-22	Sunny	296.1	759.4	3.3041	3.3956	0.0915	15223.7	15247.7	24.0	1.20	1.20	1.20	1729.2	52.9
21-Mar-22	Fine	295.6	760.6	3.3072	3.4685	0.1613	15247.7	15271.7	24.0	1.20	1.20	1.20	1731.1	93.2
26-Mar-22	Rainy	297.2	759.9	3.3827	3.4629	0.0802	15271.7	15295.7	24.0	1.19	1.20	1.20	1726.2	46.5
31-Mar-22	Fine	294.7	764.8	3.2985	3.4145	0.1160	15295.7	15319.7	24.0	1.20	1.21	1.21	1737.7	66.8
													Min	46.5
													Max	93.2
													Average	72.8



Contract No. ED/2018/04 Trunk Road T2 and Infrastructure Works for Developments at the Former South Apron Graphical Presentation of 24-hour TSP Monitoring Results	Scale N.T.S	Project No. MA20003	CINOTECH
	Date Mar-22	Appendix F	

24-hr TSP Concentration Levels



Notes:

- 1) The major activitie(s) being carried out on site during the reporting period is/are presented in Section 1.10
- 2) The weather conditions during the reporting month are presented in Appendix C.
- 3) Other factors which might affect the monitoring results are presented in Section 2.17.

Contract No. ED/2018/04 Trunk Road T2 and Infrastructure Works for Developments at the Former South Apron Graphical Presentation of 24-hour TSP Monitoring Results	Scale	N.T.S	Project No.	MA20003	CINOTECH
	Date	Mar-22	Appendix	F	