

## Appendix F - 24-hour TSP Monitoring Results

### Location AM1 - Tin Hau Temple

Start Date	Weather	Air	Atmospheric	Filter Weight (g)		Particulate	Elapse Time		Sampling	Flow Rate (m <sup>3</sup> /min.)		Av. flow	Total vol.	Conc.
	Condition	Temp. (K)	Pressure, Pa (mmHg)	Initial	Final	Weight (g)	Initial	Final	Time(hrs.)	Initial	Final	(m <sup>3</sup> /min)	(m <sup>3</sup> )	(µg/m <sup>3</sup> )
6-Apr-22	Sunny	295.6	763.9	3.3397	3.4700	0.1303	9835.0	9858.9	23.9	1.20	1.20	1.20	1726.8	75.5
11-Apr-22	Sunny	298.6	758.5	3.3625	3.4845	0.1220	9858.9	9882.9	24.0	1.21	1.21	1.21	1743.1	70.0
14-Apr-22	Fine	297.9	758.7	3.3296	3.5206	0.1910	9882.9	9906.9	24.0	1.21	1.21	1.21	1745.2	109.4
20-Apr-22	Sunny	295.9	761.8	3.6760	3.8065	0.1305	9906.9	9930.9	24.0	1.22	1.22	1.22	1753.7	74.4
26-Apr-22	Sunny	301.1	757.6	3.3533	3.4628	0.1095	9930.9	9954.9	24.0	1.21	1.21	1.21	1735.8	63.1
30-Apr-22	Sunny	296.1	760.3	3.3772	3.5049	0.1277	9954.9	9978.9	24.0	1.21	1.22	1.22	1751.8	72.9
													Min	63.1
													Max	109.4
													Average	77.5

### Location AM2 - Sai Tso Wan Recreation Ground

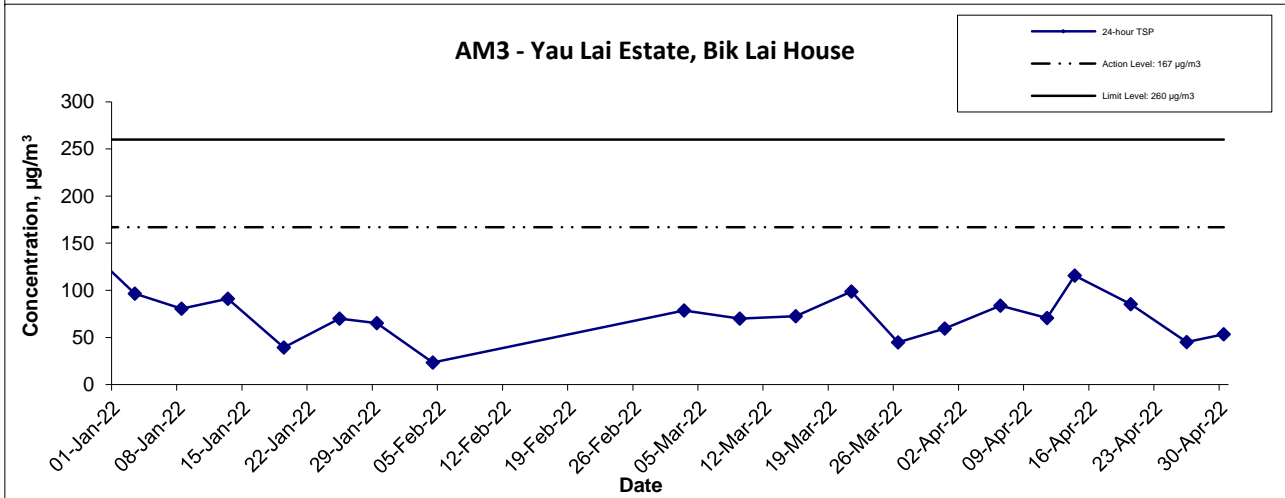
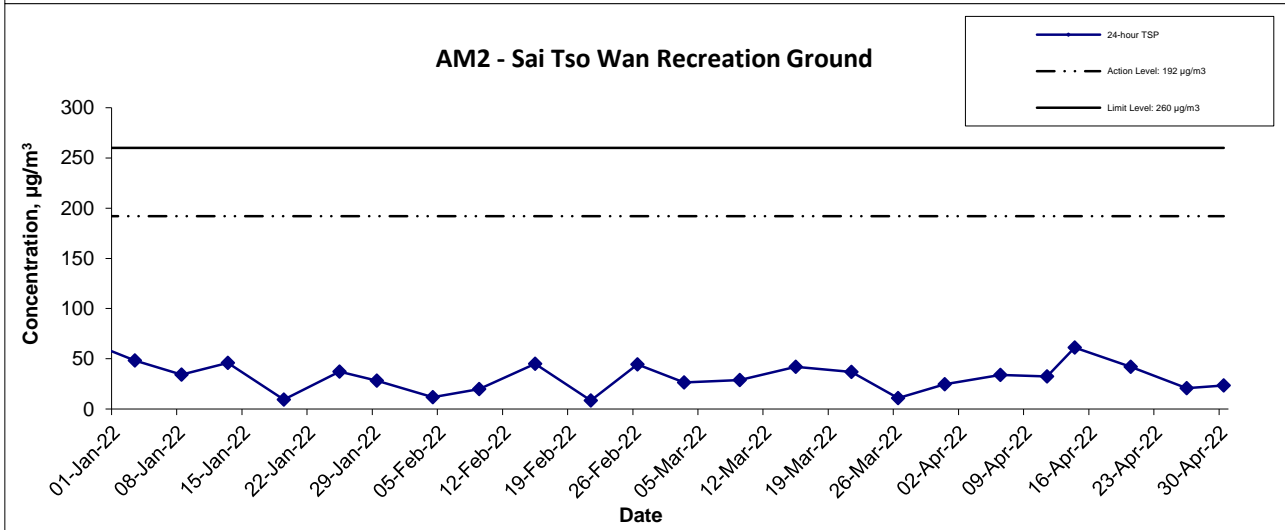
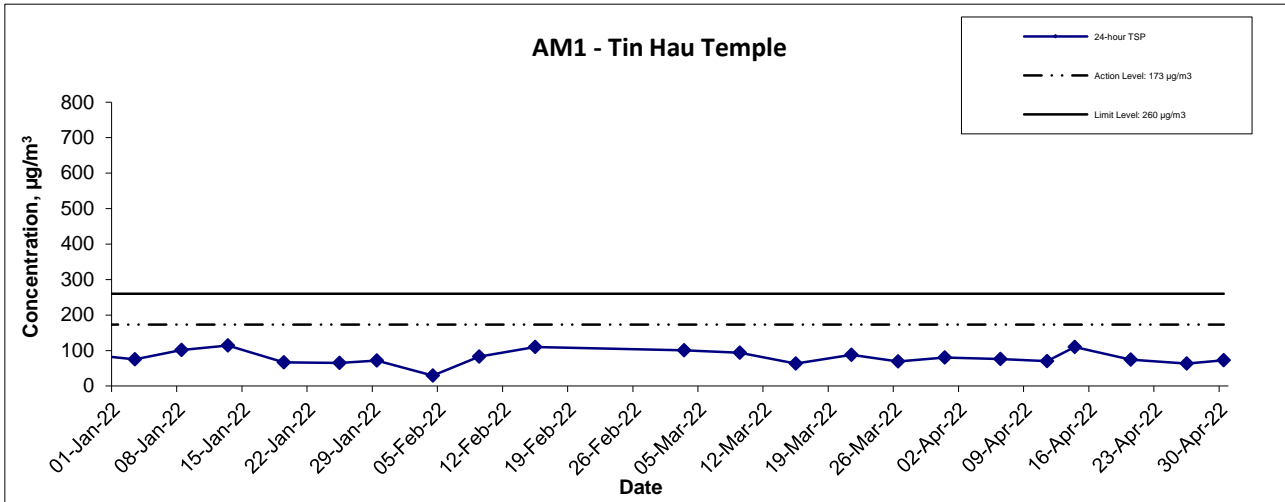
Start Date	Weather	Air	Atmospheric	Filter Weight (g)		Particulate	Elapse Time		Sampling	Flow Rate (m <sup>3</sup> /min.)		Av. flow	Total vol.	Conc.
	Condition	Temp. (K)	Pressure, Pa (mmHg)	Initial	Final	Weight (g)	Initial	Final	Time(hrs.)	Initial	Final	(m <sup>3</sup> /min)	(m <sup>3</sup> )	(µg/m <sup>3</sup> )
6-Apr-22	Sunny	295.6	763.9	3.3253	3.3843	0.0590	30883.2	30907.2	24.0	1.20	1.20	1.20	1733.7	34.0
11-Apr-22	Sunny	298.6	758.5	3.3948	3.4514	0.0566	30907.2	30931.2	24.0	1.21	1.21	1.21	1743.2	32.5
14-Apr-22	Fine	297.9	758.7	3.6294	3.7361	0.1067	30931.2	30955.2	24.0	1.21	1.21	1.21	1745.3	61.1
20-Apr-22	Sunny	295.9	761.8	3.7436	3.8172	0.0736	30955.2	30979.2	24.0	1.22	1.22	1.22	1754.2	42.0
26-Apr-22	Sunny	301.1	757.6	3.3543	3.3904	0.0361	30979.2	31003.2	24.0	1.21	1.20	1.21	1735.6	20.8
30-Apr-22	Sunny	296.1	760.3	3.3453	3.3865	0.0412	31003.2	31027.2	24.0	1.21	1.22	1.22	1752.2	23.5
													Min	20.8
													Max	61.1
													Average	35.7

### Location AM3 - Yau Lai Estate, Bik Lai House

Start Date	Weather	Air	Atmospheric	Filter Weight (g)		Particulate	Elapse Time		Sampling	Flow Rate (m <sup>3</sup> /min.)		Av. flow	Total vol.	Conc.
	Condition	Temp. (K)	Pressure, Pa (mmHg)	Initial	Final	Weight (g)	Initial	Final	Time(hrs.)	Initial	Final	(m <sup>3</sup> /min)	(m <sup>3</sup> )	(µg/m <sup>3</sup> )
6-Apr-22	Sunny	295.6	763.9	3.3154	3.4607	0.1453	5321.5	5345.5	24.0	1.20	1.20	1.20	1732.1	83.9
11-Apr-22	Sunny	298.6	758.5	3.3532	3.4766	0.1234	5345.5	5369.5	24.0	1.21	1.21	1.21	1743.9	70.8
14-Apr-22	Fine	297.9	758.7	3.3690	3.5711	0.2021	5369.5	5393.5	24.0	1.21	1.21	1.21	1746.1	115.7
20-Apr-22	Sunny	295.9	761.8	3.3577	3.5076	0.1499	5393.5	5417.5	24.0	1.22	1.22	1.22	1754.8	85.4
26-Apr-22	Sunny	301.1	757.6	3.3637	3.4420	0.0783	5417.5	5441.5	24.0	1.21	1.21	1.21	1736.5	45.1
30-Apr-22	Sunny	296.1	760.3	3.3443	3.4382	0.0939	5441.5	5465.5	24.0	1.21	1.22	1.22	1753.6	53.5
													Min	45.1
													Max	115.7
													Average	73.1

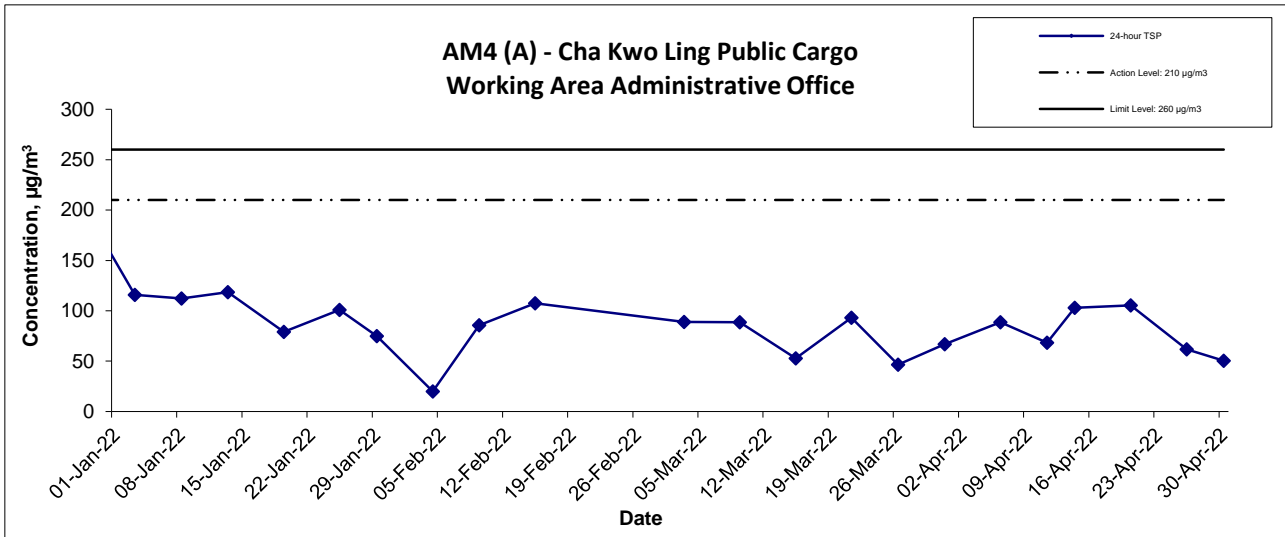
### Location AM4(A) - Cha Kwo Ling Public Cargo Working Area Administrative Office

Start Date	Weather	Air	Atmospheric	Filter Weight (g)		Particulate	Elapse Time		Sampling	Flow Rate (m <sup>3</sup> /min.)		Av. flow	Total vol.	Conc.
	Condition	Temp. (K)	Pressure, Pa (mmHg)	Initial	Final	Weight (g)	Initial	Final	Time(hrs.)	Initial	Final	(m <sup>3</sup> /min)	(m <sup>3</sup> )	(µg/m <sup>3</sup> )
6-Apr-22	Sunny	295.6	763.9	3.3272	3.4809	0.1537	15319.2	15343.2	24.0	1.21	1.20	1.20	1734.4	88.6
11-Apr-22	Sunny	298.6	758.5	3.3584	3.4774	0.1190	15343.7	15367.7	24.0	1.21	1.21	1.21	1743.8	68.2
14-Apr-22	Fine	297.9	758.7	3.3377	3.5174	0.1797	15367.7	15391.7	24.0	1.21	1.21	1.21	1745.9	102.9
20-Apr-22	Sunny	295.9	761.8	3.6910	3.8761	0.1851	15391.7	15415.7	24.0	1.22	1.22	1.22	1754.4	105.5
26-Apr-22	Sunny	301.1	757.6	3.3596	3.4670	0.1074	15415.7	15439.7	24.0	1.21	1.21	1.21	1736.5	61.8
30-Apr-22	Sunny	296.1	760.3	3.4011	3.4894	0.0883	15439.7	15463.7	24.0	1.21	1.22	1.22	1752.6	50.4
													Min	50.4
													Max	105.5
													Average	79.6



Contract No. ED/2018/04 Trunk Road T2 and Infrastructure Works for Developments at the Former South Apron  Graphical Presentation of 24-hour TSP Monitoring Results	Scale N.T.S	Project No. MA20003	CINOTECH
	Date Apr-22	Appendix F	

### 24-hr TSP Concentration Levels



**Notes:**

- 1) The major activitie(s) being carried out on site during the reporting period is/are presented in Section 1.10
- 2) The weather conditions during the reporting month are presented in Appendix C.
- 3) Other factors which might affect the monitoring results are presented in Section 2.17.

Contract No. ED/2018/04 Trunk Road T2 and Infrastructure Works for Developments at the Former South Apron  Graphical Presentation of 24-hour TSP Monitoring Results	Scale N.T.S	Project No. MA20003	
	Date Apr-22	Appendix F	