

## Appendix G - Noise Monitoring Results

(0700-1900 hrs on Normal Weekdays)

Location CM1 - Nga Lai House, Yau Lai Estate Phase 1, Yau Tong							
Date	Time	Weather	Unit: dB (A) (30-min)				
			Measured Noise Level			Baseline Level	Construction Noise Level
			L <sub>eq</sub>	L <sub>10</sub>	L <sub>90</sub>	L <sub>eq</sub>	L <sub>eq</sub>
07-Apr-22	13:39	Sunny	74.2	76.0	72.1	65.5	74
12-Apr-22	11:30	Sunny	71.4	72.9	68.3	65.5	70
19-Apr-22	9:00	Fine	72.3	75.9	70.1	65.5	71
28-Apr-22	14:30	Sunny	75.3	77.4	71.8	65.5	75

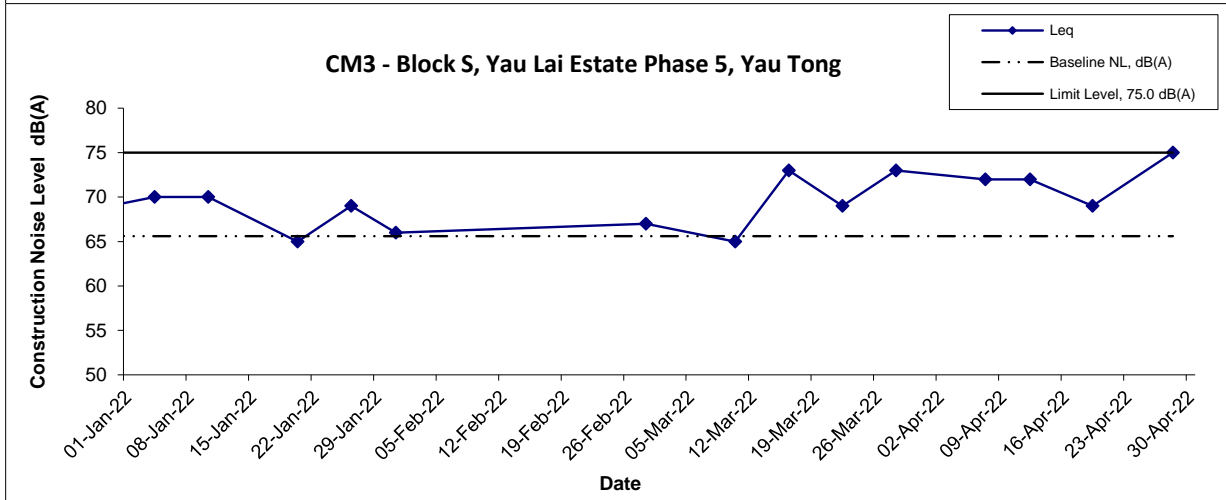
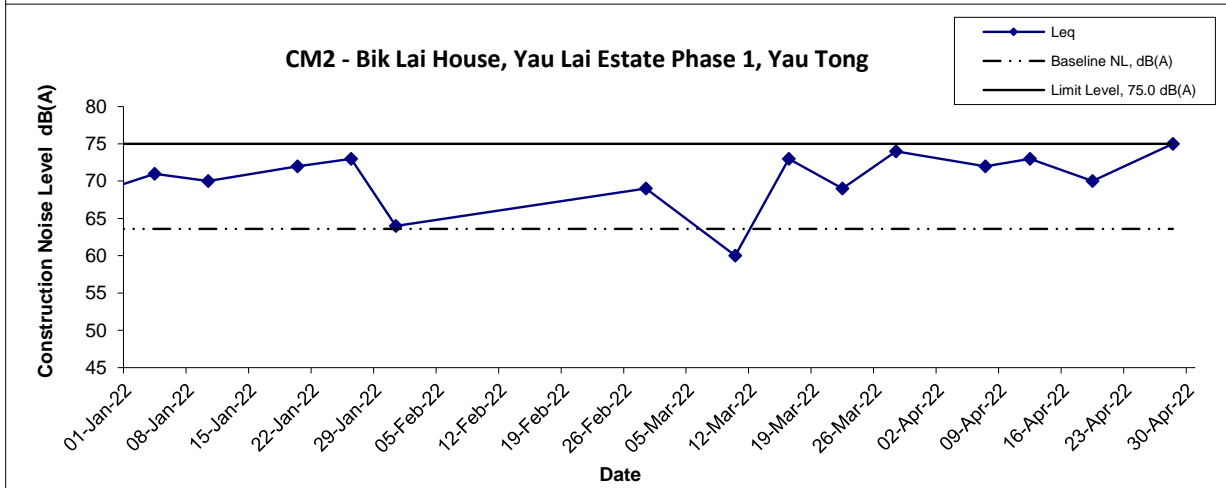
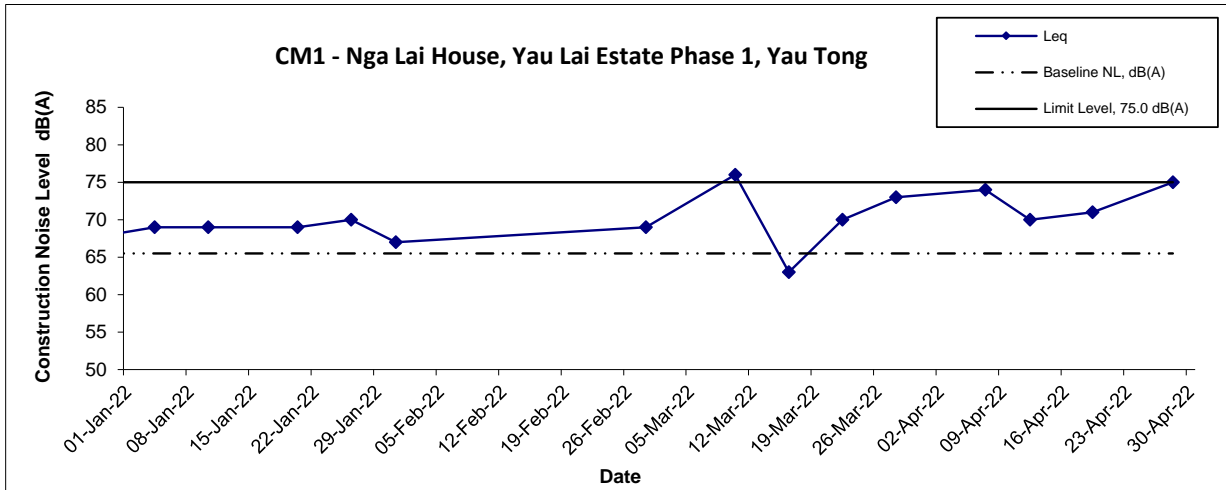
Location CM2 - Bik Lai House, Yau Lai Estate Phase 1, Yau Tong							
Date	Time	Weather	Unit: dB (A) (30-min)				
			Measured Noise Level			Baseline Level	Construction Noise Level
			L <sub>eq</sub>	L <sub>10</sub>	L <sub>90</sub>	L <sub>eq</sub>	L <sub>eq</sub>
7 Apr 2022	12:57	Sunny	72.6	75.2	66.2	63.6	72
12 Apr 2022	10:30	Sunny	73.4	75.4	69.0	63.6	73
19 Apr 2022	10:00	Fine	70.6	73.9	68.7	63.6	70
28 Apr 2022	15:00	Sunny	75.6	77.9	72.1	63.6	75

Location CM3 - Block S, Yau Lai Estate Phase 5, Yau Tong							
Date	Time	Weather	Unit: dB (A) (30-min)				
			Measured Noise Level			Baseline Level	Construction Noise Level
			L <sub>eq</sub>	L <sub>10</sub>	L <sub>90</sub>	L <sub>eq</sub>	L <sub>eq</sub>
7 Apr 2022	14:24	Sunny	73.3	75.7	70.7	65.6	72
12 Apr 2022	14:15	Sunny	72.9	74.5	70.8	65.6	72
19 Apr 2022	11:00	Fine	70.5	74.1	67.9	65.6	69
28 Apr 2022	16:00	Sunny	75.7	78.0	72.0	65.6	75

Location CM4 - Tin Hau Temple, Cha Kwo Ling							
Date	Time	Weather	Unit: dB (A) (30-min)				
			Measured Noise Level			Baseline Level	Construction Noise Level
			L <sub>eq</sub>	L <sub>10</sub>	L <sub>90</sub>	L <sub>eq</sub>	L <sub>eq</sub>
7 Apr 2022	11:15	Sunny	62.5	63.4	55.7	62.0	53
12 Apr 2022	15:00	Sunny	63.8	65.4	60.0	62.0	59
19 Apr 2022	14:00	Fine	65.4	68.3	60.7	62.0	63
28 Apr 2022	12:30	Sunny	57.9	59.2	50.2	62.0	58 Measured ≤ Baseline

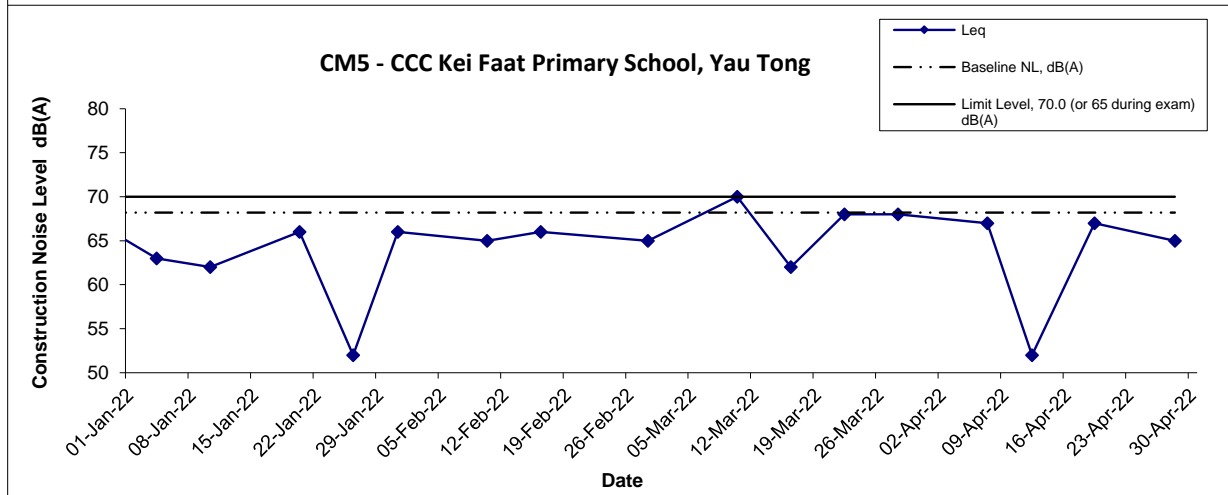
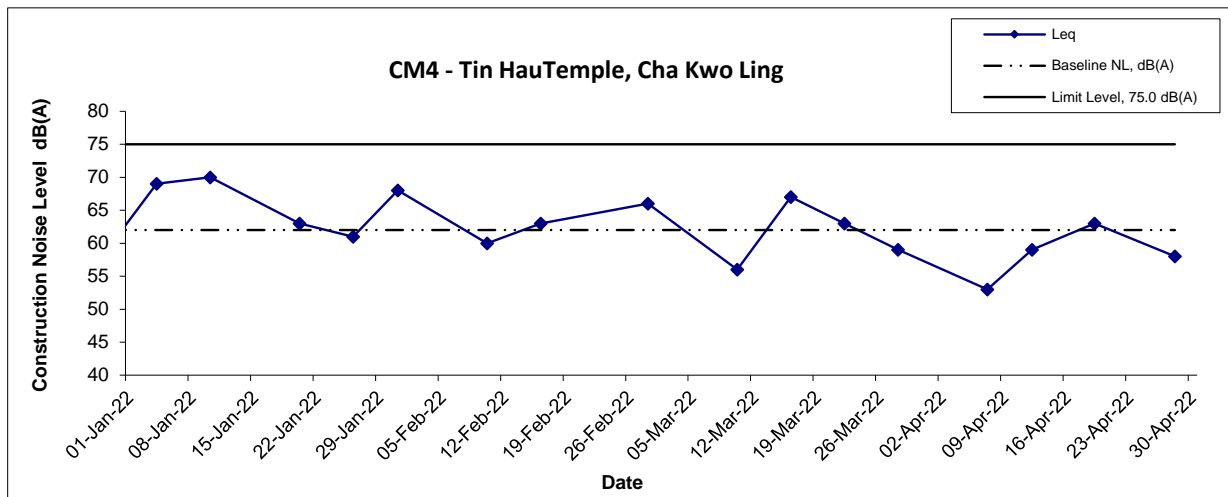
Location CM5 - CCC Kei Faat Primary School, Yau Tong							
Date	Time	Weather	Unit: dB (A) (30-min)				
			Measured Noise Level			Baseline Level	Construction Noise Level
			L <sub>eq</sub>	L <sub>10</sub>	L <sub>90</sub>	L <sub>eq</sub>	L <sub>eq</sub>
7 Apr 2022	15:09	Sunny	67.4	69.4	64.8	68.2	67 Measured ≤ Baseline
12 Apr 2022	13:30	Sunny	68.3	70.4	65.2	68.2	52
19 Apr 2022	13:00	Fine	67.4	70.2	65.3	68.2	67 Measured ≤ Baseline
28 Apr 2022	14:00	Sunny	69.8	72.0	59.8	68.2	65

## Noise Levels



Title Contract No. ED/2018/04 Trunk Road T2 and Infrastructure Works for Developments at the Former South Apron  Graphical Presentation of Construction Noise Monitoring Results	Scale N.T.S  Date Apr 22	Project No. MA20003  Appendix G	
---	--------------------------------------	---	--

## Noise Levels



**Notes:**

- 1) The major activitie(s) being carried out on site during the reporting period is/are presented in Section 1.10
- 2) The weather conditions during the reporting month are presented in Appendix C.
- 3) Other factors which might affect the monitoring results are presented in Section 3.13.

Title Contract No. ED/2018/04 Trunk Road T2 and Infrastructure Works for Developments at the Former South Apron  Graphical Presentation of Construction Noise Monitoring Results	Scale	Project	CINOTECH
	N.T.S	No. MA20003	
	Date	Appendix	
	Apr 22	G	