

Appendix F - 24-hour TSP Monitoring Results

Location AM1 - Tin Hau Temple

Start Date	Weather	Air	Atmospheric	Filter Weight (g)		Particulate	Elapse Time		Sampling	Flow Rate (m ³ /min.)		Av. flow	Total vol.	Conc.
	Condition	Temp. (K)	Pressure, Pa (mmHg)	Initial	Final	Weight (g)	Initial	Final	Time(hrs.)	Initial	Final	(m ³ /min)	(m ³)	(µg/m ³)
5-May-20	Calm	300.9	757.5	3.4703	3.6384	0.1681	6798.5	6822.5	24.0	1.20	1.20	1.20	1725.8	97.4
11-May-20	Mild	302.0	758.9	3.4820	3.5348	0.0528	6822.5	6846.5	24.0	1.20	1.20	1.20	1724.2	30.6
16-May-20	Mild	301.9	755.8	3.4532	3.5171	0.0639	6846.5	6870.5	24.0	1.20	1.19	1.20	1720.8	37.1
22-May-20	Calm	299.8	754.7	3.5278	3.6690	0.1412	6870.5	6894.5	24.0	1.20	1.20	1.20	1725.6	81.8
28-May-20	Sunny	301.0	758.5	3.5258	3.6278	0.1020	6894.5	6918.5	24.0	1.20	1.20	1.20	1726.6	59.1
													Min	30.6
													Max	97.4
													Average	63.3

Location AM2 - Sai Tso Wan Recreation Ground

Start Date	Weather	Air	Atmospheric	Filter Weight (g)		Particulate	Elapse Time		Sampling	Flow Rate (m ³ /min.)		Av. flow	Total vol.	Conc.
	Condition	Temp. (K)	Pressure, Pa (mmHg)	Initial	Final	Weight (g)	Initial	Final	Time(hrs.)	Initial	Final	(m ³ /min)	(m ³)	(µg/m ³)
5-May-20	Calm	300.9	757.5	3.4698	3.5334	0.0636	27880.8	27904.8	24.0	1.20	1.20	1.20	1725.1	36.9
11-May-20	Calm	302.0	758.9	3.4694	3.5294	0.0600	27904.8	27928.8	24.0	1.21	1.21	1.21	1738.2	34.5
16-May-20	Calm	301.9	755.8	3.4936	3.5349	0.0413	27928.8	27952.8	24.0	1.20	1.19	1.19	1720.0	24.0
22-May-20	Calm	299.8	754.7	3.4907	3.5477	0.0570	27952.8	27976.8	24.0	1.20	1.21	1.21	1739.7	32.8
28-May-20	Sunny	301.0	758.5	3.4987	3.5755	0.0768	27976.8	28000.8	24.0	1.20	1.20	1.20	1726.0	44.5
													Min	24.0
													Max	44.5
													Average	34.5

Location AM3 - Yau Lai Estate, Bik Lai House

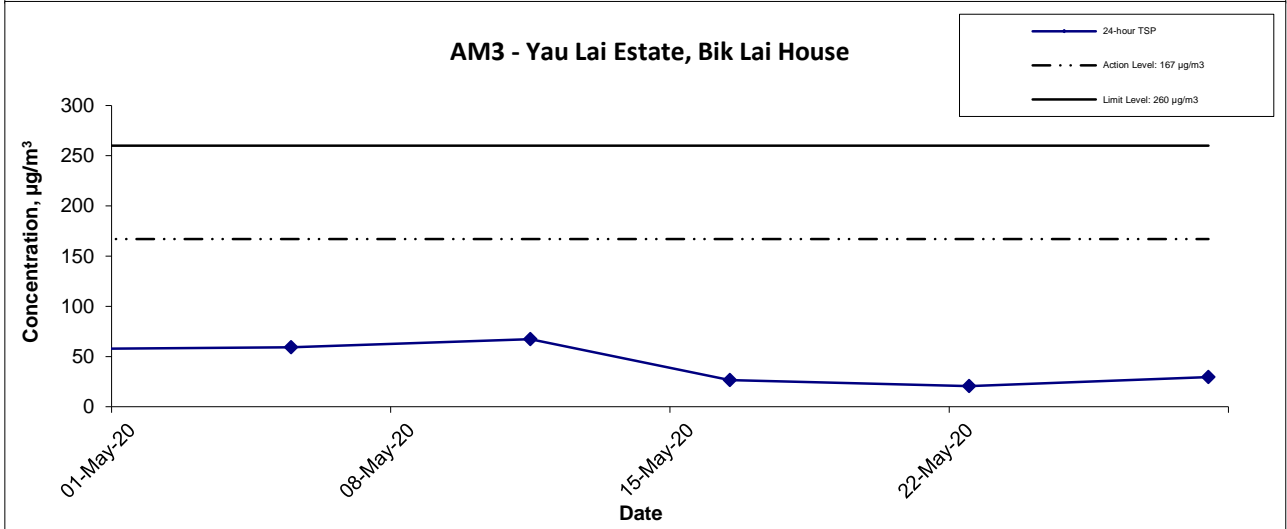
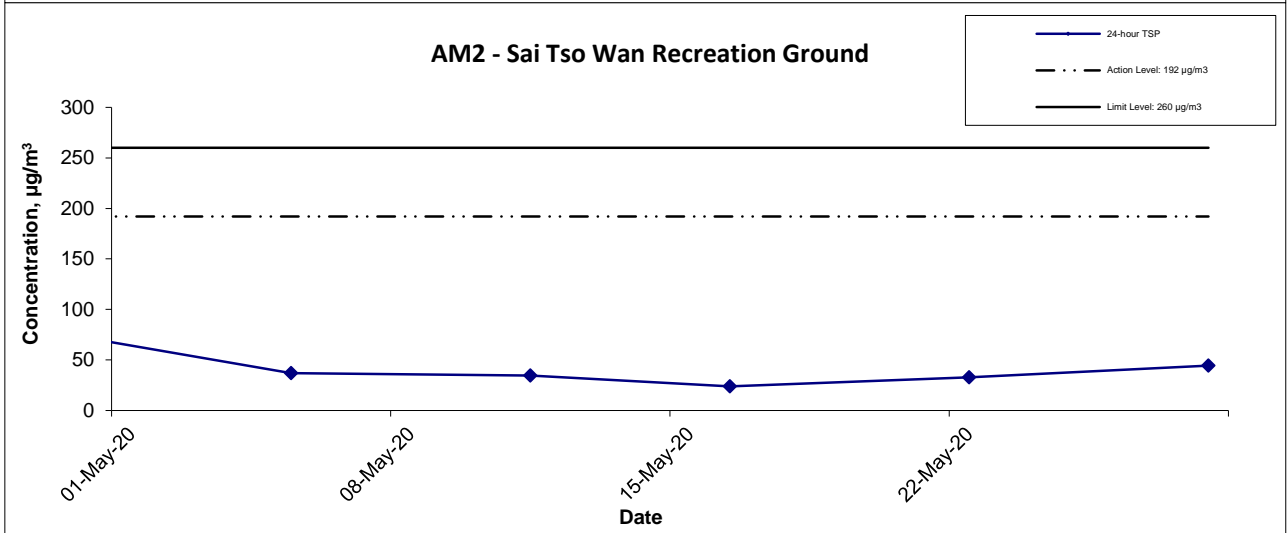
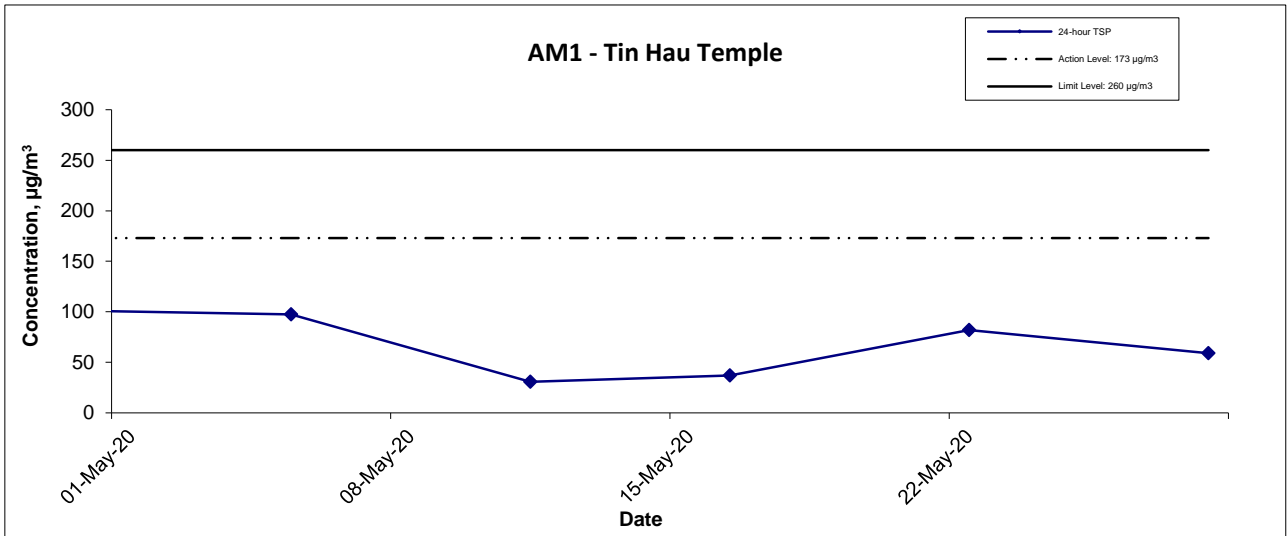
Start Date	Weather	Air	Atmospheric	Filter Weight (g)		Particulate	Elapse Time		Sampling	Flow Rate (m ³ /min.)		Av. flow	Total vol.	Conc.
	Condition	Temp. (K)	Pressure, Pa (mmHg)	Initial	Final	Weight (g)	Initial	Final	Time(hrs.)	Initial	Final	(m ³ /min)	(m ³)	(µg/m ³)
5-May-20	Calm	300.9	757.5	3.4661	3.5683	0.1022	1828.3	1852.3	24.0	1.20	1.20	1.20	1724.9	59.2
11-May-20	Mild	302.0	758.9	3.4931	3.6089	0.1158	1852.3	1876.3	24.0	1.20	1.20	1.20	1723.2	67.2
16-May-20	Mild	301.9	755.8	3.4996	3.5450	0.0454	1876.3	1900.3	24.0	1.19	1.19	1.19	1719.5	26.4
22-May-20	Calm	299.8	754.7	3.5165	3.5521	0.0356	1900.3	1924.3	24.0	1.19	1.20	1.20	1724.8	20.6
28-May-20	Sunny	301.0	758.5	3.5077	3.5587	0.0510	1924.3	1948.3	24.0	1.20	1.20	1.20	1725.9	29.6
													Min	20.6
													Max	67.2
													Average	40.6

Location AM4(A) - Cha Kwo Ling Public Cargo Working Area Administrative Office

Start Date	Weather	Air	Atmospheric	Filter Weight (g)		Particulate	Elapse Time		Sampling	Flow Rate (m ³ /min.)		Av. flow	Total vol.	Conc.
	Condition	Temp. (K)	Pressure, Pa (mmHg)	Initial	Final	Weight (g)	Initial	Final	Time(hrs.)	Initial	Final	(m ³ /min)	(m ³)	(µg/m ³)
5-May-20	Calm	300.9	757.5	3.4785	3.5664	0.0879	13105.2	13129.2	24.0	1.20	1.20	1.20	1730.0	50.8
11-May-20	Mild	302.0	758.9	3.4662	3.6669	0.2007	13129.2	13153.2	24.0	1.20	1.20	1.20	1728.5	116.1
16-May-20	Mild	301.9	755.8	3.5085	3.6255	0.1170	13153.2	13177.2	24.0	1.20	1.20	1.20	1725.1	67.8
22-May-20	Calm	299.8	754.7	3.5201	3.5680	0.0479	13177.2	13201.2	24.0	1.20	1.20	1.20	1729.9	27.7
28-May-20	Sunny	301.0	758.5	3.4908	3.5480	0.0572	13201.2	13225.2	24.0	1.20	1.20	1.20	1730.9	33.0
													Min	27.7
													Max	116.1
													Average	59.1

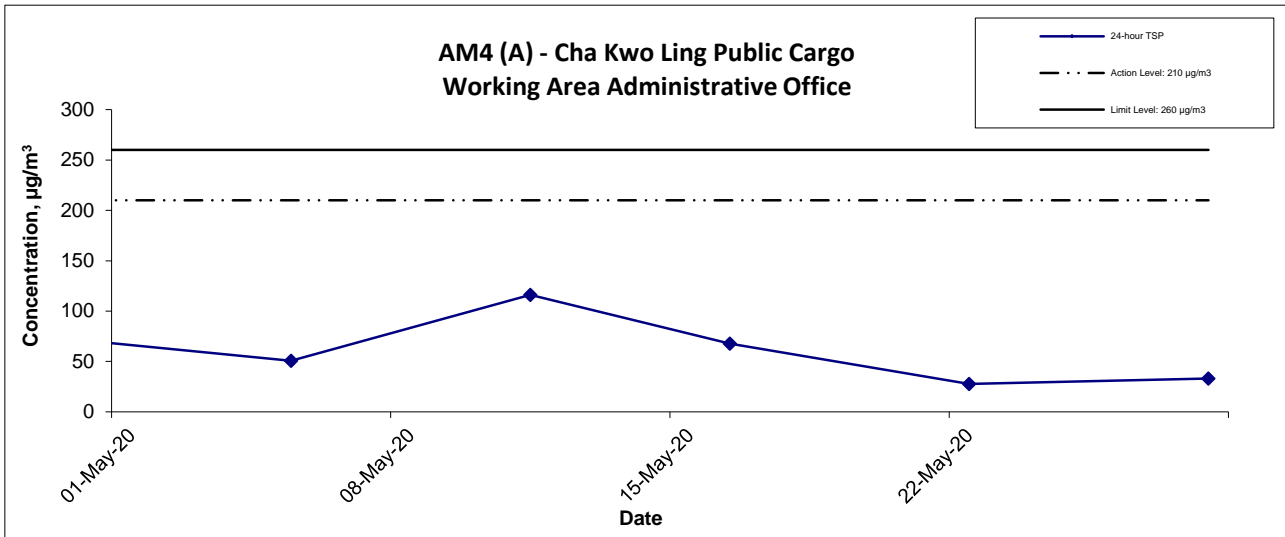
43952.0

24-hr TSP Concentration Levels



Contract No. ED/2018/04 Trunk Road T2 and Infrastructure Works for Developments at the Former South Apron Graphical Presentation of 24-hour TSP Monitoring Results	Scale N.T.S	Project No. MA20003	
	Date May-20	Appendix F	

24-hr TSP Concentration Levels



Notes:

1. The major activitie(s) being carried out on site during the reporting period is/are presented in Section 1.10
2. The weather conditions during the reporting month are presented in Appendix C.
3. Other factors which might affect the monitoring results are presented in Section 2.17.

Contract No. ED/2018/04 Trunk Road T2 and Infrastructure Works for Developments at the Former South Apron Graphical Presentation of 24-hour TSP Monitoring Results	Scale N.T.S	Project No. MA20003	CINOTECH
	Date May-20	Appendix F	