

## Appendix F - 24-hour TSP Monitoring Results

### Location AM1 - Tin Hau Temple

Start Date	Weather	Air	Atmospheric	Filter Weight (g)		Particulate	Elapse Time		Sampling	Flow Rate (m <sup>3</sup> /min.)		Av. flow	Total vol.	Conc.
	Condition	Temp. (K)	Pressure, Pa (mmHg)	Initial	Final	Weight (g)	Initial	Final	Time(hrs.)	Initial	Final	(m <sup>3</sup> /min)	(m <sup>3</sup> )	(µg/m <sup>3</sup> )
4-May-21	Sunny	299.6	760.0	2.7723	2.8530	0.0807	8305.7	8329.7	24.0	1.20	1.20	1.20	1726.9	46.7
10-May-21	Sunny	301.8	757.4	2.7463	2.8350	0.0887	8329.7	8353.7	24.0	1.19	1.19	1.19	1717.5	51.6
15-May-21	Sunny	303.1	757.8	2.7946	2.9095	0.1149	8353.7	8377.7	24.0	1.19	1.19	1.19	1714.2	67.0
20-May-21	Sunny	303.6	757.0	3.6962	3.8880	0.1918	8377.7	8401.7	24.0	1.19	1.19	1.19	1711.7	112.1
25-May-21	N/A*	N/A*	N/A*	N/A*	N/A*	N/A*	N/A*	N/A*	N/A*	N/A*	N/A*	N/A*	N/A*	N/A*
31-May-21	Sunny	301.1	755.1	3.7098	3.8071	0.0973	8401.7	8425.7	24.0	1.19	1.20	1.19	1716.9	56.7
													Min	46.7
													Max	112.1
													Average	69.4

N/A\*: As the Tin Hau Temple was closed for their renovation works, the electricity supply for HVS at AM1 was suspended on 25 May 2021.

### Location AM2 - Sai Tso Wan Recreation Ground

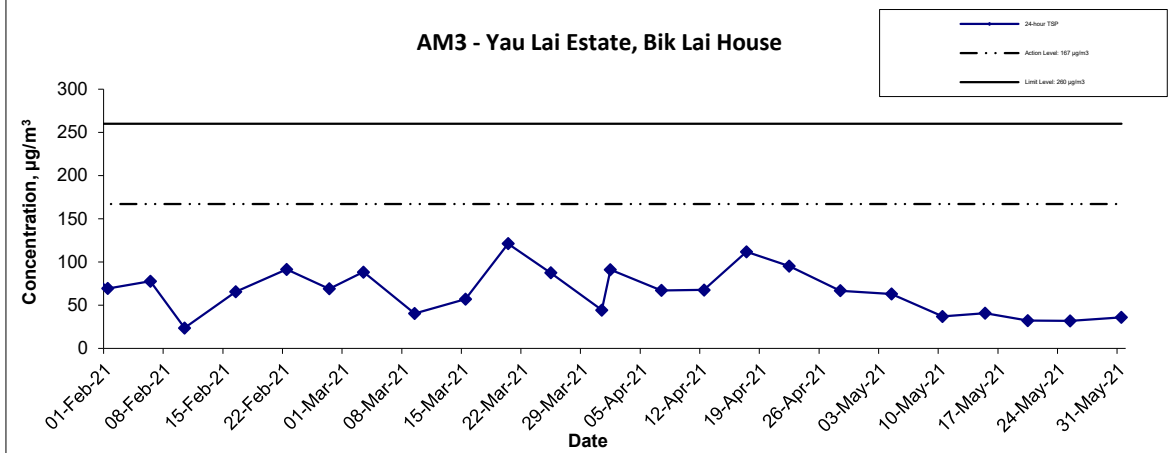
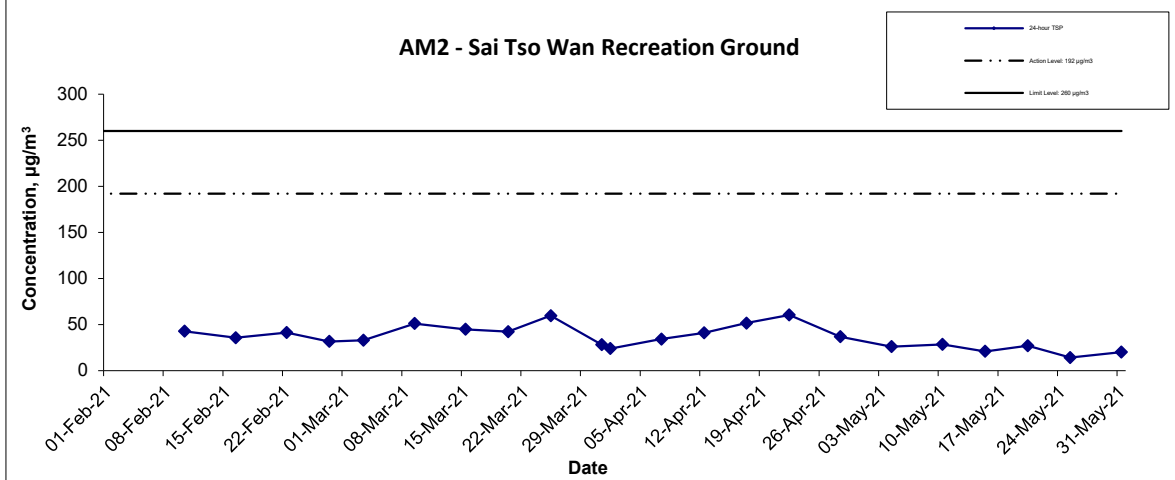
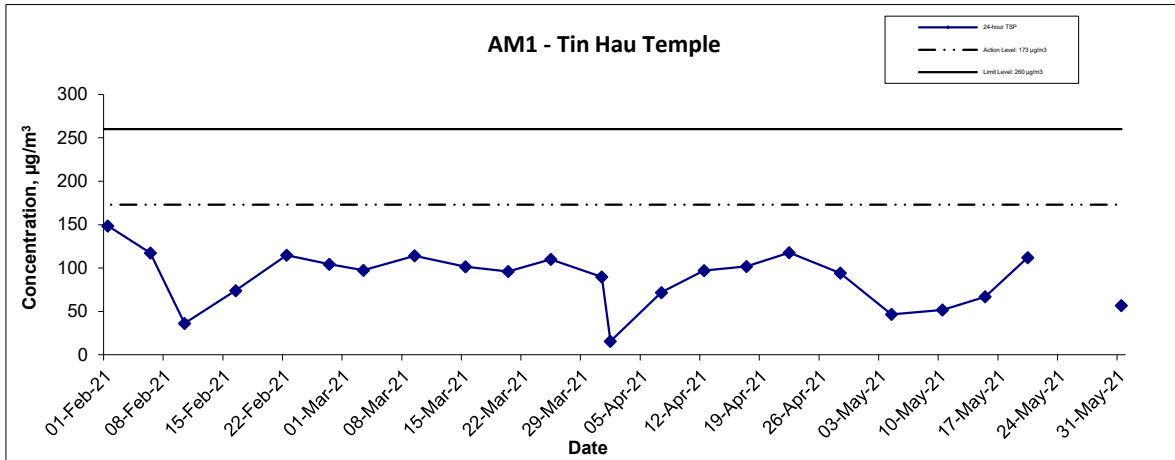
Start Date	Weather	Air	Atmospheric	Filter Weight (g)		Particulate	Elapse Time		Sampling	Flow Rate (m <sup>3</sup> /min.)		Av. flow	Total vol.	Conc.
	Condition	Temp. (K)	Pressure, Pa (mmHg)	Initial	Final	Weight (g)	Initial	Final	Time(hrs.)	Initial	Final	(m <sup>3</sup> /min)	(m <sup>3</sup> )	(µg/m <sup>3</sup> )
4-May-21	Sunny	299.6	760.0	2.7401	2.7848	0.0447	29035.0	29059.0	24.0	1.20	1.20	1.20	1727.6	25.9
10-May-21	Sunny	301.8	757.4	2.7438	2.7924	0.0486	29059.0	29083.0	24.0	1.19	1.19	1.19	1718.5	28.3
15-May-21	Sunny	303.1	757.8	2.744	2.7798	0.0358	29083.0	29107.0	24.0	1.19	1.19	1.19	1715.4	20.9
20-May-21	Sunny	303.6	757.0	3.711	3.7572	0.0462	29107.0	29131.0	24.0	1.19	1.19	1.19	1712.9	27.0
25-May-21	Sunny	301.8	758.3	2.6675	2.6917	0.0242	29131.0	29155.0	24.0	1.20	1.19	1.19	1719.6	14.1
31-May-21	Sunny	301.1	755.1	3.6945	3.7289	0.0344	29155.0	29179.0	24.0	1.19	1.20	1.19	1718.0	20.0
													Min	14.1
													Max	28.3
													Average	23.2

### Location AM3 - Yau Lai Estate, Bik Lai House

Start Date	Weather	Air	Atmospheric	Filter Weight (g)		Particulate	Elapse Time		Sampling	Flow Rate (m <sup>3</sup> /min.)		Av. flow	Total vol.	Conc.
	Condition	Temp. (K)	Pressure, Pa (mmHg)	Initial	Final	Weight (g)	Initial	Final	Time(hrs.)	Initial	Final	(m <sup>3</sup> /min)	(m <sup>3</sup> )	(µg/m <sup>3</sup> )
4-May-21	Sunny	299.6	760.0	2.7623	2.8708	0.1085	3776.8	3800.8	24.0	1.20	1.20	1.20	1726.3	62.9
10-May-21	Sunny	301.8	757.4	2.6668	2.7300	0.0632	3800.8	3824.8	24.0	1.19	1.19	1.19	1716.5	36.8
15-May-21	Sunny	303.1	757.8	2.7426	2.8122	0.0696	3824.8	3848.8	24.0	1.19	1.19	1.19	1713.1	40.6
20-May-21	Sunny	303.6	757.0	3.7232	3.7783	0.0551	3848.8	3872.8	24.0	1.19	1.19	1.19	1710.5	32.2
25-May-21	Sunny	301.8	758.3	2.7822	2.8370	0.0548	3872.8	3896.8	24.0	1.20	1.19	1.19	1717.6	31.9
31-May-21	Sunny	301.1	755.1	3.6717	3.7332	0.0615	3896.8	3920.8	24.0	1.19	1.20	1.19	1715.9	35.8
													Min	31.9
													Max	62.9
													Average	40.9

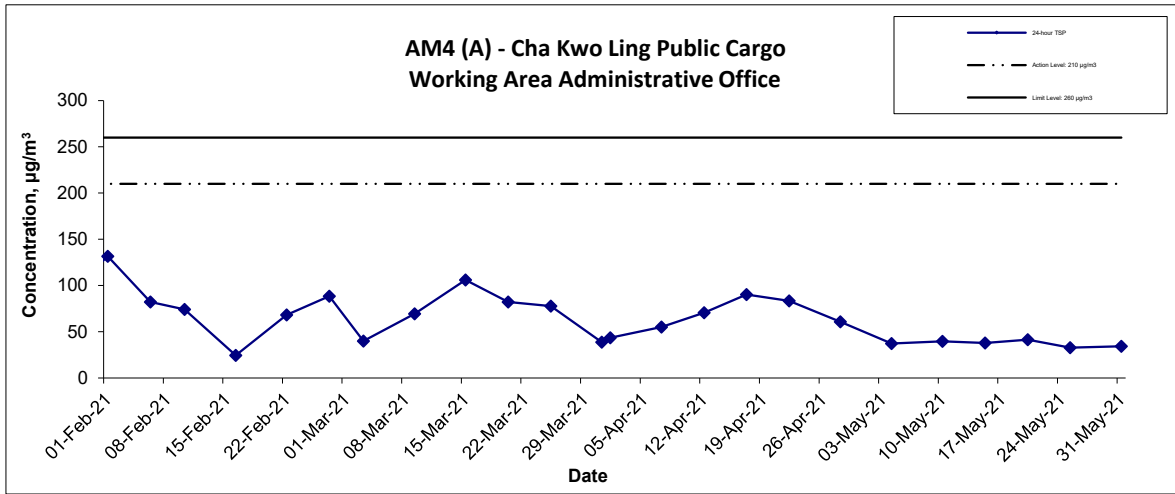
### Location AM4(A) - Cha Kwo Ling Public Cargo Working Area Administrative Office

Start Date	Weather	Air	Atmospheric	Filter Weight (g)		Particulate	Elapse Time		Sampling	Flow Rate (m <sup>3</sup> /min.)		Av. flow	Total vol.	Conc.
	Condition	Temp. (K)	Pressure, Pa (mmHg)	Initial	Final	Weight (g)	Initial	Final	Time(hrs.)	Initial	Final	(m <sup>3</sup> /min)	(m <sup>3</sup> )	(µg/m <sup>3</sup> )
4-May-21	Sunny	299.6	760.0	2.741	2.8057	0.0647	14133.74	14157.7	24.0	1.20	1.20	1.20	1729.2	37.4
10-May-21	Sunny	301.8	757.4	2.7389	2.8072	0.0683	14157.74	14181.7	24.0	1.20	1.19	1.19	1720.4	39.7
15-May-21	Sunny	303.1	757.8	2.7717	2.8368	0.0651	14181.74	14205.7	24.0	1.19	1.19	1.19	1717.4	37.9
20-May-21	Sunny	303.6	757.0	3.7156	3.7866	0.0710	14205.74	14229.7	24.0	1.19	1.19	1.19	1715.0	41.4
25-May-21	Sunny	301.8	758.3	3.7033	3.7598	0.0565	14229.74	14253.7	24.0	1.20	1.19	1.20	1721.4	32.8
31-May-21	Sunny	301.1	755.1	3.6886	3.7475	0.0589	14253.74	14277.7	24.0	1.19	1.20	1.19	1719.9	34.2
													Min	32.8
													Max	41.4
													Average	37.8



Contract No. ED/2018/04 Trunk Road T2 and Infrastructure Works for Developments at the Former South Apron  Graphical Presentation of 24-hour TSP Monitoring Results	Scale N.T.S	Project No. MA20003	CINOTECH
	Date May-21	Appendix F	

**24-hr TSP Concentration Levels**



**Notes:**

- 1) The major activitie(s) being carried out on site during the reporting period is/are presented in Section 1.10
- 2) The weather conditions during the reporting month are presented in Appendix C.
- 3) Other factors which might affect the monitoring results are presented in Section 2.17.
- 4) The HVS at AM2 was broken-down during the first week of February 2021.
- 5) As the Tin Hau Temple was closed for their renovation works, the electricity supply for HVS at AM1 was suspended on 25 May 2021.

Contract No. ED/2018/04 Trunk Road T2 and Infrastructure Works for Developments at the Former South Apron  Graphical Presentation of 24-hour TSP Monitoring Results	Scale N.T.S	Project No. MA20003	CINOTECH
	Date May-21	Appendix F	