

Appendix F - 24-hour TSP Monitoring Results

Location AM1 - Tin Hau Temple

Start Date	Weather	Air	Atmospheric	Filter Weight (g)		Particulate	Elapse Time		Sampling	Flow Rate (m ³ /min.)		Av. flow	Total vol.	Conc.
	Condition	Temp. (K)	Pressure, Pa (mmHg)	Initial	Final	Weight (g)	Initial	Final	Time(hrs.)	Initial	Final	(m ³ /min)	(m ³)	(µg/m ³)
3-Jun-20	Sunny	303.0	757.2	3.5019	3.5284	0.0265	6918.6	6942.6	24.0	1.19	1.19	1.19	1719.5	15.4
9-Jun-20	Sunny	302.6	757.4	3.4946	3.5305	0.0359	6942.6	6966.6	24.0	1.20	1.19	1.19	1720.6	20.9
15-Jun-20	Sunny	302.0	758.8	3.5283	3.5761	0.0478	6966.6	6990.6	24.0	1.22	1.22	1.22	1755.8	27.2
20-Jun-20	Sunny	302.7	757.6	3.4866	3.6214	0.1348	6990.6	7014.6	24.0	1.22	1.22	1.22	1752.2	76.9
24-Jun-20	Sunny	303.3	755.8	3.4760	3.5007	0.0247	7014.6	7038.6	24.0	1.21	1.21	1.21	1748.4	14.1
30-Jun-20	Sunny	303.3	756.5	3.5346	3.5592	0.0246	7038.6	7062.6	24.0	1.21	1.22	1.21	1749.2	14.1
													Min	14.1
													Max	76.9
													Average	28.1

Location AM2 - Sai Tso Wan Recreation Ground

Start Date	Weather	Air	Atmospheric	Filter Weight (g)		Particulate	Elapse Time		Sampling	Flow Rate (m ³ /min.)		Av. flow	Total vol.	Conc.
	Condition	Temp. (K)	Pressure, Pa (mmHg)	Initial	Final	Weight (g)	Initial	Final	Time(hrs.)	Initial	Final	(m ³ /min)	(m ³)	(µg/m ³)
3-Jun-20	Sunny	303.0	757.2	3.5428	3.5937	0.0509	28024.8	28048.8	24.0	1.20	1.20	1.20	1722.3	29.6
9-Jun-20	Sunny	302.6	757.4	3.5482	3.5989	0.0507	28048.8	28072.8	24.0	1.20	1.20	1.20	1723.5	29.4
15-Jun-20	Sunny	302.0	758.8	3.4984	3.5491	0.0507	28072.8	28096.8	24.0	1.22	1.22	1.22	1755.2	28.9
20-Jun-20	Sunny	302.7	757.6	3.4946	3.5303	0.0357	28096.8	28120.8	24.0	1.22	1.22	1.22	1751.5	20.4
24-Jun-20	Sunny	303.3	755.8	3.4077	3.4524	0.0447	28120.8	28144.8	24.0	1.21	1.21	1.21	1747.6	25.6
30-Jun-20	Sunny	303.3	756.5	3.5108	3.5420	0.0312	28144.8	28168.8	24.0	1.21	1.22	1.21	1748.4	17.8
													Min	20.4
													Max	29.6
													Average	26.8

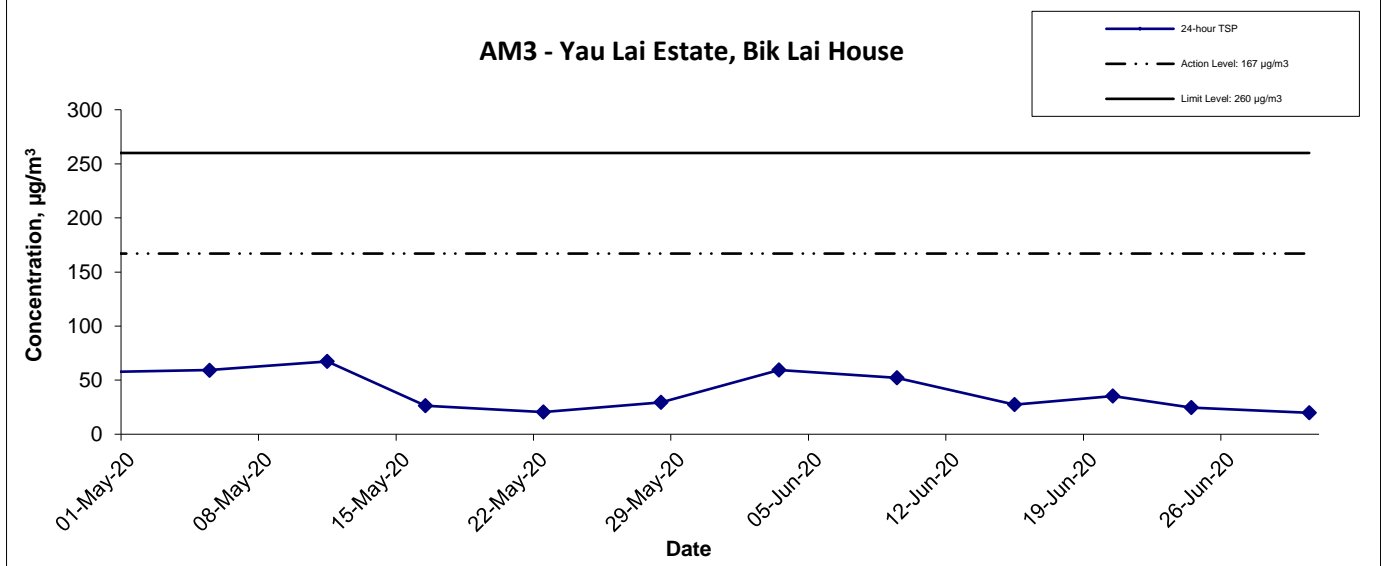
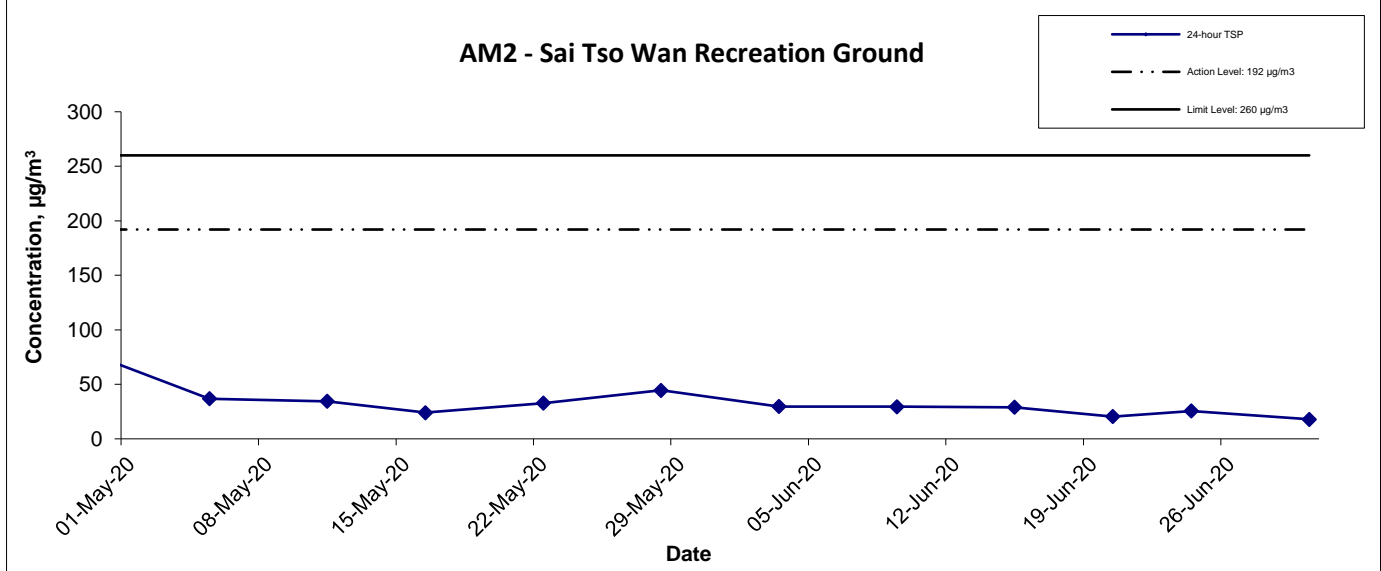
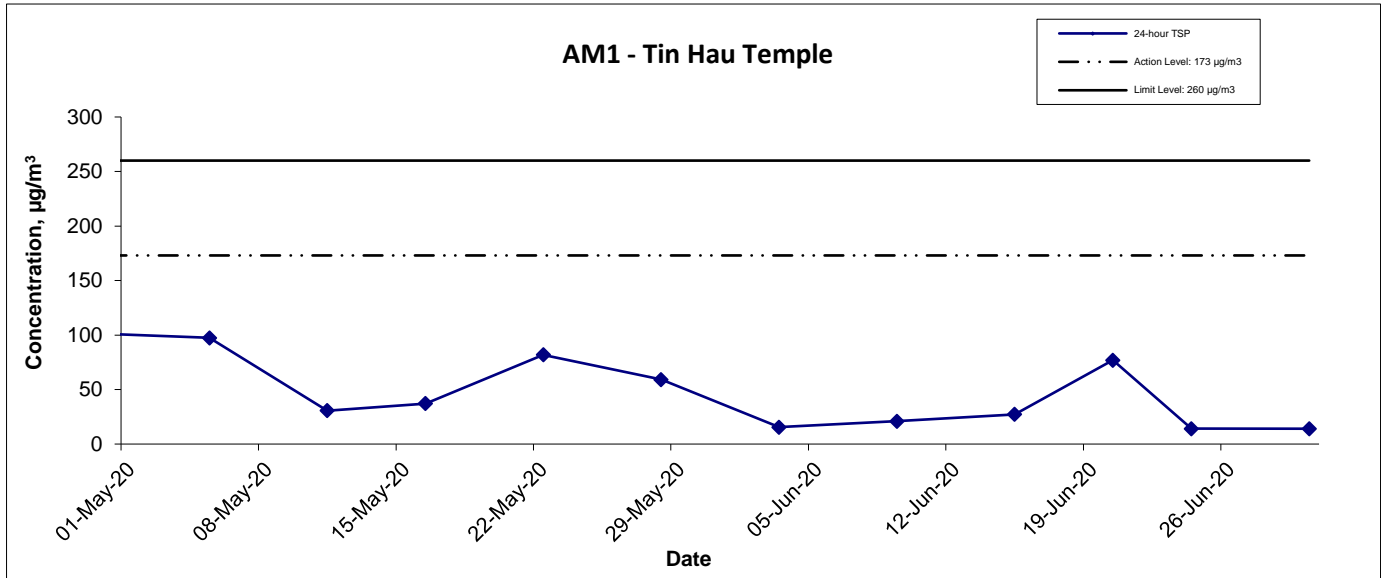
Location AM3 - Yau Lai Estate, Bik Lai House


Start Date	Weather	Air	Atmospheric	Filter Weight (g)		Particulate	Elapse Time		Sampling	Flow Rate (m ³ /min.)		Av. flow	Total vol.	Conc.
	Condition	Temp. (K)	Pressure, Pa (mmHg)	Initial	Final	Weight (g)	Initial	Final	Time(hrs.)	Initial	Final	(m ³ /min)	(m ³)	(µg/m ³)
3-Jun-20	Sunny	303.0	757.2	3.5258	3.6278	0.1020	1972.3	1996.3	24.0	1.19	1.19	1.19	1718.0	59.4
9-Jun-20	Sunny	302.6	757.4	3.5243	3.6142	0.0899	1996.3	2020.3	24.0	1.19	1.19	1.19	1719.3	52.3
15-Jun-20	Sunny	302.0	758.8	3.4980	3.5460	0.0480	2020.3	2044.3	24.0	1.22	1.22	1.22	1754.7	27.4
20-Jun-20	Sunny	302.7	757.6	3.5117	3.5737	0.0620	2044.3	2068.3	24.0	1.22	1.22	1.22	1751.0	35.4
24-Jun-20	Sunny	303.3	755.8	3.5369	3.5800	0.0431	2068.3	2092.3	24.0	1.21	1.21	1.21	1747.0	24.7
30-Jun-20	Sunny	303.3	756.5	3.4931	3.5278	0.0347	2092.3	2116.3	24.0	1.21	1.22	1.21	1747.9	19.9
													Min	24.7
													Max	59.4
													Average	39.8

Location AM4(A) - Cha Kwo Ling Public Cargo Working Area Administrative Office

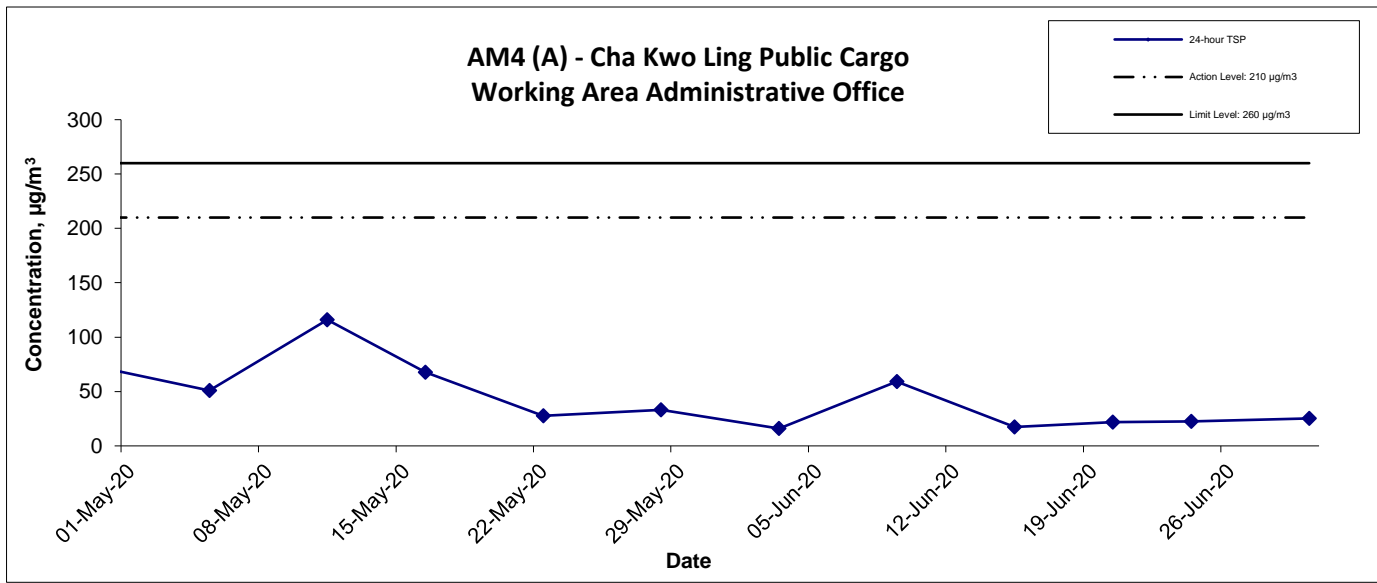
Start Date	Weather	Air	Atmospheric	Filter Weight (g)		Particulate	Elapse Time		Sampling	Flow Rate (m ³ /min.)		Av. flow	Total vol.	Conc.
	Condition	Temp. (K)	Pressure, Pa (mmHg)	Initial	Final	Weight (g)	Initial	Final	Time(hrs.)	Initial	Final	(m ³ /min)	(m ³)	(µg/m ³)
3-Jun-20	Sunny	303.0	757.2	3.5496	3.5771	0.0275	13249.2	13273.2	24.0	1.20	1.20	1.20	1723.8	16.0
9-Jun-20	Sunny	302.6	757.4	3.5258	3.6278	0.1020	13273.2	13297.2	24.0	1.20	1.20	1.20	1724.9	59.1
15-Jun-20	Sunny	302.0	758.8	3.4963	3.5271	0.0308	13297.2	13321.2	24.0	1.22	1.22	1.22	1755.0	17.5
20-Jun-20	Sunny	302.7	757.6	3.5231	3.5616	0.0385	13321.2	13345.2	24.0	1.22	1.22	1.22	1751.6	22.0
24-Jun-20	Sunny	303.3	755.8	3.4716	3.5109	0.0393	13345.2	13369.2	24.0	1.21	1.21	1.21	1747.9	22.5
30-Jun-20	Sunny	303.3	756.5	3.4391	3.4834	0.0443	13369.2	13393.2	24.0	1.21	1.22	1.21	1748.7	25.3
													Min	16.0
													Max	59.1
													Average	27.4

24-hr TSP Concentration Levels



Contract No. ED/2018/04 Trunk Road T2 and Infrastructure Works for Developments at the Former South Apron Graphical Presentation of 24-hour TSP Monitoring Results	Scale	Project	
	N.T.S	No. MA20003	
	Date	Appendix	
	Jun-20	F	

24-hr TSP Concentration Levels



Notes:

1. The major activitie(s) being carried out on site during the reporting period is/are presented in Section 1.10
2. The weather conditions during the reporting month are presented in Appendix C.
3. Other factors which might affect the monitoring results are presented in Section 2.17.

Contract No. ED/2018/04 Trunk Road T2 and Infrastructure Works for Developments at the Former South Apron Graphical Presentation of 24-hour TSP Monitoring Results	Scale N.T.S	Project No. MA20003	CINOTECH
	Date Jun-20	Appendix F	