

## Appendix F - 24-hour TSP Monitoring Results

### Location AM1 - Tin Hau Temple

Start Date	Weather	Air	Atmospheric	Filter Weight (g)		Particulate	Elapse Time		Sampling	Flow Rate (m <sup>3</sup> /min.)		Av. flow	Total vol.	Conc.
	Condition	Temp. (K)	Pressure, Pa (mmHg)	Initial	Final	Weight (g)	Initial	Final	Time(hrs.)	Initial	Final	(m <sup>3</sup> /min)	(m <sup>3</sup> )	(µg/m <sup>3</sup> )
5-Jun-21	Sunny	299.6	760.0	3.7009	3.7944	0.0935	8425.7	8449.7	24.0	1.20	1.20	1.20	1726.9	54.1
9-Jun-21	Sunny	301.8	757.4	3.6976	3.7895	0.0919	702.0	726.0	24.0	1.19	1.19	1.19	1717.5	53.5
15-Jun-21	Sunny	303.1	757.8	2.7670	2.8024	0.0354	726.0	750.0	24.0	1.19	1.19	1.19	1714.2	20.7
21-Jun-21	Cloudy	303.6	757.0	3.6654	3.7950	0.1296	750.0	774.0	24.0	1.19	1.19	1.19	1711.7	75.7
26-Jun-21	Cloudy	301.8	758.3	3.6999	3.7375	0.0376	774.0	798.0	24.0	1.20	1.19	1.19	1718.5	21.9
30-Jun-21	Sunny	301.1	755.1	3.6911	4.8963	1.2052	798.0	822.0	24.0	1.19	1.20	1.19	1716.9	<b>702.0</b>
													Min	20.7
													Max	<b>702.0</b>
													Average	154.6

Note: **Bold Italic** means Action Level exceedance  
**Bold Italic with underline** means Limit Level exceedance

### Location AM2 - Sai Tso Wan Recreation Ground

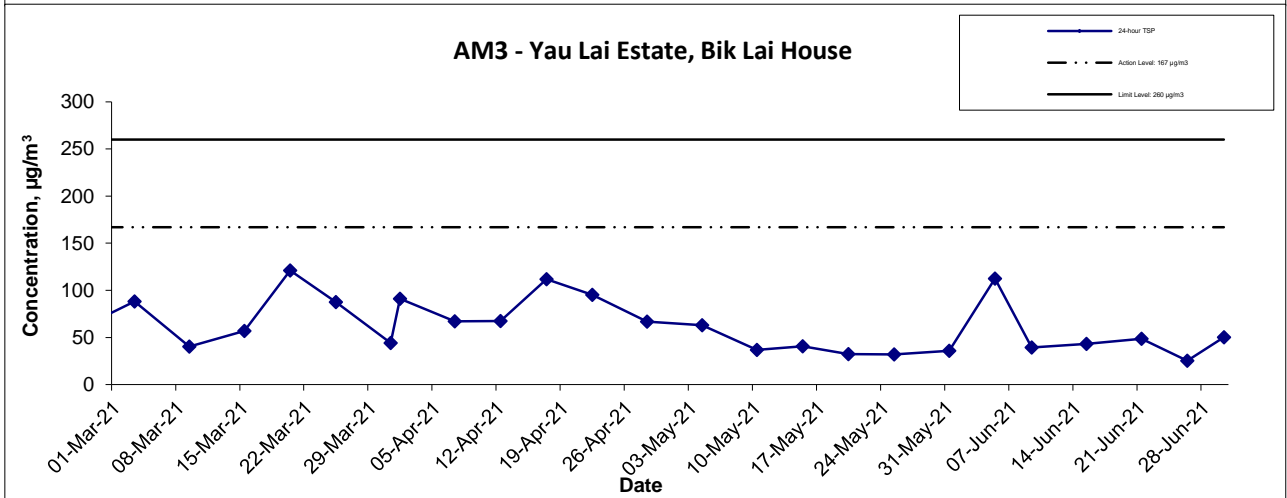
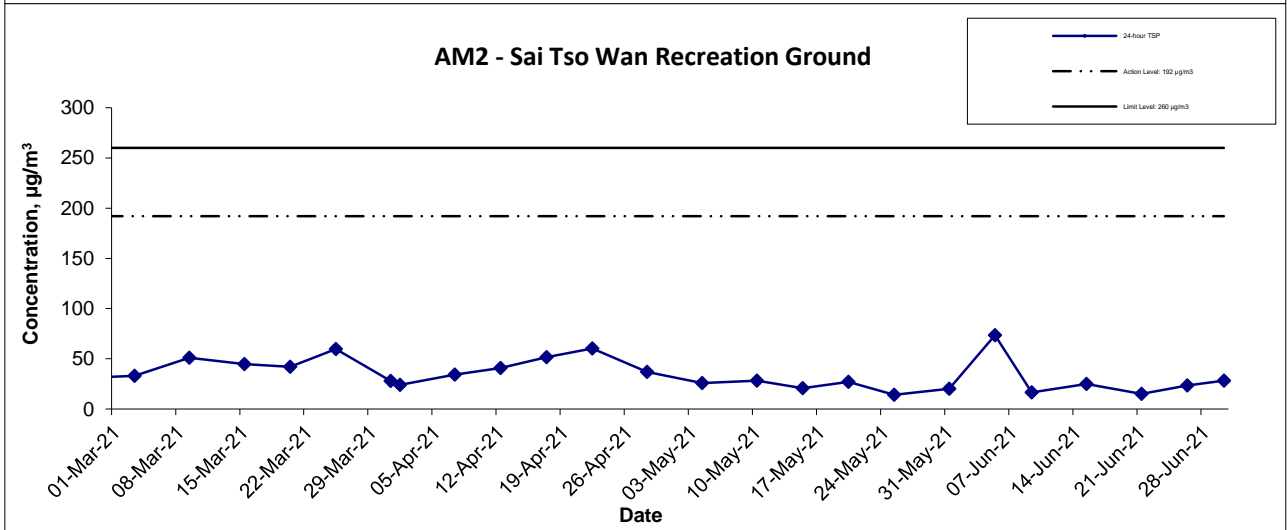
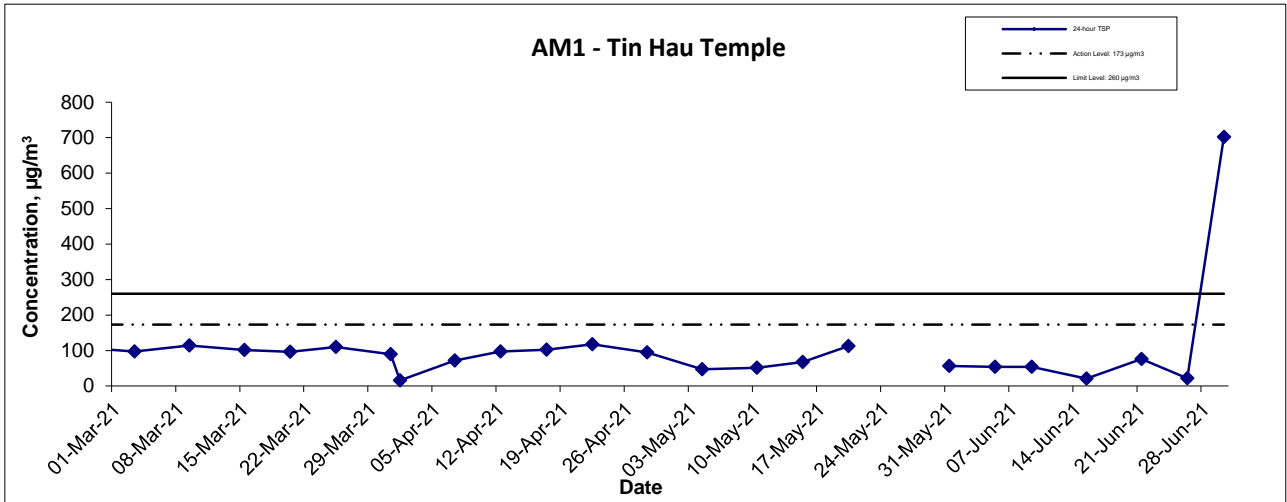
Start Date	Weather	Air	Atmospheric	Filter Weight (g)		Particulate	Elapse Time		Sampling	Flow Rate (m <sup>3</sup> /min.)		Av. flow	Total vol.	Conc.
	Condition	Temp. (K)	Pressure, Pa (mmHg)	Initial	Final	Weight (g)	Initial	Final	Time(hrs.)	Initial	Final	(m <sup>3</sup> /min)	(m <sup>3</sup> )	(µg/m <sup>3</sup> )
5-Jun-21	Sunny	299.6	760.0	3.6738	3.8006	0.1268	29179.0	29203.0	24.0	1.20	1.20	1.20	1727.6	73.4
9-Jun-21	Sunny	301.8	757.4	3.687	3.7155	0.0285	29203.0	29227.0	24.0	1.19	1.19	1.19	1718.5	16.6
15-Jun-21	Sunny	303.1	757.8	2.7676	2.8106	0.0430	29227.0	29251.0	24.0	1.19	1.19	1.19	1715.4	25.1
21-Jun-21	Cloudy	303.6	757.0	3.6745	3.7004	0.0259	29251.0	29275.0	24.0	1.19	1.19	1.19	1712.9	15.1
26-Jun-21	Cloudy	301.8	758.3	3.7011	3.7416	0.0405	29275.0	29299.0	24.0	1.20	1.19	1.19	1719.6	23.6
30-Jun-21	Sunny	301.1	755.1	3.735	3.7837	0.0487	29299.0	29323.0	24.0	1.19	1.20	1.19	1718.0	28.3
													Min	15.1
													Max	73.4
													Average	30.3

### Location AM3 - Yau Lai Estate, Bik Lai House

Start Date	Weather	Air	Atmospheric	Filter Weight (g)		Particulate	Elapse Time		Sampling	Flow Rate (m <sup>3</sup> /min.)		Av. flow	Total vol.	Conc.
	Condition	Temp. (K)	Pressure, Pa (mmHg)	Initial	Final	Weight (g)	Initial	Final	Time(hrs.)	Initial	Final	(m <sup>3</sup> /min)	(m <sup>3</sup> )	(µg/m <sup>3</sup> )
5-Jun-21	Sunny	299.6	760.0	3.688	3.8823	0.1943	3920.8	3944.8	24.0	1.20	1.20	1.20	1726.3	112.6
9-Jun-21	Sunny	301.8	757.4	3.6982	3.7660	0.0678	3944.8	3968.8	24.0	1.19	1.19	1.19	1716.5	39.5
15-Jun-21	Sunny	303.1	757.8	2.7752	2.8492	0.0740	3968.8	3992.8	24.0	1.19	1.19	1.19	1713.1	43.2
21-Jun-21	Cloudy	303.6	757.0	3.6594	3.7428	0.0834	3992.8	4016.8	24.0	1.19	1.19	1.19	1710.5	48.8
26-Jun-21	Cloudy	301.8	758.3	3.6916	3.7350	0.0434	4016.8	4040.8	24.0	1.20	1.19	1.19	1717.6	25.3
30-Jun-21	Sunny	301.1	755.1	3.6943	3.7807	0.0864	4040.8	4064.8	24.0	1.19	1.20	1.19	1715.9	50.4
													Min	25.3
													Max	112.6
													Average	53.3

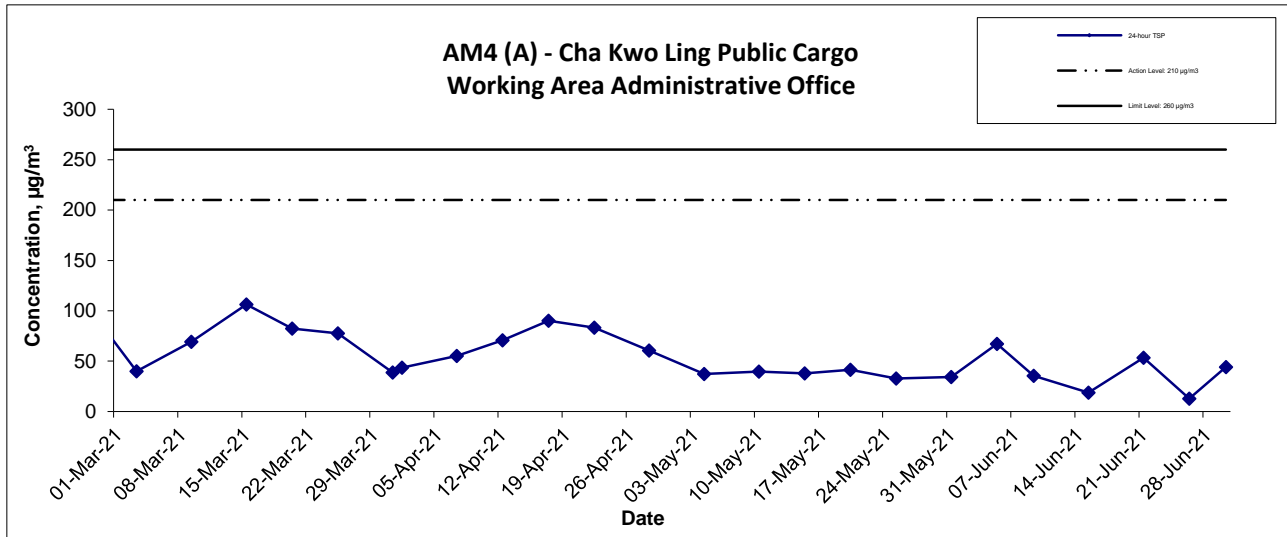
### Location AM4(A) - Cha Kwo Ling Public Cargo Working Area Administrative Office

Start Date	Weather	Air	Atmospheric	Filter Weight (g)		Particulate	Elapse Time		Sampling	Flow Rate (m <sup>3</sup> /min.)		Av. flow	Total vol.	Conc.
	Condition	Temp. (K)	Pressure, Pa (mmHg)	Initial	Final	Weight (g)	Initial	Final	Time(hrs.)	Initial	Final	(m <sup>3</sup> /min)	(m <sup>3</sup> )	(µg/m <sup>3</sup> )
5-Jun-21	Sunny	299.6	760.0	3.6995	3.8154	0.1159	14277.7	14301.7	24.0	1.20	1.20	1.20	1729.2	67.0
9-Jun-21	Sunny	301.8	757.4	3.7047	3.7655	0.0608	14301.7	14325.7	24.0	1.20	1.19	1.19	1720.4	35.3
15-Jun-21	Sunny	303.1	757.8	2.7833	2.8155	0.0322	14325.7	14349.7	24.0	1.19	1.19	1.19	1717.4	18.7
21-Jun-21	Cloudy	303.6	757.0	3.7049	3.7963	0.0914	14349.7	14373.7	24.0	1.19	1.19	1.19	1715.0	53.3
26-Jun-21	Cloudy	301.8	758.3	2.7796	2.8017	0.0221	14373.7	14397.7	24.0	1.20	1.19	1.20	1721.4	12.8
30-Jun-21	Sunny	301.1	755.1	3.7146	3.7905	0.0759	14397.7	14421.7	24.0	1.19	1.20	1.19	1719.9	44.1
													Min	12.8
													Max	67.0
													Average	38.6



Contract No. ED/2018/04 Trunk Road T2 and Infrastructure Works for Developments at the Former South Apron  Graphical Presentation of 24-hour TSP Monitoring Results	Scale N.T.S	Project No. MA20003	CINOTECH
	Date Jun-21	Appendix F	

### 24-hr TSP Concentration Levels



**Notes:**

- 1) The major activitie(s) being carried out on site during the reporting period is/are presented in Section 1.10
- 2) The weather conditions during the reporting month are presented in Appendix C.
- 3) Other factors which might affect the monitoring results are presented in Section 2.17.
- 4) As the Tin Hau Temple was closed for their renovation works, the electricity supply for HVS at AM1 was suspended on 25 May 2021.

Contract No. ED/2018/04 Trunk Road T2 and Infrastructure Works for Developments at the Former South Apron  Graphical Presentation of 24-hour TSP Monitoring Results	Scale	Project No.	CINOTECH
	Date	Appendix	
	N.T.S	MA20003	
	Jun-21	F	