

Appendix G - Noise Monitoring Results

(0700-1900 hrs on Normal Weekdays)

Location CM1 - Nga Lai House, Yau Lai Estate Phase 1, Yau Tong							
Date	Time	Weather	Unit: dB (A) (30-min)				
			Measured Noise Level			Baseline Level	Construction Noise Level
			L _{eq}	L ₁₀	L ₉₀	L _{eq}	L _{eq}
2-Jul-20	11:00	Sunny	72.2	74.3	69.0	65.5	71
8-Jul-20	11:30	Sunny	69.8	71.1	67.9	65.5	68
14-Jul-20	9:00	Fine	72.6	75.9	67.6	65.5	72
20-Jul-20	11:15	Fine	72.3	74.9	68.1	65.5	71
30-Jul-20	15:45	Sunny	71.9	74.6	67.1	65.5	71

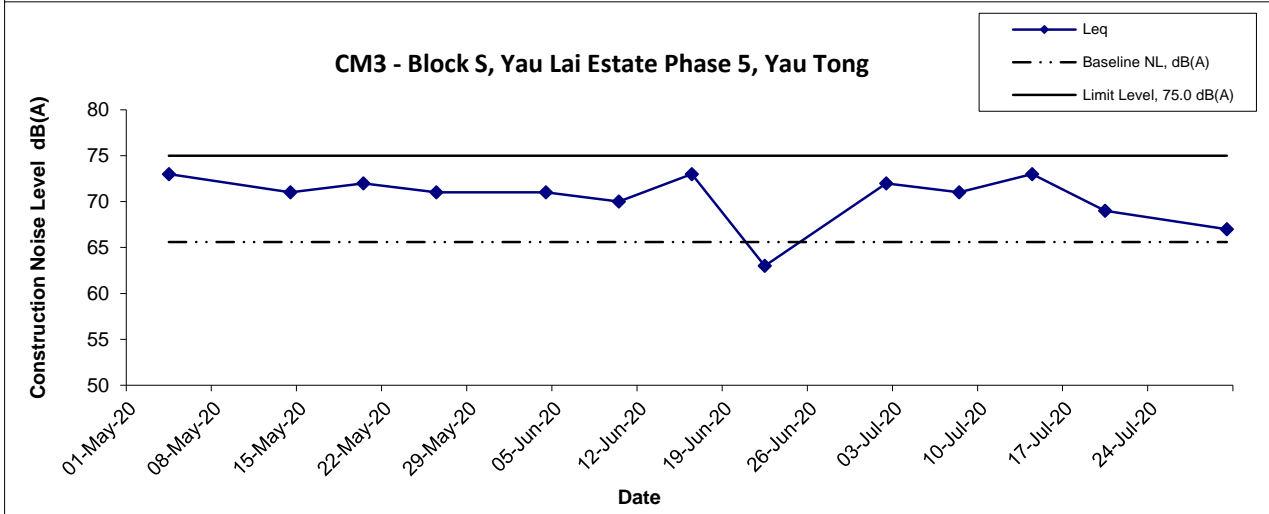
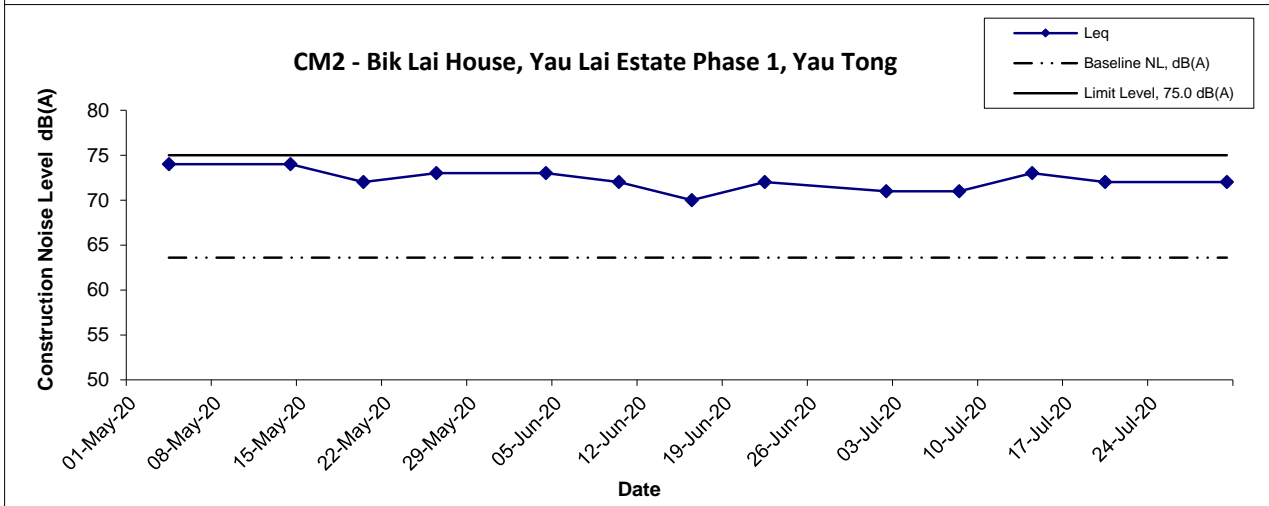
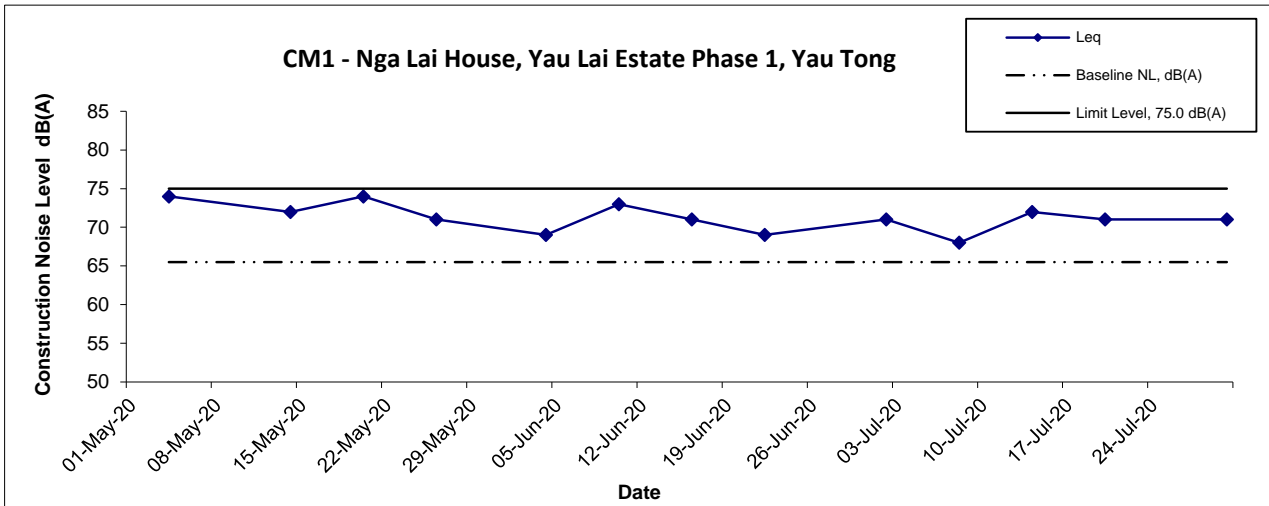
Location CM2 - Bik Lai House, Yau Lai Estate Phase 1, Yau Tong							
Date	Time	Weather	Unit: dB (A) (30-min)				
			Measured Noise Level			Baseline Level	Construction Noise Level
			L _{eq}	L ₁₀	L ₉₀	L _{eq}	L _{eq}
2-Jul-20	11:30	Sunny	72.1	74.5	68.4	63.6	71
8-Jul-20	10:30	Sunny	71.4	73.8	68.5	63.6	71
14-Jul-20	9:45	Fine	73.2	76.1	69.2	63.6	73
20-Jul-20	10:15	Fine	72.5	74.7	70.1	63.6	72
30-Jul-20	15:45	Sunny	72.3	75.4	68.0	63.6	72

Location CM3 - Block S, Yau Lai Estate Phase 5, Yau Tong							
Date	Time	Weather	Unit: dB (A) (30-min)				
			Measured Noise Level			Baseline Level	Construction Noise Level
			L _{eq}	L ₁₀	L ₉₀	L _{eq}	L _{eq}
2-Jul-20	16:15	Sunny	72.8	74.7	70.5	65.6	72
8-Jul-20	13:45	Sunny	71.8	73.5	69.6	65.6	71
14-Jul-20	10:30	Sunny	73.4	76.5	70.1	65.6	73
20-Jul-20	13:30	Fine	70.4	72.4	67.8	65.6	69
30-Jul-20	16:15	Sunny	69.5	71.5	66.8	65.6	67

Location CM4 - Tin Hau Temple, Cha Kwo Ling							
Date	Time	Weather	Unit: dB (A) (30-min)				
			Measured Noise Level			Baseline Level	Construction Noise Level
			L _{eq}	L ₁₀	L ₉₀	L _{eq}	L _{eq}
2-Jul-20	17:15	Sunny	63.2	65.3	72.2	62.0	57
8-Jul-20	15:15	Sunny	61.8	64.5	56.2	62.0	62 Measured ≤ Baseline
14-Jul-20	13:00	Sunny	65.9	69.6	60.3	62.0	64
20-Jul-20	15:05	Fine	60.0	62.8	53.8	62.0	60 Measured ≤ Baseline
30-Jul-20	11:00	Sunny	63.5	67.8	60.2	62.0	58

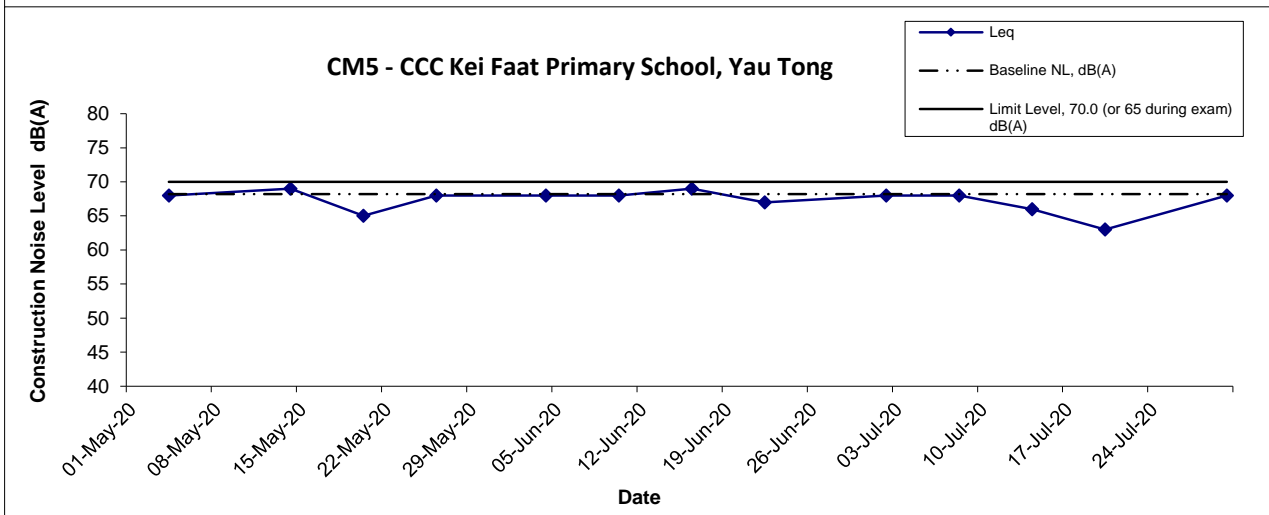
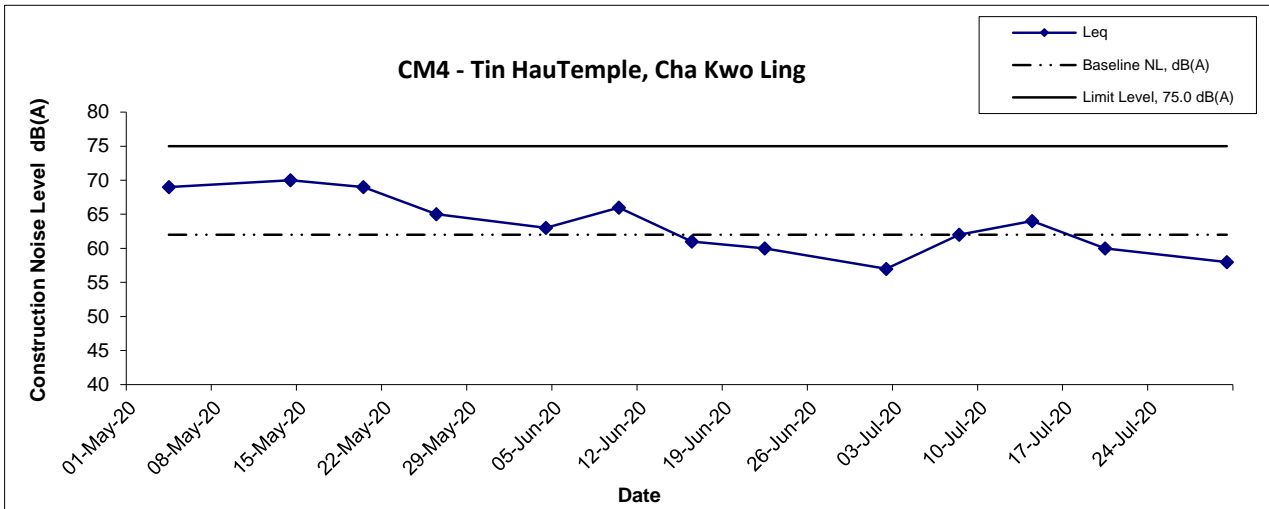
Location CM5 - CCC Kei Faat Primary School, Yau Tong							
Date	Time	Weather	Unit: dB (A) (30-min)				
			Measured Noise Level			Baseline Level	Construction Noise Level
			L _{eq}	L ₁₀	L ₉₀	L _{eq}	L _{eq}
2-Jul-20	14:15	Sunny	67.7	69.2	66.3	68.2	68 Measured ≤ Baseline
8-Jul-20	14:30	Sunny	68.0	70.0	65.4	68.2	68 Measured ≤ Baseline
14-Jul-20	11:30	Sunny	65.8	69.4	62.8	68.2	66 Measured ≤ Baseline
20-Jul-20	14:15	Fine	69.4	71.6	66.4	68.2	63
30-Jul-20	11:30	Sunny	71.3	73.6	68.3	68.2	68

Noise Levels



Title Contract No. ED/2018/04 Trunk Road T2 and Infrastructure Works for Developments at the Former South Apron Graphical Presentation of Construction Noise Monitoring Results	Scale N.T.S	Project No. MA20003	CINOTECH
	Date July 20	Appendix G	

Noise Levels



Notes:

1. The major activitie(s) being carried out on site during the reporting period is/are presented in Section 1.10
2. The weather conditions during the reporting month are presented in Appendix C.
3. Other factors which might affect the monitoring results are presented in Section 3.13.

Title Contract No. ED/2018/04 Trunk Road T2 and Infrastructure Works for Developments at the Former South Apron Graphical Presentation of Construction Noise Monitoring Results	Scale N.T.S Date July 20	Project No. MA20003 Appendix G	
---	---------------------------------------	---	--