

Appendix F - 24-hour TSP Monitoring Results

Location AM1 - Tin Hau Temple

Start Date	Weather	Air	Atmospheric	Filter Weight (g)		Particulate	Elapse Time		Sampling	Flow Rate (m ³ /min.)		Av. flow	Total vol.	Conc.
	Condition	Temp. (K)	Pressure, Pa (mmHg)	Initial	Final	Weight (g)	Initial	Final	Time(hrs.)	Initial	Final	(m ³ /min)	(m ³)	(µg/m ³)
6-Jul-21	Sunny	302.4	756.8	3.6694	3.8147	0.1453	8545.7	8569.7	24.0	0.98	0.98	0.98	1412.9	102.8
12-Jul-21	Rainy	304.0	758.0	3.6649	3.8642	0.1993	8569.7	8593.7	24.0	0.98	0.98	0.98	1410.3	141.3
17-Jul-21	Sunny	300.9	754.4	3.7089	3.8673	0.1584	8593.7	8617.7	24.0	0.98	0.98	0.98	1414.3	112.0
22-Jul-21	Cloudy	302.8	750.7	3.6993	3.8551	0.1558	8617.7	8641.7	24.0	0.98	0.97	0.98	1406.2	110.8
28-Jul-21	Cloudy	303.2	750.5	3.6694	3.8147	0.1453	8641.7	8665.7	24.0	0.97	0.98	0.98	1405.1	103.4
													Min	102.8
													Max	141.3
													Average	114.1

Location AM2 - Sai Tso Wan Recreation Ground

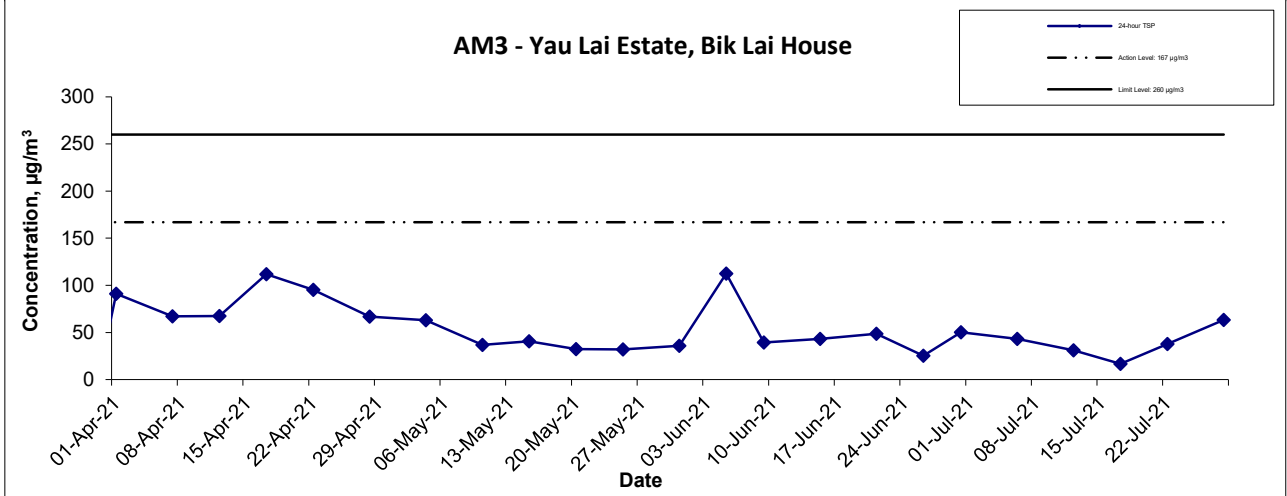
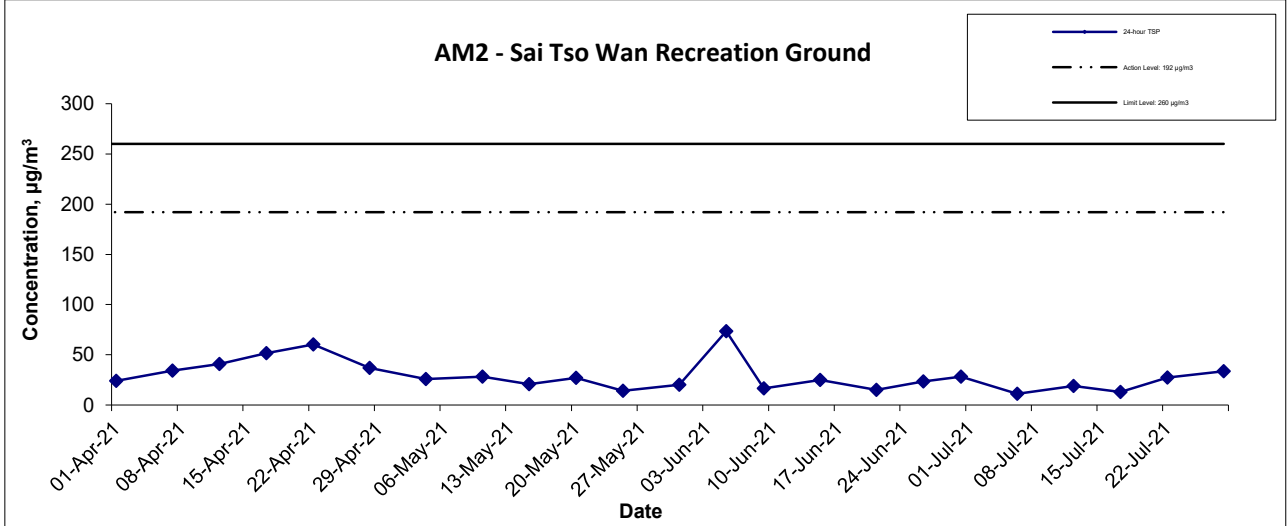
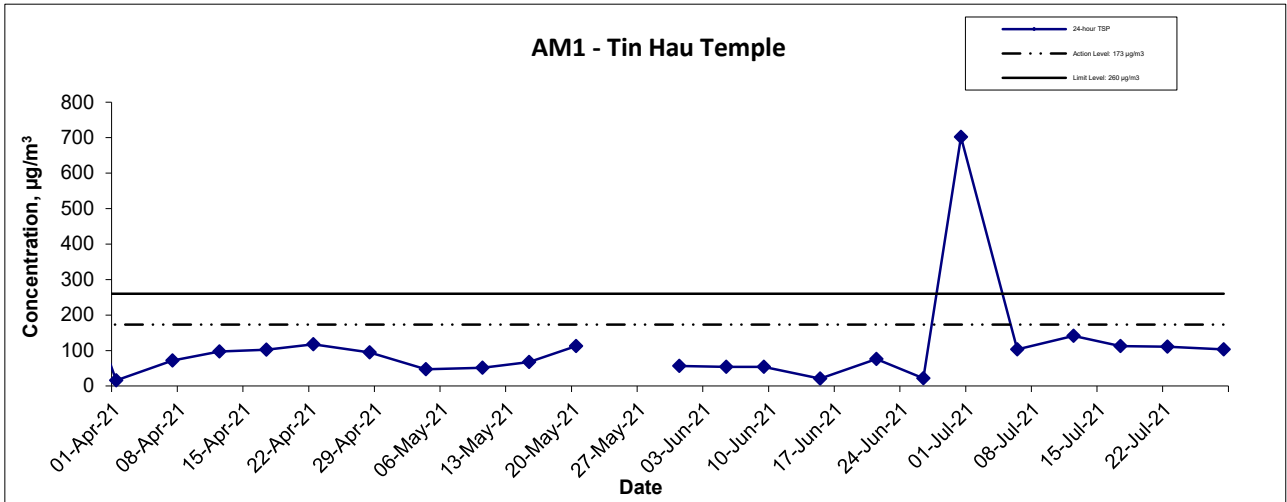
Start Date	Weather	Air	Atmospheric	Filter Weight (g)		Particulate	Elapse Time		Sampling	Flow Rate (m ³ /min.)		Av. flow	Total vol.	Conc.
	Condition	Temp. (K)	Pressure, Pa (mmHg)	Initial	Final	Weight (g)	Initial	Final	Time(hrs.)	Initial	Final	(m ³ /min)	(m ³)	(µg/m ³)
6-Jul-21	Sunny	302.4	756.8	2.747	2.7667	0.0197	29179.0	29203.0	24.0	1.22	1.22	1.22	1753.7	11.2
12-Jul-21	Rainy	304.0	758.0	3.6863	3.7196	0.0333	29203.0	29227.0	24.0	1.22	1.21	1.22	1750.5	19.0
17-Jul-21	Sunny	300.9	754.4	3.6778	3.7005	0.0227	29227.0	29251.0	24.0	1.22	1.22	1.22	1755.4	12.9
22-Jul-21	Cloudy	302.8	750.7	3.687	3.7345	0.0475	29251.0	29275.0	24.0	1.21	1.21	1.21	1745.5	27.2
28-Jul-21	Cloudy	303.2	750.5	3.6769	3.7355	0.0586	29275.0	29299.0	24.0	1.21	1.21	1.21	1744.2	33.6
													Min	11.2
													Max	33.6
													Average	20.8

Location AM3 - Yau Lai Estate, Bik Lai House

Start Date	Weather	Air	Atmospheric	Filter Weight (g)		Particulate	Elapse Time		Sampling	Flow Rate (m ³ /min.)		Av. flow	Total vol.	Conc.
	Condition	Temp. (K)	Pressure, Pa (mmHg)	Initial	Final	Weight (g)	Initial	Final	Time(hrs.)	Initial	Final	(m ³ /min)	(m ³)	(µg/m ³)
6-Jul-21	Sunny	302.4	756.8	3.7146	3.7905	0.0759	3920.8	3944.8	24.0	1.22	1.22	1.22	1752.5	43.3
12-Jul-21	Rainy	304.0	758.0	3.7005	3.7546	0.0541	3944.8	3968.8	24.0	1.22	1.21	1.21	1749.3	30.9
17-Jul-21	Sunny	300.9	754.4	3.6816	3.7106	0.0290	3968.8	3992.8	24.0	1.22	1.22	1.22	1754.2	16.5
22-Jul-21	Cloudy	302.8	750.7	3.6711	3.7372	0.0661	3992.8	4016.8	24.0	1.21	1.21	1.21	1744.4	37.9
28-Jul-21	Cloudy	303.2	750.5	3.7522	3.8628	0.1106	4016.8	4040.8	24.0	1.21	1.21	1.21	1743.1	63.4
													Min	16.5
													Max	63.4
													Average	38.4

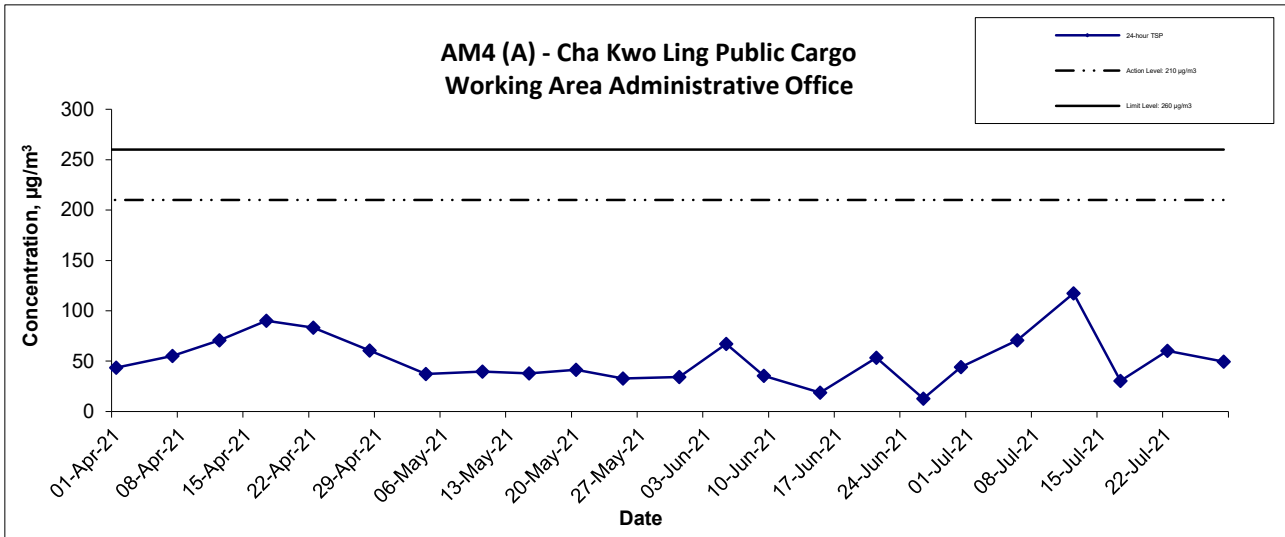
Location AM4(A) - Cha Kwo Ling Public Cargo Working Area Administrative Office

Start Date	Weather	Air	Atmospheric	Filter Weight (g)		Particulate	Elapse Time		Sampling	Flow Rate (m ³ /min.)		Av. flow	Total vol.	Conc.
	Condition	Temp. (K)	Pressure, Pa (mmHg)	Initial	Final	Weight (g)	Initial	Final	Time(hrs.)	Initial	Final	(m ³ /min)	(m ³)	(µg/m ³)
6-Jul-21	Sunny	302.4	756.8	3.7091	3.8334	0.1243	14277.7	14301.7	24.0	1.22	1.22	1.22	1754.3	70.9
12-Jul-21	Rainy	304.0	758.0	3.6911	3.8963	0.2052	14301.7	14325.7	24.0	1.22	1.22	1.22	1751.3	117.2
17-Jul-21	Sunny	300.9	754.4	3.716	3.7693	0.0533	14325.7	14349.7	24.0	1.22	1.22	1.22	1756.0	30.4
22-Jul-21	Cloudy	302.8	750.7	3.6873	3.7924	0.1051	14349.7	14373.7	24.0	1.21	1.21	1.21	1746.6	60.2
28-Jul-21	Cloudy	303.2	750.5	3.7807	3.6943	0.0864	14373.7	14397.7	24.0	1.21	1.21	1.21	1745.4	49.5
													Min	30.4
													Max	117.2
													Average	65.6



Contract No. ED/2018/04 Trunk Road T2 and Infrastructure Works for Developments at the Former South Apron Graphical Presentation of 24-hour TSP Monitoring Results	Scale N.T.S	Project No. MA20003	CINOTECH
	Date Jul-21	Appendix F	

24-hr TSP Concentration Levels



Notes:

- 1) The major activitie(s) being carried out on site during the reporting period is/are presented in Section 1.10
- 2) The weather conditions during the reporting month are presented in Appendix C.
- 3) Other factors which might affect the monitoring results are presented in Section 2.17.
- 4) As the Tin Hau Temple was closed for their renovation works, the electricity supply for HVS at AM1 was suspended on 25 May 2021.

Contract No. ED/2018/04 Trunk Road T2 and Infrastructure Works for Developments at the Former South Apron Graphical Presentation of 24-hour TSP Monitoring Results	Scale	Project No.	
	Date	Appendix	
	N.T.S	MA20003	
	Jul-21	F	