

APPENDIX E - 1-HOUR TSP MONITORING RESULTS

| Location AM1 - Tin Hau Temple | | | |
|-------------------------------|-------|---------|--|
| Date | Time | Weather | Particulate Concentration ($\mu\text{g}/\text{m}^3$) |
| 4-Aug-21 | 13:36 | Cloudy | 26.4 |
| 4-Aug-21 | 14:36 | Cloudy | 31.2 |
| 4-Aug-21 | 15:36 | Cloudy | 33.6 |
| 9-Aug-21 | 13:00 | Fine | 28.8 |
| 9-Aug-21 | 14:00 | Fine | 38.4 |
| 9-Aug-21 | 15:00 | Fine | 33.6 |
| 13-Aug-21 | 13:00 | Fine | 28.8 |
| 13-Aug-21 | 14:00 | Fine | 38.4 |
| 13-Aug-21 | 15:00 | Fine | 24.0 |
| 19-Aug-21 | 13:00 | Sunny | 88.0 |
| 19-Aug-21 | 14:00 | Sunny | 92.4 |
| 19-Aug-21 | 15:00 | Sunny | 92.4 |
| 25-Aug-21 | 9:00 | Sunny | 19.2 |
| 25-Aug-21 | 10:00 | Sunny | 16.8 |
| 25-Aug-21 | 11:00 | Sunny | 16.8 |
| 31-Aug-21 | 13:00 | Cloudy | 38.4 |
| 31-Aug-21 | 14:00 | Cloudy | 45.6 |
| 31-Aug-21 | 15:00 | Cloudy | 50.4 |
| | | Average | 41.3 |
| | | Maximum | 92.4 |
| | | Minimum | 16.8 |

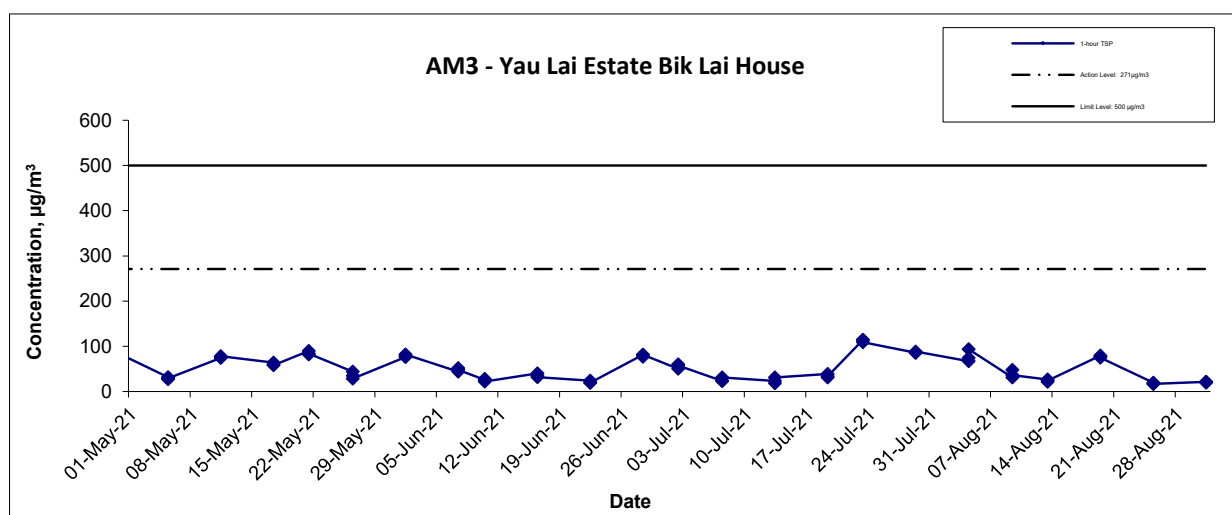
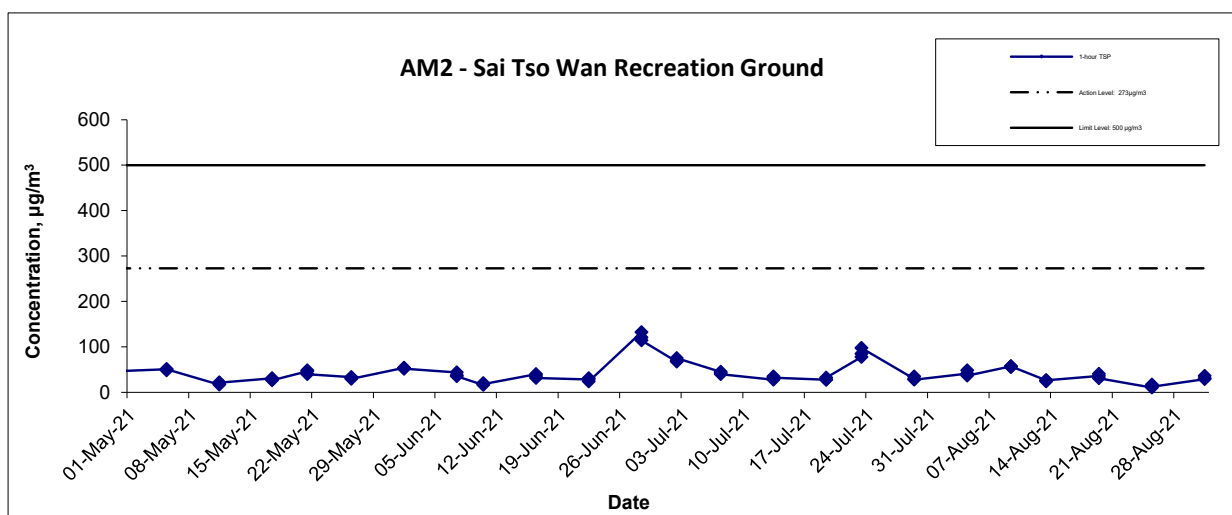
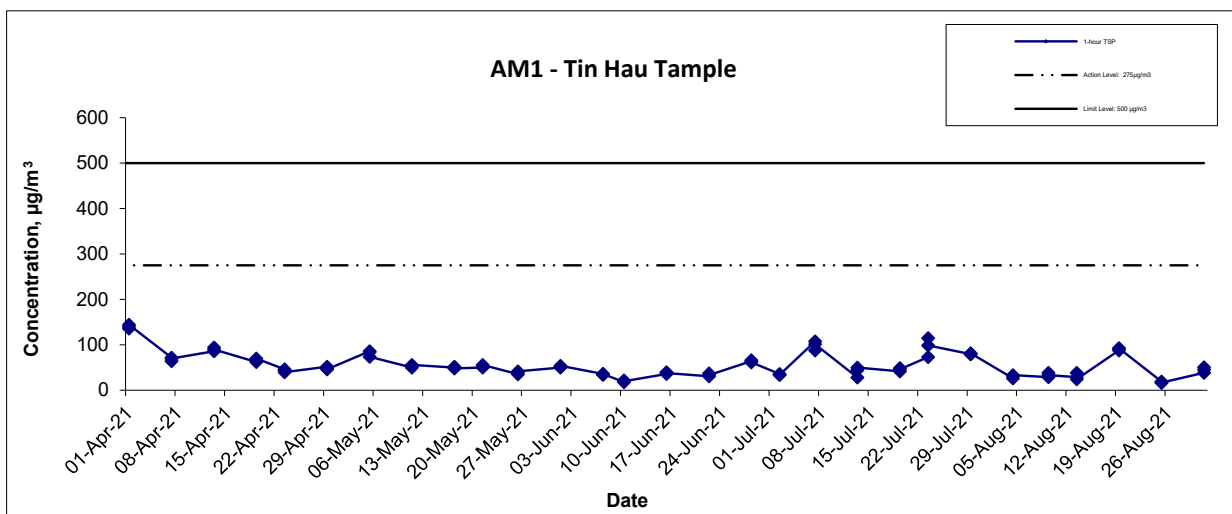
| Location AM2 - Sai Tso Wan Recreation Ground | | | |
|--|-------|---------|--|
| Date | Time | Weather | Particulate Concentration ($\mu\text{g}/\text{m}^3$) |
| 4-Aug-21 | 9:00 | Cloudy | 41.4 |
| 4-Aug-21 | 10:00 | Cloudy | 48.3 |
| 4-Aug-21 | 11:00 | Cloudy | 36.8 |
| 9-Aug-21 | 15:32 | Fine | 57.2 |
| 9-Aug-21 | 16:32 | Fine | 55.0 |
| 9-Aug-21 | 17:32 | Fine | 57.2 |
| 13-Aug-21 | 9:00 | Sunny | 26.4 |
| 13-Aug-21 | 10:00 | Sunny | 24.0 |
| 13-Aug-21 | 11:00 | Sunny | 26.4 |
| 19-Aug-21 | 16:00 | Sunny | 36.0 |
| 19-Aug-21 | 17:00 | Sunny | 40.8 |
| 19-Aug-21 | 18:00 | Sunny | 31.2 |
| 25-Aug-21 | 16:00 | Sunny | 10.5 |
| 25-Aug-21 | 17:00 | Sunny | 16.8 |
| 25-Aug-21 | 18:00 | Sunny | 12.6 |
| 31-Aug-21 | 9:00 | Fine | 28.8 |
| 31-Aug-21 | 10:00 | Fine | 31.2 |
| 31-Aug-21 | 11:00 | Fine | 36.0 |
| | | Average | 34.3 |
| | | Maximum | 57.2 |
| | | Minimum | 10.5 |

| Location AM3 - Yau Lai Estate Bik Lai House | | | |
|---|-------|---------|--|
| Date | Time | Weather | Particulate Concentration ($\mu\text{g}/\text{m}^3$) |
| 4-Aug-21 | 15:30 | Cloudy | 67.2 |
| 4-Aug-21 | 16:30 | Cloudy | 74.4 |
| 4-Aug-21 | 17:30 | Cloudy | 93.6 |
| 9-Aug-21 | 14:00 | Fine | 31.2 |
| 9-Aug-21 | 15:00 | Fine | 48.0 |
| 9-Aug-21 | 16:00 | Fine | 36.0 |
| 13-Aug-21 | 10:00 | Fine | 26.4 |
| 13-Aug-21 | 11:00 | Fine | 21.6 |
| 13-Aug-21 | 13:00 | Fine | 24.0 |
| 19-Aug-21 | 9:00 | Sunny | 79.2 |
| 19-Aug-21 | 10:00 | Sunny | 77.0 |
| 19-Aug-21 | 11:00 | Sunny | 74.8 |
| 25-Aug-21 | 9:00 | Sunny | 19.2 |
| 25-Aug-21 | 10:00 | Sunny | 16.8 |
| 25-Aug-21 | 11:00 | Sunny | 16.8 |
| 31-Aug-21 | 9:00 | Cloudy | 21.6 |
| 31-Aug-21 | 10:00 | Cloudy | 19.2 |
| 31-Aug-21 | 11:00 | Cloudy | 21.6 |
| | | Average | 42.7 |
| | | Maximum | 93.6 |
| | | Minimum | 16.8 |

| Location AM4 - Sitting-out Area at Cha Kwo Ling Village | | | |
|---|-------|---------|--|
| Date | Time | Weather | Particulate Concentration ($\mu\text{g}/\text{m}^3$) |
| 4-Aug-21 | 9:15 | Sunny | 31.2 |
| 4-Aug-21 | 10:15 | Sunny | 28.8 |
| 4-Aug-21 | 11:15 | Sunny | 26.4 |
| 9-Aug-21 | 13:00 | Fine | 38.4 |
| 9-Aug-21 | 14:00 | Fine | 36.0 |
| 9-Aug-21 | 15:00 | Fine | 43.2 |
| 13-Aug-21 | 15:00 | Fine | 38.4 |
| 13-Aug-21 | 16:00 | Fine | 26.4 |
| 13-Aug-21 | 17:00 | Fine | 43.2 |
| 19-Aug-21 | 16:00 | Sunny | 61.6 |
| 19-Aug-21 | 17:00 | Sunny | 55.0 |
| 19-Aug-21 | 18:00 | Sunny | 57.2 |
| 25-Aug-21 | 15:30 | Sunny | 24.0 |
| 25-Aug-21 | 16:30 | Sunny | 33.6 |
| 25-Aug-21 | 17:30 | Sunny | 21.6 |
| 31-Aug-21 | 13:00 | Cloudy | 24.0 |
| 31-Aug-21 | 14:00 | Cloudy | 36.0 |
| 31-Aug-21 | 15:00 | Cloudy | 28.8 |
| | | Average | 36.3 |
| | | Maximum | 61.6 |
| | | Minimum | 21.6 |

APPENDIX E - 1-HOUR TSP MONITORING RESULTS

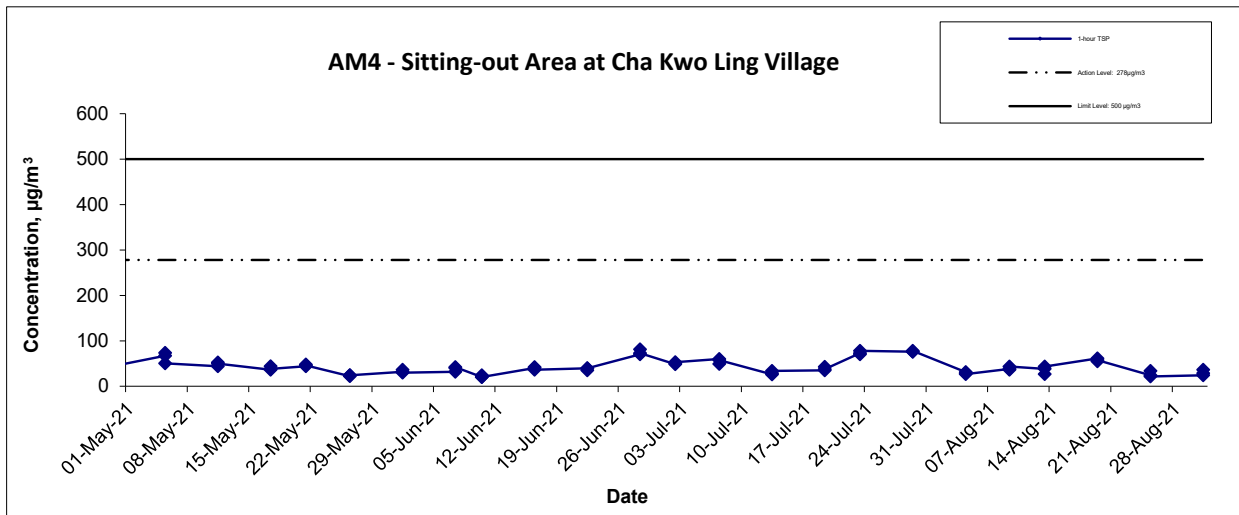
1-hr TSP Concentration Levels



| | | | |
|---|--------|-------------|-----------------|
| Contract No. ED/2018/04 Trunk Road T2 and Infrastructure Works for Developments at the Former South Apron Graphical Presentation of 1-hour TSP Monitoring Results | Scale | Project No. | CINOTECH |
| | Date | Appendix | |
| | N.T.S | MA20003 | |
| | Aug-21 | E | |

APPENDIX E - 1-HOUR TSP MONITORING RESULTS

1-hr TSP Concentration Levels



Notes:

1. The major activitie(s) being carried out on site during the reporting period is/are presented in Section 1.10
2. The weather conditions during the reporting month are presented in Appendix C.
3. Other factors which might affect the monitoring results are presented in Section 2.17.

| | | | |
|---|--------|-------------|-----------------|
| Contract No. ED/2018/04 Trunk Road T2 and Infrastructure Works for Developments at the Former South Apron Graphical Presentation of 1-hour TSP Monitoring Results | Scale | Project No. | CINOTECH |
| | Date | Appendix | |
| | N.T.S | MA20003 | |
| | Aug-21 | E | |