

Appendix F - 24-hour TSP Monitoring Results

Location AM1 - Tin Hau Temple

Start Date	Weather	Air	Atmospheric	Filter Weight (g)		Particulate	Elapse Time		Sampling	Flow Rate (m ³ /min.)		Av. flow	Total vol.	Conc.
	Condition	Temp. (K)	Pressure, Pa (mmHg)	Initial	Final	Weight (g)	Initial	Final	Time(hrs.)	Initial	Final	(m ³ /min)	(m ³)	(µg/m ³)
3-Aug-21	Cloudy	301.2	748.3	3.6803	3.7730	0.0927	8689.7	8713.7	24.0	0.98	0.98	0.98	1407.6	65.9
7-Aug-21	Fine	302.1	753.1	2.7342	2.8600	0.1258	8713.7	8737.7	24.0	0.98	0.98	0.98	1410.2	89.2
12-Aug-21	Sunny	301.8	756.7	3.6889	3.7796	0.0907	8737.7	8761.7	24.0	1.22	1.22	1.22	1755.7	51.7
18-Aug-21	Sunny	302.1	757.8	3.6950	3.8020	0.1070	8761.7	8785.7	24.0	1.22	1.22	1.22	1756.3	60.9
24-Aug-21	Cloudy	302.7	757.3	3.7284	3.8647	0.1363	8785.7	8809.7	24.0	1.22	1.22	1.22	1754.1	77.7
30-Aug-21	Rainy	304.0	759.4	3.7096	3.8763	0.1667	8809.7	8833.7	24.0	1.21	1.22	1.22	1752.9	95.1
													Min	51.7
													Max	95.1
													Average	73.4

Location AM2 - Sai Tso Wan Recreation Ground

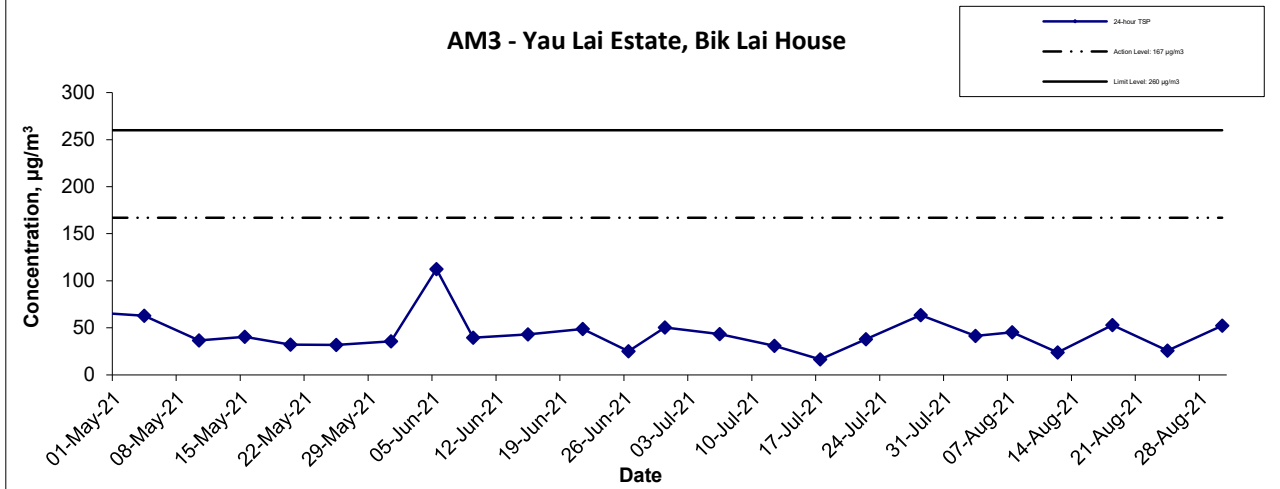
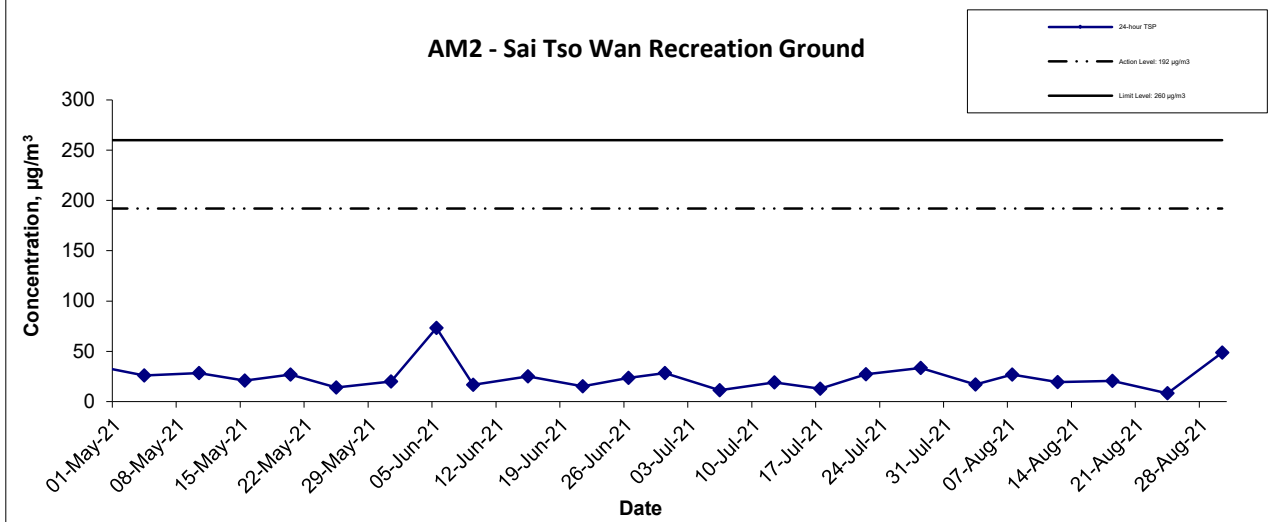
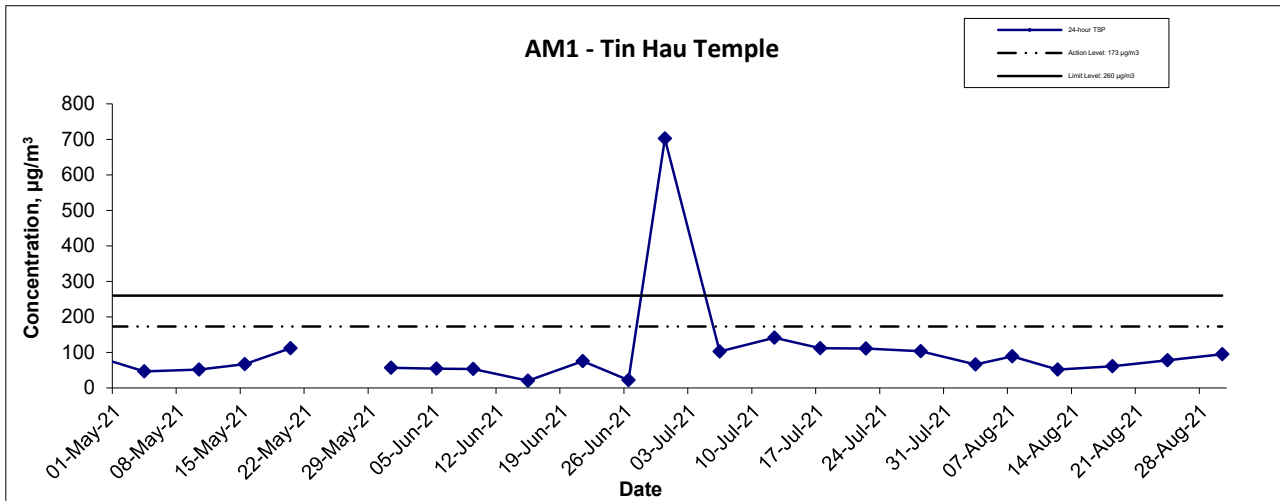
Start Date	Weather	Air	Atmospheric	Filter Weight (g)		Particulate	Elapse Time		Sampling	Flow Rate (m ³ /min.)		Av. flow	Total vol.	Conc.
	Condition	Temp. (K)	Pressure, Pa (mmHg)	Initial	Final	Weight (g)	Initial	Final	Time(hrs.)	Initial	Final	(m ³ /min)	(m ³)	(µg/m ³)
3-Aug-21	Cloudy	301.2	748.3	2.7644	2.7940	0.0296	29323.0	29347.0	24.0	1.21	1.21	1.21	1747.3	16.9
7-Aug-21	Fine	302.1	753.1	3.6959	3.7431	0.0472	29347.0	29371.0	24.0	1.22	1.22	1.22	1750.4	27.0
12-Aug-21	Sunny	301.8	756.7	3.6971	3.7312	0.0341	29371.0	29395.0	24.0	1.22	1.22	1.22	1756.6	19.4
18-Aug-21	Sunny	302.1	757.8	3.6843	3.7205	0.0362	29395.0	29419.0	24.0	1.22	1.22	1.22	1757.2	20.6
24-Aug-21	Cloudy	302.7	757.3	3.6929	3.7073	0.0144	29419.0	29443.0	24.0	1.22	1.22	1.22	1754.8	8.2
30-Aug-21	Rainy	304.0	759.4	3.6804	3.7658	0.0854	29443.0	29467.0	24.0	1.21	1.22	1.22	1753.5	48.7
													Min	8.2
													Max	48.7
													Average	23.5

Location AM3 - Yau Lai Estate, Bik Lai House

Start Date	Weather	Air	Atmospheric	Filter Weight (g)		Particulate	Elapse Time		Sampling	Flow Rate (m ³ /min.)		Av. flow	Total vol.	Conc.
	Condition	Temp. (K)	Pressure, Pa (mmHg)	Initial	Final	Weight (g)	Initial	Final	Time(hrs.)	Initial	Final	(m ³ /min)	(m ³)	(µg/m ³)
3-Aug-21	Cloudy	301.2	748.3	3.6888	3.7612	0.0724	4064.8	4088.8	24.0	1.21	1.21	1.21	1746.2	41.5
7-Aug-21	Fine	302.1	753.1	3.6977	3.7770	0.0793	4088.8	4112.8	24.0	1.21	1.22	1.21	1749.3	45.3
12-Aug-21	Sunny	301.8	756.7	3.7059	3.7477	0.0418	4112.8	4136.8	24.0	1.22	1.22	1.22	1754.3	23.8
18-Aug-21	Sunny	302.1	757.8	3.6886	3.7816	0.0930	4136.8	4160.8	24.0	1.22	1.22	1.22	1754.8	53.0
24-Aug-21	Cloudy	302.7	757.3	3.7264	3.7717	0.0453	4160.8	4184.8	24.0	1.22	1.22	1.22	1752.5	25.8
30-Aug-21	Rainy	304.0	759.4	3.6943	3.7857	0.0914	4184.8	4208.8	24.0	1.21	1.22	1.22	1751.2	52.2
													Min	23.8
													Max	53.0
													Average	40.3

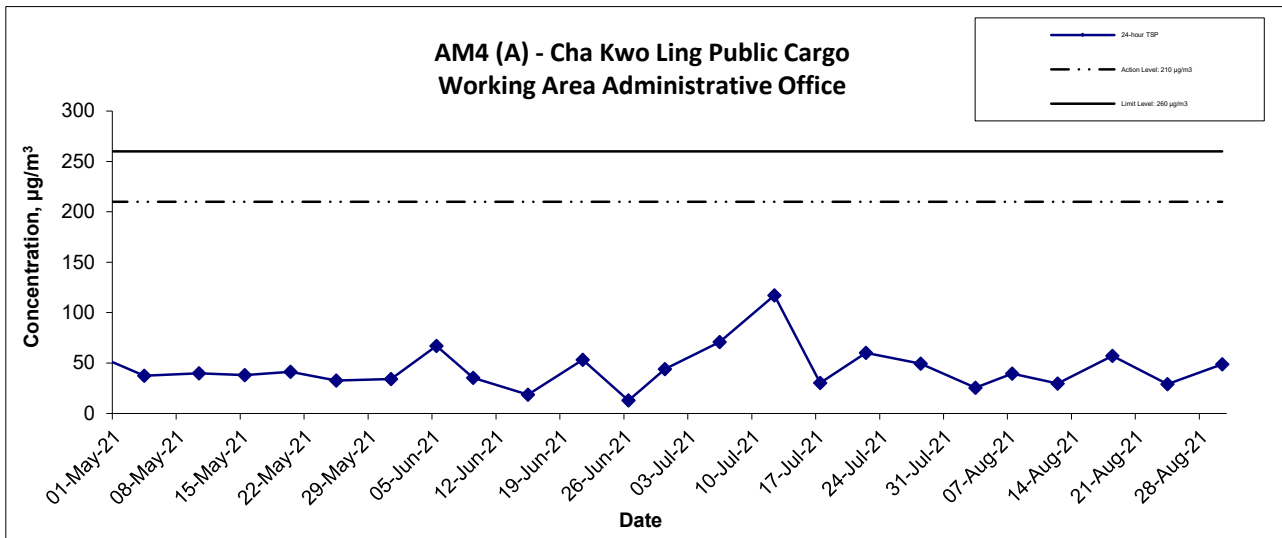
Location AM4(A) - Cha Kwo Ling Public Cargo Working Area Administrative Office

Start Date	Weather	Air	Atmospheric	Filter Weight (g)		Particulate	Elapse Time		Sampling	Flow Rate (m ³ /min.)		Av. flow	Total vol.	Conc.
	Condition	Temp. (K)	Pressure, Pa (mmHg)	Initial	Final	Weight (g)	Initial	Final	Time(hrs.)	Initial	Final	(m ³ /min)	(m ³)	(µg/m ³)
3-Aug-21	Cloudy	301.2	748.3	3.7014	3.7461	0.0447	14421.7	14445.7	24.0	1.21	1.21	1.21	1748.3	25.6
7-Aug-21	Fine	302.1	753.1	2.748	2.8175	0.0695	14445.7	14469.7	24.0	1.22	1.22	1.22	1751.2	39.7
12-Aug-21	Sunny	301.8	756.7	3.7316	3.7837	0.0521	14469.7	14493.7	24.0	1.22	1.22	1.22	1754.0	29.7
18-Aug-21	Sunny	302.1	757.8	3.7196	3.8198	0.1002	14493.7	14517.7	24.0	1.22	1.22	1.22	1754.5	57.1
24-Aug-21	Cloudy	302.7	757.3	3.7036	3.7544	0.0508	14517.7	14541.7	24.0	1.22	1.22	1.22	1752.3	29.0
30-Aug-21	Rainy	304.0	759.4	3.6804	3.7658	0.0854	14541.7	14565.7	24.0	1.21	1.22	1.22	1751.0	48.8
													Min	25.6
													Max	57.1
													Average	38.3



Contract No. ED/2018/04 Trunk Road T2 and Infrastructure Works for Developments at the Former South Apron Graphical Presentation of 24-hour TSP Monitoring Results	Scale N.T.S	Project No. MA20003	CINOTECH
	Date Aug-21	Appendix F	

24-hr TSP Concentration Levels



Notes:

- 1) The major activitie(s) being carried out on site during the reporting period is/are presented in Section 1.10
- 2) The weather conditions during the reporting month are presented in Appendix C.
- 3) Other factors which might affect the monitoring results are presented in Section 2.17.
- 4) As the Tin Hau Temple was closed for their renovation works, the electricity supply for HVS at AM1 was suspended on 25 May 2021.

Contract No. ED/2018/04 Trunk Road T2 and Infrastructure Works for Developments at the Former South Apron Graphical Presentation of 24-hour TSP Monitoring Results	Scale	Project No.	CINOTECH
	Date	Appendix	
	N.T.S	MA20003	
	Aug-21	F	