

Appendix F - 24-hour TSP Monitoring Results

Location AM1 - Tin Hau Temple

Start Date	Weather	Air	Atmospheric	Filter Weight (g)		Particulate	Elapse Time		Sampling	Flow Rate (m ³ /min.)		Av. flow	Total vol.	Conc.
	Condition	Temp. (K)	Pressure, Pa (mmHg)	Initial	Final	Weight (g)	Initial	Final	Time(hrs.)	Initial	Final	(m ³ /min)	(m ³)	(µg/m ³)
4-Sep-21	Sunny	302.8	757.9	3.7048	3.8083	0.1035	8833.7	8857.7	24.0	1.22	1.22	1.22	1754.4	59.0
9-Sep-21	Sunny	301.2	757.6	3.6843	3.8718	0.1875	8857.7	8881.7	24.0	1.22	1.22	1.22	1758.4	106.6
15-Sep-21	Sunny	302.7	758.7	3.6920	4.5438	0.8518	8881.7	8905.7	24.0	1.22	1.22	1.22	1755.5	485.2
20-Sep-21	Sunny	302.2	758.5	3.6429	3.8486	0.2057	8905.7	8929.7	24.0	1.22	1.22	1.22	1756.7	117.1
23-Sep-21	Sunny	301.7	761.0	3.6555	3.8845	0.2290	8929.7	8953.7	24.0	1.22	1.22	1.22	1760.6	130.1
28-Sep-21	Sunny	302.7	757.7	3.6655	4.0862	0.4207	8953.7	8977.7	24.0	1.22	1.22	1.22	1754.6	239.8
													Min	59.0
													Max	485.2
													Average	189.6

Note:

Bold means Action Level exceedance of 24-hour TSP

Bold with underline means Limit Level exceedance of 24-hour TSP

Location AM2 - Sai Tso Wan Recreation Ground

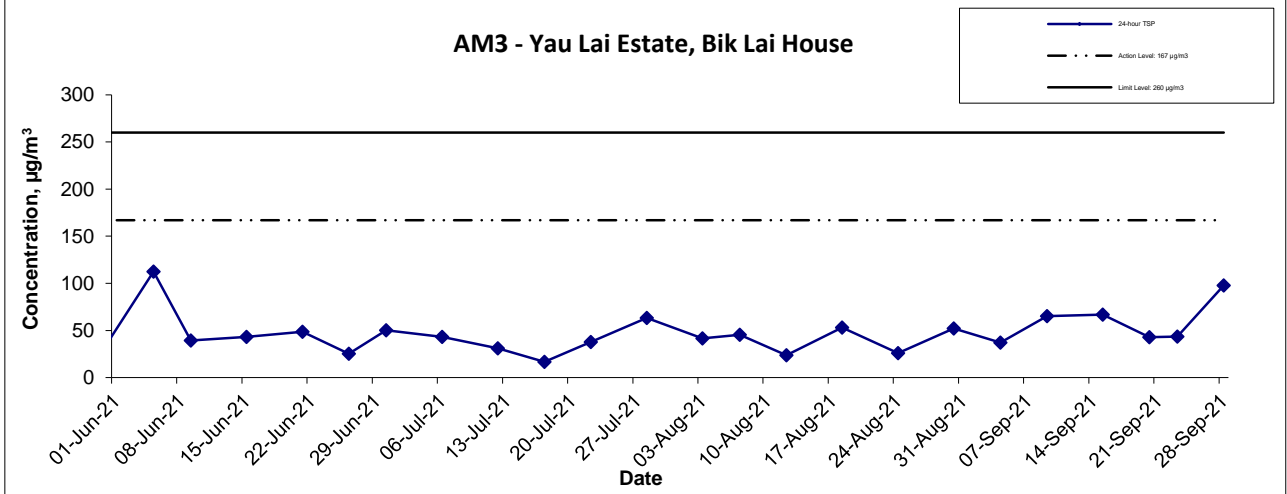
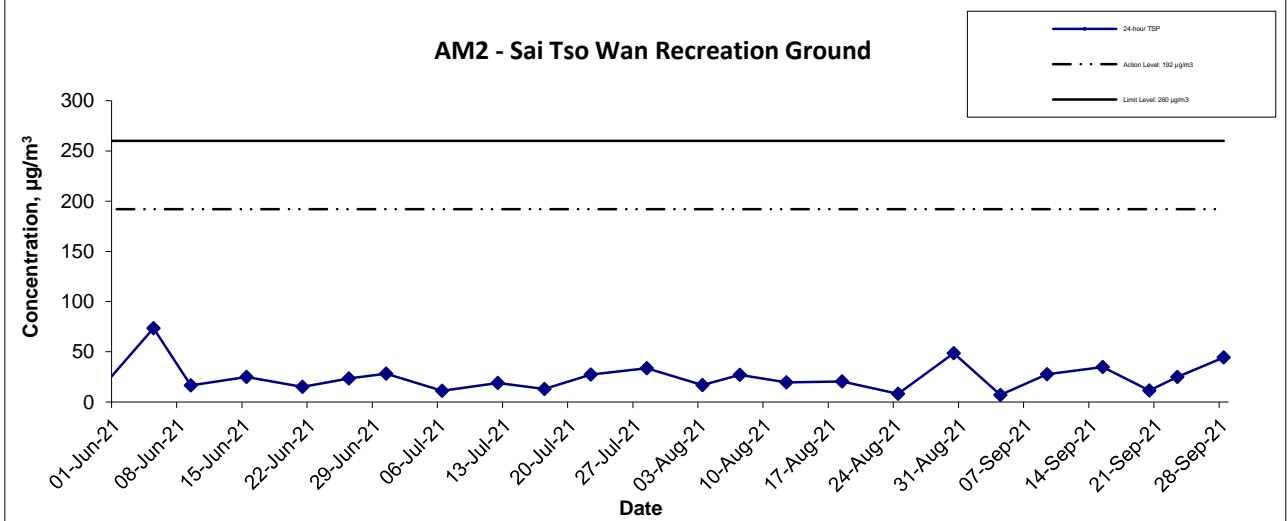
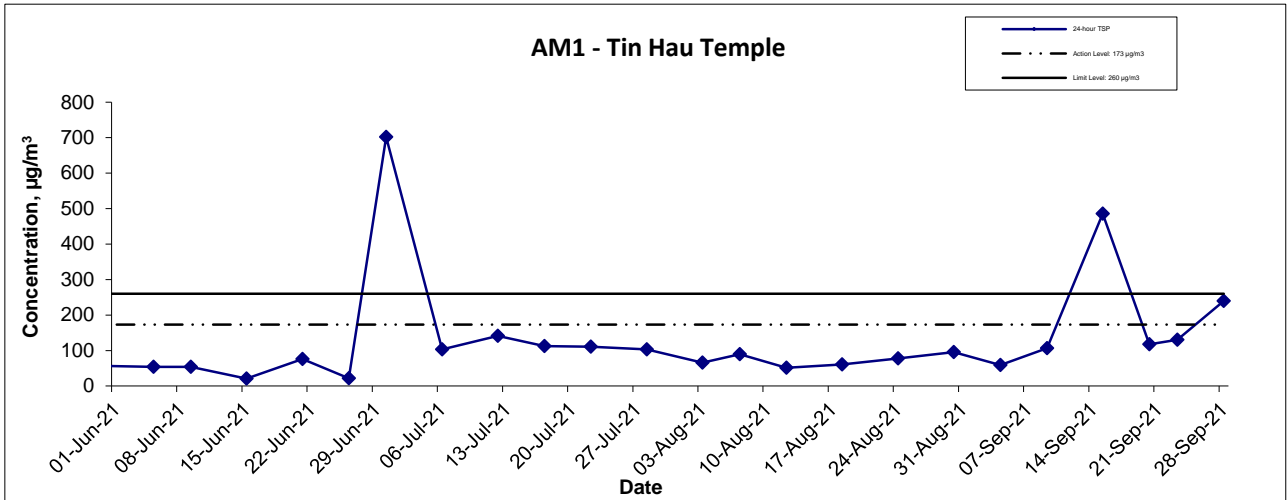
Start Date	Weather	Air	Atmospheric	Filter Weight (g)		Particulate	Elapse Time		Sampling	Flow Rate (m ³ /min.)		Av. flow	Total vol.	Conc.
	Condition	Temp. (K)	Pressure, Pa (mmHg)	Initial	Final	Weight (g)	Initial	Final	Time(hrs.)	Initial	Final	(m ³ /min)	(m ³)	(µg/m ³)
4-Sep-21	Sunny	302.8	757.9	3.6933	3.7057	0.0124	29467.0	29491.0	24.0	1.22	1.22	1.22	1755.1	7.1
9-Sep-21	Sunny	301.2	757.6	3.6887	3.7374	0.0487	29491.0	29515.0	24.0	1.22	1.22	1.22	1759.4	27.7
15-Sep-21	Sunny	302.7	758.7	3.6437	3.7050	0.0613	29515.0	29539.0	24.0	1.22	1.22	1.22	1756.4	34.9
20-Sep-21	Sunny	302.2	758.5	3.7259	3.7458	0.0199	29539.0	29563.0	24.0	1.22	1.22	1.22	1757.7	11.3
23-Sep-21	Sunny	301.7	761.0	3.7326	3.7767	0.0441	29563.0	29587.0	24.0	1.22	1.22	1.22	1761.9	25.0
28-Sep-21	Sunny	302.7	757.7	3.6887	3.7668	0.0781	29587.0	29611.0	24.0	1.22	1.22	1.22	1755.4	44.5
													Min	7.1
													Max	44.5
													Average	25.1

Location AM3 - Yau Lai Estate, Bik Lai House

Start Date	Weather	Air	Atmospheric	Filter Weight (g)		Particulate	Elapse Time		Sampling	Flow Rate (m ³ /min.)		Av. flow	Total vol.	Conc.
	Condition	Temp. (K)	Pressure, Pa (mmHg)	Initial	Final	Weight (g)	Initial	Final	Time(hrs.)	Initial	Final	(m ³ /min)	(m ³)	(µg/m ³)
4-Sep-21	Sunny	302.8	757.9	3.7093	3.7743	0.0650	4208.8	4232.8	24.0	1.22	1.22	1.22	1752.8	37.1
9-Sep-21	Sunny	301.2	757.6	3.6675	3.7820	0.1145	4232.8	4256.8	24.0	1.22	1.22	1.22	1757.1	65.2
15-Sep-21	Sunny	302.7	758.7	3.6844	3.8016	0.1172	4256.8	4280.8	24.0	1.22	1.22	1.22	1754.1	66.8
20-Sep-21	Sunny	302.2	758.5	3.7075	3.7829	0.0754	4280.8	4304.8	24.0	1.22	1.22	1.22	1755.3	43.0
23-Sep-21	Sunny	301.7	761.0	3.6891	3.7656	0.0765	4304.8	4328.8	24.0	1.22	1.22	1.22	1759.5	43.5
28-Sep-21	Sunny	302.7	757.7	3.6833	3.8548	0.1715	4328.8	4352.8	24.0	1.22	1.22	1.22	1753.0	97.8
													Min	37.1
													Max	97.8
													Average	58.9

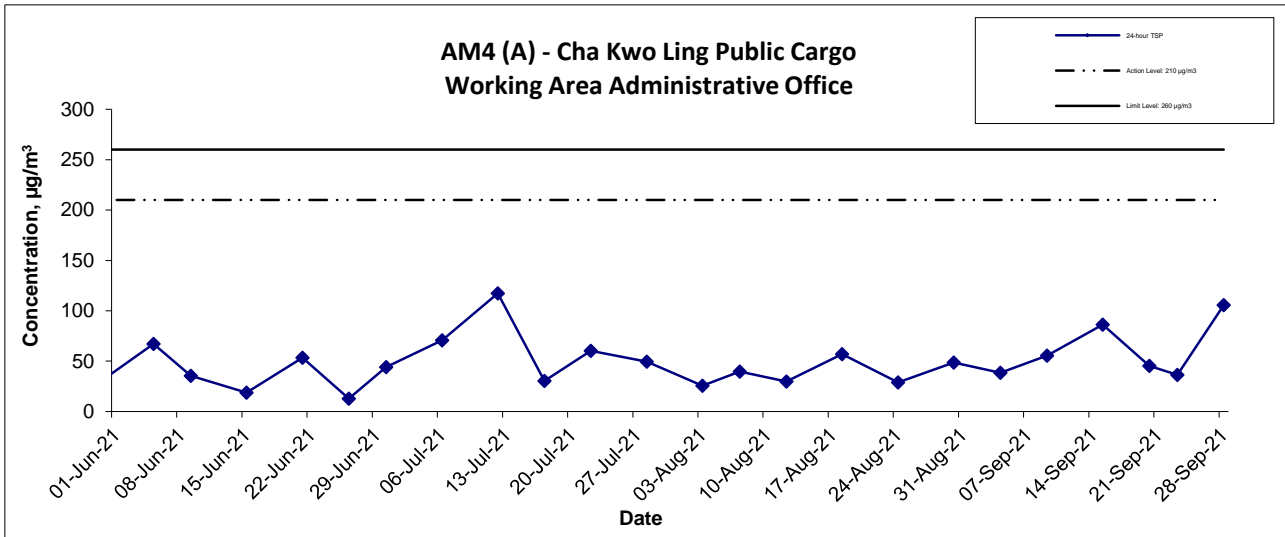
Location AM4(A) - Cha Kwo Ling Public Cargo Working Area Administrative Office

Start Date	Weather	Air	Atmospheric	Filter Weight (g)		Particulate	Elapse Time		Sampling	Flow Rate (m ³ /min.)		Av. flow	Total vol.	Conc.
	Condition	Temp. (K)	Pressure, Pa (mmHg)	Initial	Final	Weight (g)	Initial	Final	Time(hrs.)	Initial	Final	(m ³ /min)	(m ³)	(µg/m ³)
4-Sep-21	Sunny	302.8	757.9	3.7247	3.7922	0.0675	14565.7	14589.7	24.0	1.22	1.22	1.22	1752.5	38.5
9-Sep-21	Sunny	301.2	757.6	3.6864	3.7841	0.0977	14589.7	14613.7	24.0	1.22	1.22	1.22	1756.6	55.6
15-Sep-21	Sunny	302.7	758.7	3.6557	3.8071	0.1514	14613.7	14637.7	24.0	1.22	1.22	1.22	1753.8	86.3
20-Sep-21	Sunny	302.2	758.5	3.6649	3.7444	0.0795	14637.7	14661.7	24.0	1.22	1.22	1.22	1755.0	45.3
23-Sep-21	Sunny	301.7	761.0	3.6545	3.7183	0.0638	14661.7	14685.7	24.0	1.22	1.22	1.22	1758.9	36.3
28-Sep-21	Sunny	302.7	757.7	3.6809	3.8662	0.1853	14685.7	14709.7	24.0	1.22	1.22	1.22	1752.8	105.7
													Min	36.3
													Max	105.7
													Average	61.3



Contract No. ED/2018/04 Trunk Road T2 and Infrastructure Works for Developments at the Former South Apron Graphical Presentation of 24-hour TSP Monitoring Results	Scale N.T.S	Project No. MA20003	CINOTECH
	Date Sep-21	Appendix F	

24-hr TSP Concentration Levels



Notes:

- 1) The major activitie(s) being carried out on site during the reporting period is/are presented in Section 1.10
- 2) The weather conditions during the reporting month are presented in Appendix C.
- 3) Other factors which might affect the monitoring results are presented in Section 2.17.

Contract No. ED/2018/04 Trunk Road T2 and Infrastructure Works for Developments at the Former South Apron Graphical Presentation of 24-hour TSP Monitoring Results	Scale N.T.S	Project No. MA20003	
	Date Sep-21	Appendix F	