

APPENDIX E - 1-HOUR TSP MONITORING RESULTS

Location AM1 - Tin Hau Temple			
Date	Time	Weather	Particulate Concentration ( $\mu\text{g}/\text{m}^3$ )
05-Oct-20	13:00	Sunny	62.4
05-Oct-20	14:00	Sunny	69.6
05-Oct-20	15:00	Sunny	72.0
09-Oct-20	13:00	Sunny	44.0
09-Oct-20	14:00	Sunny	42.0
09-Oct-20	15:00	Sunny	44.0
15-Oct-20	9:00	Sunny	44.0
15-Oct-20	10:00	Sunny	46.0
15-Oct-20	11:00	Sunny	46.0
21-Oct-20	13:00	Sunny	44.2
21-Oct-20	14:00	Sunny	47.6
21-Oct-20	15:00	Sunny	39.1
27-Oct-20	9:00	Sunny	83.6
27-Oct-20	10:00	Sunny	89.3
27-Oct-20	11:00	Sunny	85.5
		Average	57.3
		Maximum	89.3
		Minimum	39.1

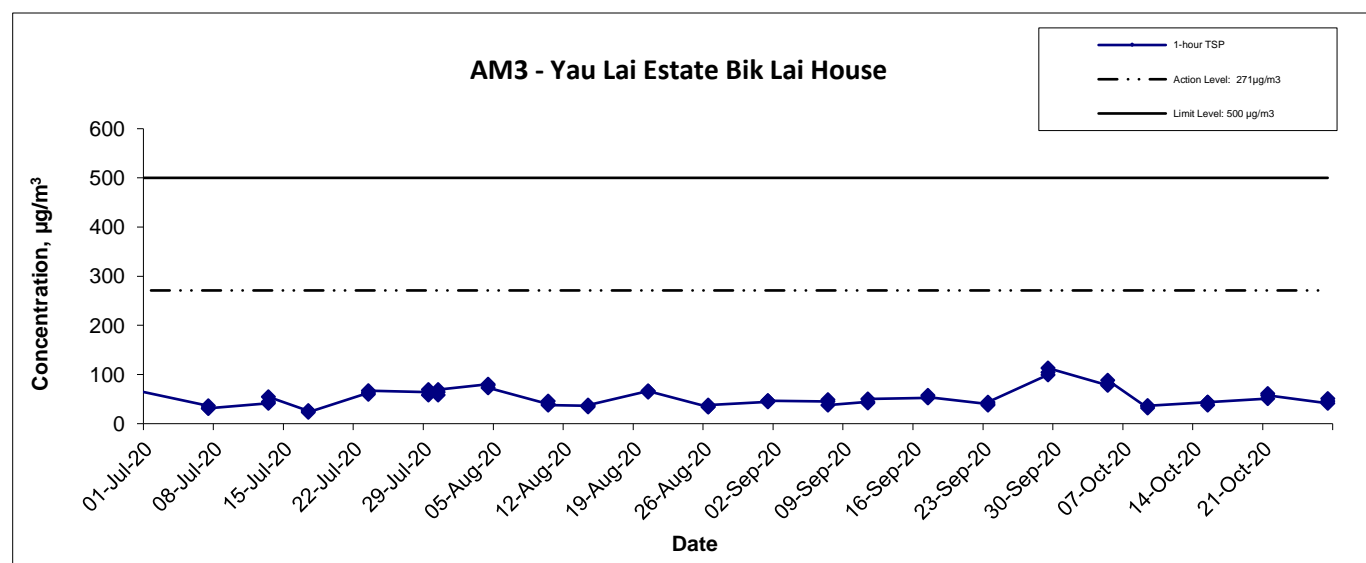
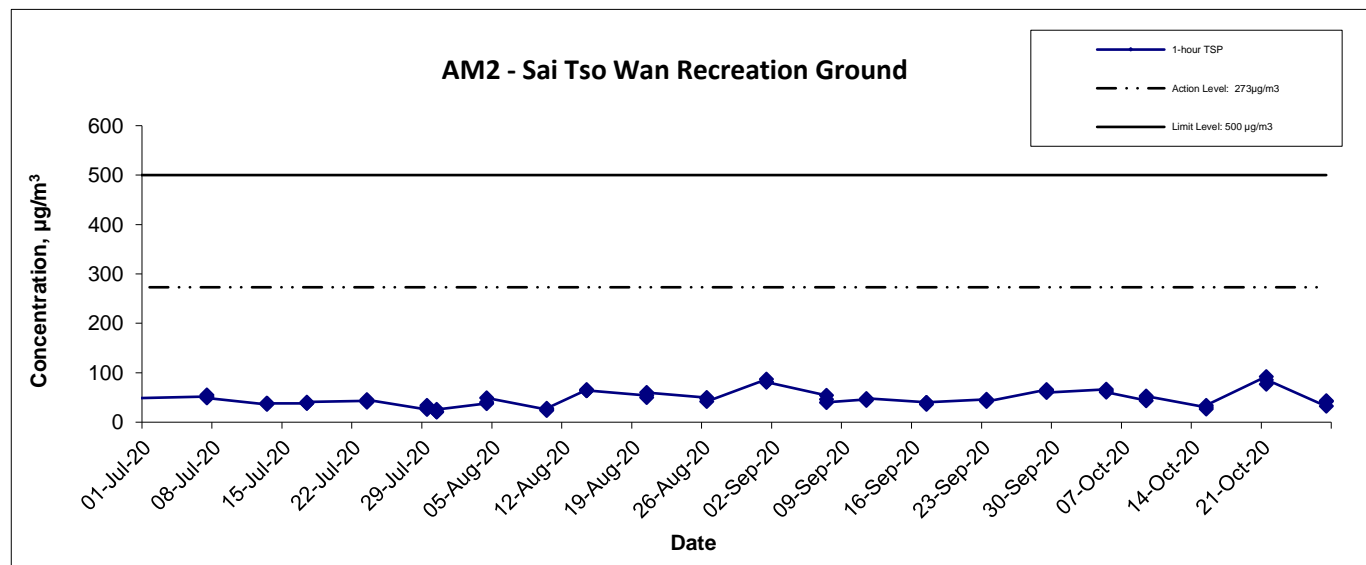
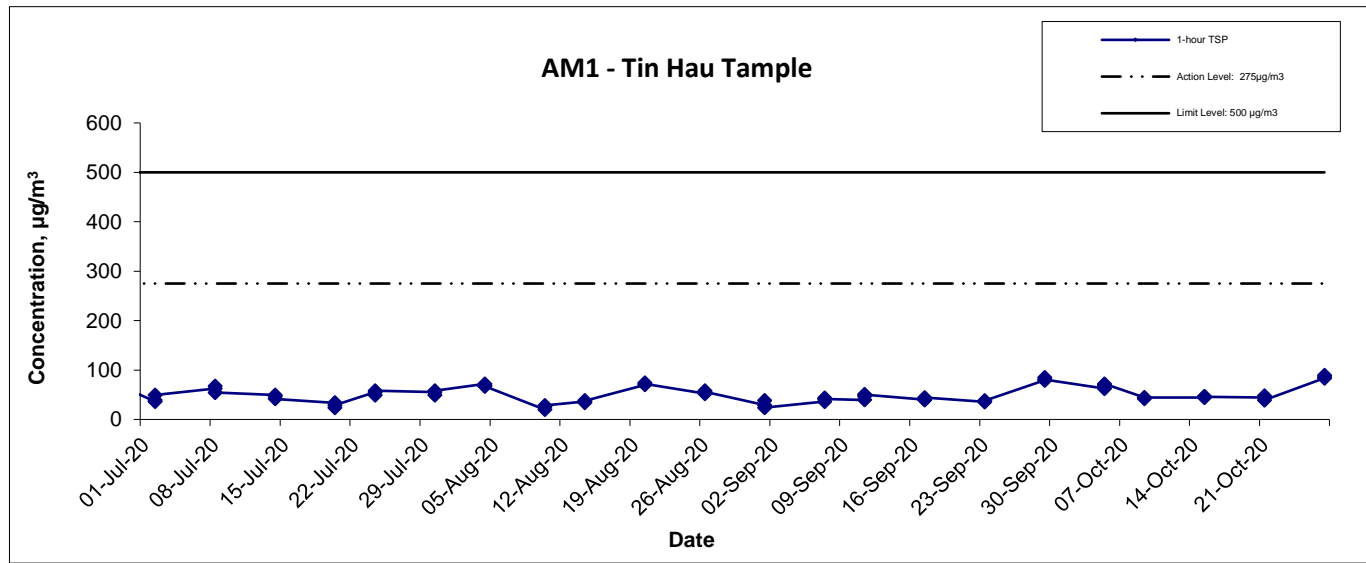
Location AM2 - Sai Tso Wan Recreation Ground			
Date	Time	Weather	Particulate Concentration ( $\mu\text{g}/\text{m}^3$ )
05-Oct-20	9:00	Sunny	66.7
05-Oct-20	10:00	Sunny	63.8
05-Oct-20	11:00	Sunny	60.9
09-Oct-20	9:00	Sunny	43.7
09-Oct-20	10:00	Sunny	48.3
09-Oct-20	11:00	Sunny	52.9
15-Oct-20	9:00	Sunny	30.4
15-Oct-20	10:00	Sunny	26.6
15-Oct-20	11:00	Sunny	34.2
21-Oct-20	16:00	Sunny	92.4
21-Oct-20	17:00	Sunny	77.0
21-Oct-20	18:00	Sunny	85.8
27-Oct-20	13:00	Sunny	32.3
27-Oct-20	14:00	Sunny	41.8
27-Oct-20	15:00	Sunny	43.7
		Average	53.4
		Maximum	92.4
		Minimum	26.6

Location AM3 - Yau Lai Estate Bik Lai House			
Date	Time	Weather	Particulate Concentration ( $\mu\text{g}/\text{m}^3$ )
05-Oct-20	16:00	Sunny	78.0
05-Oct-20	17:00	Sunny	80.6
05-Oct-20	18:00	Sunny	88.4
09-Oct-20	16:00	Sunny	32.3
09-Oct-20	17:00	Sunny	36.1
09-Oct-20	18:00	Sunny	36.1
15-Oct-20	9:00	Sunny	43.7
15-Oct-20	10:00	Sunny	38.0
15-Oct-20	11:00	Sunny	43.7
21-Oct-20	16:00	Sunny	51.0
21-Oct-20	17:00	Sunny	61.2
21-Oct-20	18:00	Sunny	57.8
27-Oct-20	16:00	Sunny	41.8
27-Oct-20	17:00	Sunny	51.3
27-Oct-20	18:00	Sunny	45.6
		Average	52.4
		Maximum	88.4
		Minimum	32.3

Location AM4 - Sitting-out Area at Cha Kwo Ling Village			
Date	Time	Weather	Particulate Concentration ( $\mu\text{g}/\text{m}^3$ )
05-Oct-20	9:00	Rainy	59.8
05-Oct-20	10:00	Rainy	65.0
05-Oct-20	11:00	Rainy	67.6
09-Oct-20	9:00	Sunny	42.0
09-Oct-20	10:00	Sunny	38.0
09-Oct-20	11:00	Sunny	40.0
15-Oct-20	9:00	Sunny	42.0
15-Oct-20	10:00	Sunny	40.0
15-Oct-20	11:00	Sunny	42.0
21-Oct-20	9:00	Sunny	54.4
21-Oct-20	10:00	Sunny	59.5
21-Oct-20	11:00	Sunny	51.0
27-Oct-20	10:00	Sunny	30.4
27-Oct-20	11:00	Sunny	36.1
27-Oct-20	12:00	Sunny	28.5
		Average	46.4
		Maximum	67.6
		Minimum	28.5

# APPENDIX E - 1-HOUR TSP MONITORING RESULTS

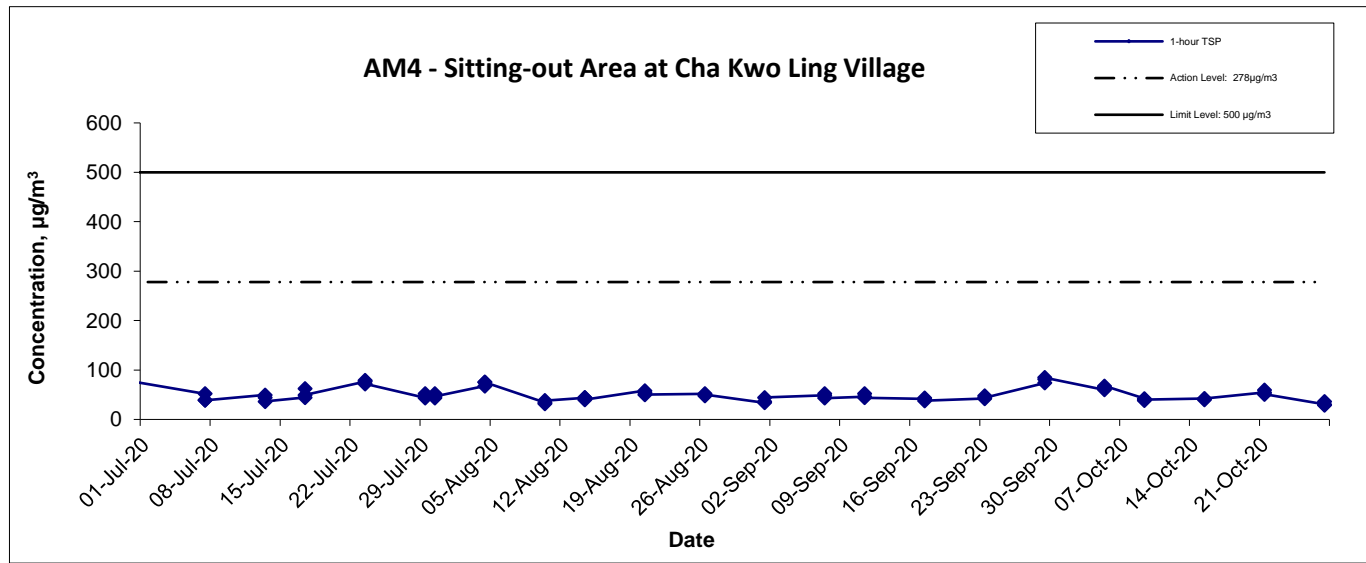
## 1-hr TSP Concentration Levels



Contract No. ED/2018/04 Trunk Road T2 and Infrastructure Works for Developments at the Former South Apron  Graphical Presentation of 1-hour TSP Monitoring Results	Scale	N.T.S	Project No.	MA20003	
	Date	Oct-20	Appendix	E	

# APPENDIX E - 1-HOUR TSP MONITORING RESULTS

## 1-hr TSP Concentration Levels



**Notes:**

1. The major activitie(s) being carried out on site during the reporting period is/are presented in Section 1.10
2. The weather conditions during the reporting month are presented in Appendix C.
3. Other factors which might affect the monitoring results are presented in Section 2.17.

Contract No. ED/2018/04 Trunk Road T2 and Infrastructure Works for Developments at the Former South Apron	Scale	N.T.S	Project No.	MA20003	<b>CINOTECH</b>
	Date	Oct-20	Appendix	E	
Graphical Presentation of 1-hour TSP Monitoring Results					