

Appendix F - 24-hour TSP Monitoring Results

Location AM1 - Tin Hau Temple

| Start Date | Weather | Air | Atmospheric | Filter Weight (g) | | Particulate | Elapse Time | | Sampling | Flow Rate (m ³ /min.) | | Av. flow | Total vol. | Conc. |
|------------|-----------|-----------|---------------------|-------------------|--------|-------------|-------------|--------|------------|----------------------------------|-------|-----------------------|-------------------|----------------------|
| | Condition | Temp. (K) | Pressure, Pa (mmHg) | Initial | Final | Weight (g) | Initial | Final | Time(hrs.) | Initial | Final | (m ³ /min) | (m ³) | (µg/m ³) |
| 08-Oct-20 | Sunny | 298.6 | 762.2 | 3.4889 | 3.5303 | 0.0414 | 7446.5 | 7470.5 | 24.0 | 1.22 | 1.22 | 1.22 | 1757.9 | 23.6 |
| 14-Oct-20 | Sunny | 299.0 | 760.9 | 3.5040 | 3.7106 | 0.2066 | 7470.5 | 7494.5 | 24.0 | 1.22 | 1.22 | 1.22 | 1755.2 | 117.7 |
| 20-Oct-20 | Sunny | 297.8 | 761.1 | 3.4516 | 3.6165 | 0.1649 | 7494.5 | 7518.5 | 24.0 | 1.22 | 1.22 | 1.22 | 1759.1 | 93.7 |
| 24-Oct-20 | Sunny | 297.0 | 761.8 | 3.5179 | 3.7029 | 0.1850 | 7518.5 | 7542.5 | 24.0 | 1.22 | 1.22 | 1.22 | 1762.2 | 105.0 |
| 30-Oct-20 | Cloudy | 296.9 | 764.5 | 3.5197 | 3.6913 | 0.1716 | 7542.5 | 7566.5 | 24.0 | 1.23 | 1.24 | 1.24 | 1779.1 | 96.5 |
| | | | | | | | | | | | | | Min | 23.6 |
| | | | | | | | | | | | | | Max | 117.7 |
| | | | | | | | | | | | | | Average | 87.3 |

*Measurement cannot be carried out for AM1 between 12 Sep 2020 - 7 Oct 2020 as no power supply due to technical problems in the system of the Temple. The measurement resumed on the second week of October

Location AM2 - Sai Tso Wan Recreation Ground

| Start Date | Weather | Air | Atmospheric | Filter Weight (g) | | Particulate | Elapse Time | | Sampling | Flow Rate (m ³ /min.) | | Av. flow | Total vol. | Conc. |
|------------|-----------|-----------|---------------------|-------------------|--------|-------------|-------------|---------|------------|----------------------------------|-------|-----------------------|-------------------|----------------------|
| | Condition | Temp. (K) | Pressure, Pa (mmHg) | Initial | Final | Weight (g) | Initial | Final | Time(hrs.) | Initial | Final | (m ³ /min) | (m ³) | (µg/m ³) |
| 03-Oct-20 | Sunny | 301.4 | 758.9 | 3.4793 | 3.5484 | 0.0691 | 28432.8 | 28456.8 | 24.0 | 1.22 | 1.22 | 1.22 | 1757.0 | 39.3 |
| 08-Oct-20 | Sunny | 298.6 | 762.2 | 3.4627 | 3.5453 | 0.0826 | 28456.8 | 28480.8 | 24.0 | 1.23 | 1.23 | 1.23 | 1768.8 | 46.7 |
| 14-Oct-20 | Sunny | 299.0 | 760.9 | 3.504 | 3.6204 | 0.1164 | 28480.8 | 28504.8 | 24.0 | 1.22 | 1.22 | 1.22 | 1756.4 | 66.3 |
| 20-Oct-20 | Sunny | 297.8 | 761.1 | 3.4982 | 3.6010 | 0.1028 | 28504.8 | 28528.8 | 24.0 | 1.22 | 1.22 | 1.22 | 1760.2 | 58.4 |
| 24-Oct-20 | Sunny | 297.0 | 761.8 | 3.4998 | 3.7027 | 0.2029 | 28528.8 | 28552.8 | 24.0 | 1.22 | 1.22 | 1.22 | 1763.3 | 115.1 |
| 30-Oct-20 | Cloudy | 296.9 | 764.5 | 3.4673 | 3.5963 | 0.1290 | 28552.8 | 28576.8 | 24.0 | 1.23 | 1.23 | 1.23 | 1766.7 | 73.0 |
| | | | | | | | | | | | | | Min | 39.3 |
| | | | | | | | | | | | | | Max | 115.1 |
| | | | | | | | | | | | | | Average | 66.5 |

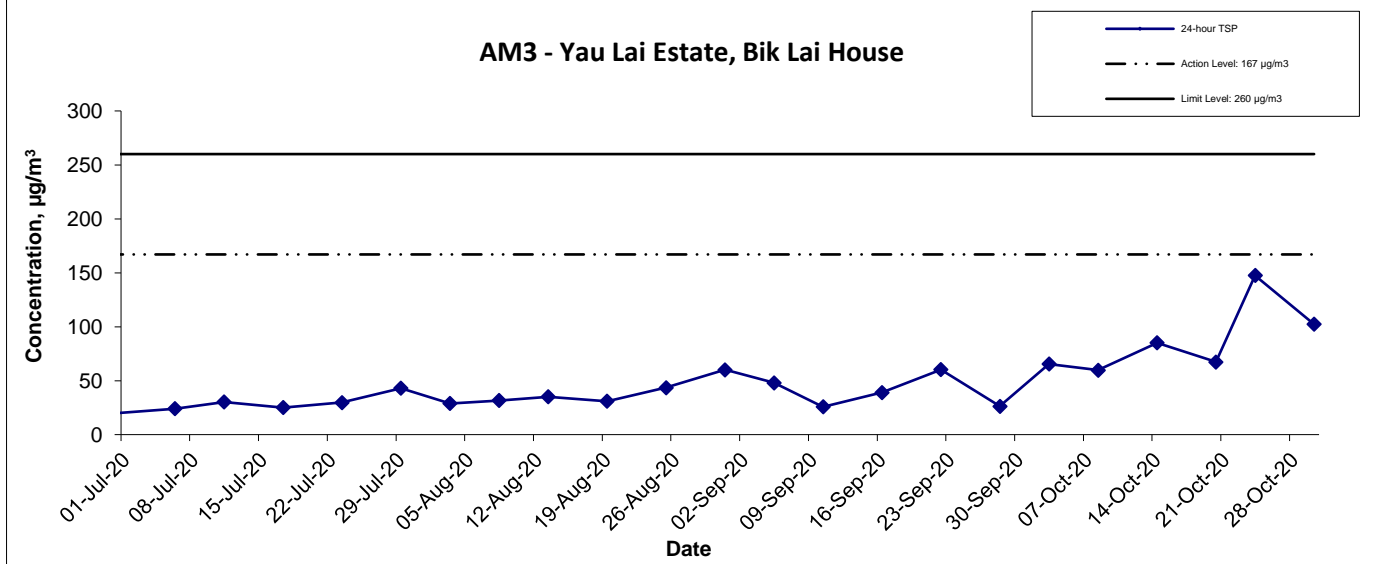
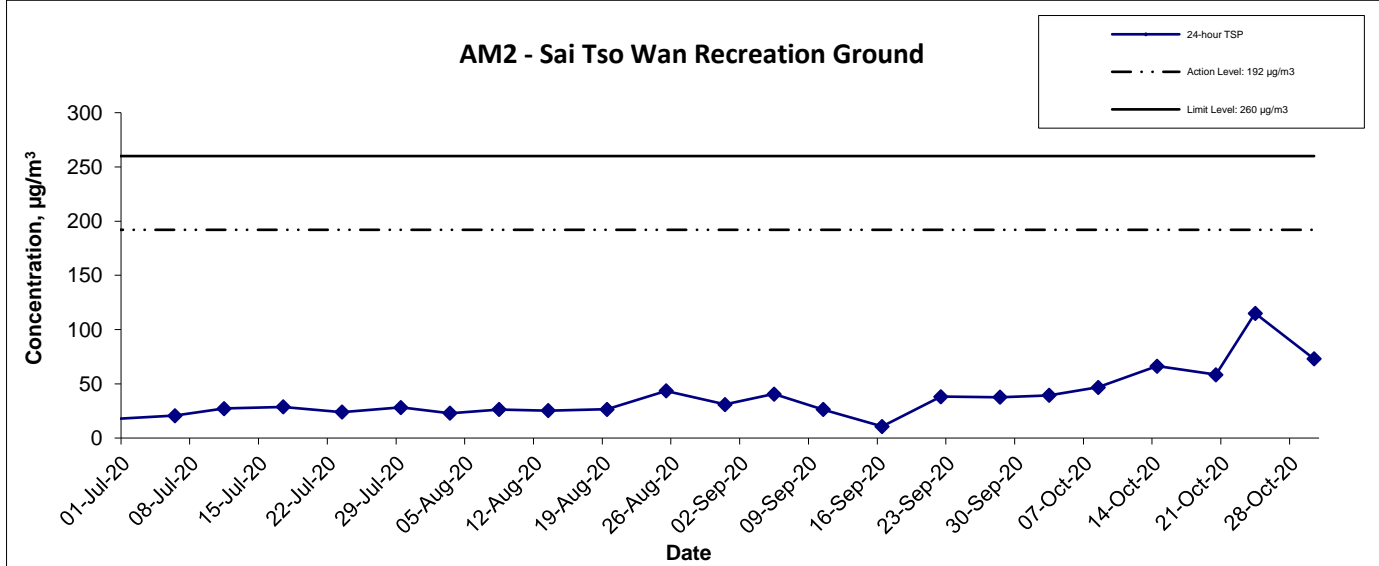
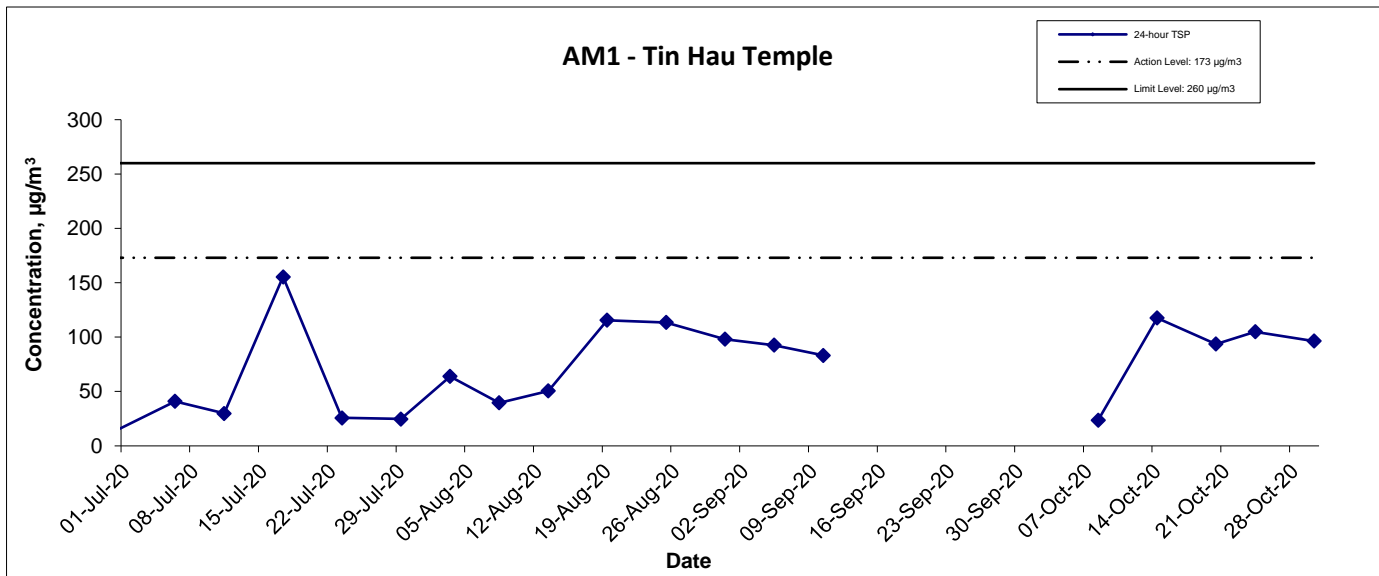
Location AM3 - Yau Lai Estate, Bik Lai House

| Start Date | Weather | Air | Atmospheric | Filter Weight (g) | | Particulate | Elapse Time | | Sampling | Flow Rate (m ³ /min.) | | Av. flow | Total vol. | Conc. |
|------------|-----------|-----------|---------------------|-------------------|--------|-------------|-------------|--------|------------|----------------------------------|-------|-----------------------|-------------------|----------------------|
| | Condition | Temp. (K) | Pressure, Pa (mmHg) | Initial | Final | Weight (g) | Initial | Final | Time(hrs.) | Initial | Final | (m ³ /min) | (m ³) | (µg/m ³) |
| 03-Oct-20 | Sunny | 301.4 | 758.9 | 3.4897 | 3.6049 | 0.1152 | 2788.0 | 2812.0 | 24.0 | 1.22 | 1.22 | 1.22 | 1760.1 | 65.5 |
| 08-Oct-20 | Sunny | 298.6 | 762.2 | 3.4925 | 3.5976 | 0.1051 | 2812.0 | 2836.0 | 24.0 | 1.22 | 1.22 | 1.22 | 1760.3 | 59.7 |
| 14-Oct-20 | Sunny | 299.0 | 760.9 | 3.5236 | 3.6730 | 0.1494 | 2836.0 | 2860.0 | 24.0 | 1.22 | 1.22 | 1.22 | 1757.4 | 85.0 |
| 20-Oct-20 | Sunny | 297.8 | 761.1 | 3.4947 | 3.6133 | 0.1186 | 2860.0 | 2884.0 | 24.0 | 1.22 | 1.22 | 1.22 | 1761.5 | 67.3 |
| 24-Oct-20 | Sunny | 297.0 | 761.8 | 3.4882 | 3.7483 | 0.2601 | 2884.0 | 2908.0 | 24.0 | 1.23 | 1.23 | 1.23 | 1764.7 | 147.4 |
| 30-Oct-20 | Cloudy | 296.9 | 764.5 | 3.4801 | 3.6609 | 0.1808 | 2908.0 | 2932.0 | 24.0 | 1.23 | 1.23 | 1.23 | 1768.3 | 102.2 |
| | | | | | | | | | | | | | Min | 59.7 |
| | | | | | | | | | | | | | Max | 147.4 |
| | | | | | | | | | | | | | Average | 87.9 |

Location AM4(A) - Cha Kwo Ling Public Cargo Working Area Administrative Office

| Start Date | Weather | Air | Atmospheric | Filter Weight (g) | | Particulate | Elapse Time | | Sampling | Flow Rate (m ³ /min.) | | Av. flow | Total vol. | Conc. |
|------------|-----------|-----------|---------------------|-------------------|--------|-------------|-------------|---------|------------|----------------------------------|-------|-----------------------|-------------------|----------------------|
| | Condition | Temp. (K) | Pressure, Pa (mmHg) | Initial | Final | Weight (g) | Initial | Final | Time(hrs.) | Initial | Final | (m ³ /min) | (m ³) | (µg/m ³) |
| 03-Oct-20 | Sunny | 302.1 | 756.1 | 3.4971 | 3.5572 | 0.0601 | 13674.8 | 13698.8 | 24.0 | 1.22 | 1.22 | 2.43 | 3503.2 | 17.2 |
| 08-Oct-20 | Sunny | 301.2 | 756.8 | 3.5112 | 3.5797 | 0.0685 | 13698.8 | 13722.8 | 24.0 | 1.22 | 1.22 | 2.43 | 3503.2 | 19.6 |
| 14-Oct-20 | Sunny | 302.1 | 756.5 | 3.5223 | 3.6361 | 0.1138 | 13722.8 | 13746.8 | 24.0 | 1.23 | 1.23 | 2.43 | 3503.2 | 32.5 |
| 20-Oct-20 | Sunny | 301.8 | 758.8 | 3.4883 | 3.5789 | 0.0906 | 13746.8 | 13770.8 | 24.0 | 1.24 | 1.24 | 2.43 | 3503.2 | 25.9 |
| 24-Oct-20 | Sunny | 300.0 | 758.1 | 3.4822 | 3.6214 | 0.1392 | 13770.8 | 13794.8 | 24.0 | 1.24 | 1.24 | 2.43 | 3503.2 | 39.7 |
| 30-Oct-20 | Cloudy | 296.9 | 764.5 | 3.4857 | 3.6312 | 0.1455 | 13794.8 | 13818.8 | 24.0 | 1.22 | 1.23 | 2.40 | 3458.4 | 42.1 |
| | | | | | | | | | | | | | Min | 17.2 |
| | | | | | | | | | | | | | Max | 42.1 |
| | | | | | | | | | | | | | Average | 29.5 |

24-hr TSP Concentration Levels

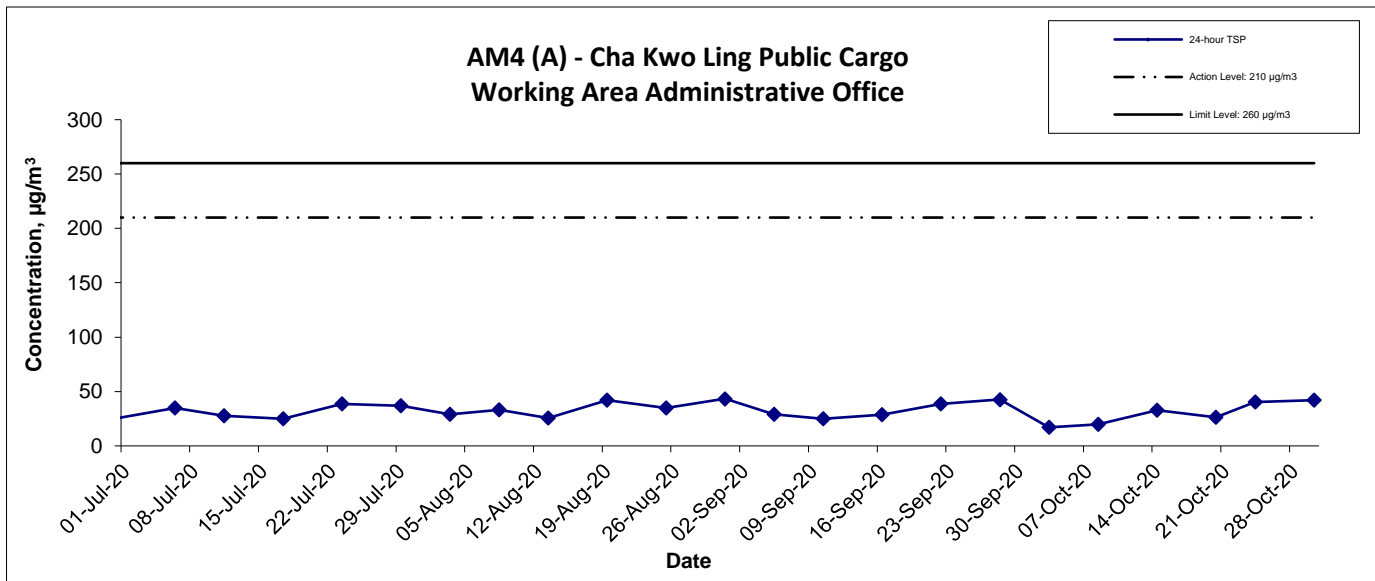


Contract No. ED/2018/04
 Trunk Road T2 and Infrastructure Works for Developments at the Former South Apron
 Graphical Presentation of 24-hour TSP Monitoring Results

| | | | |
|-------|--------|-------------|---------|
| Scale | N.T.S | Project No. | MA20003 |
| Date | Oct-20 | Appendix | F |



24-hr TSP Concentration Levels



Notes:

- 1) The major activitie(s) being carried out on site during the reporting period is/are presented in Section 1.10
- 2) The weather conditions during the reporting month are presented in Appendix C.
- 3) Other factors which might affect the monitoring results are presented in Section 2.17.
- 4) Measurement cannot be carried out for AM1 between 12 Sep 2020 - 7 Oct 2020 as no power supply due to technical problems in the system of the Temple.

| | | | | | |
|--|-------|--------|-------------|---------|-----------------|
| Contract No. ED/2018/04 Trunk Road T2 and Infrastructure Works for Developments at the Former South Apron Graphical Presentation of 24-hour TSP Monitoring Results | Scale | N.T.S | Project No. | MA20003 | CINOTECH |
| | Date | Oct-20 | Appendix | F | |