

Appendix F - 24-hour TSP Monitoring Results

Location AM1 - Tin Hau Temple

Start Date	Weather	Air	Atmospheric	Filter Weight (g)		Particulate	Elapse Time		Sampling	Flow Rate (m ³ /min.)		Av. flow	Total vol.	Conc.
	Condition	Temp. (K)	Pressure, Pa (mmHg)	Initial	Final	Weight (g)	Initial	Final	Time(hrs.)	Initial	Final	(m ³ /min)	(m ³)	(µg/m ³)
4-Oct-21	calm	303.0	760.0	2.7476	2.9112	0.1636	9009.4	9033.4	24.0	1.22	1.22	1.22	1756.2	93.2
9-Oct-21	Cloudy	299.7	755.8	3.7350	3.8181	0.0831	9033.4	9057.4	24.0	1.22	1.22	1.22	1760.6	47.2
13-Oct-21	Rainy	299.8	755.4	3.7140	3.7788	0.0648	9057.4	9081.4	24.0	1.22	1.22	1.22	1753.1	37.0
19-Oct-21	Sunny	299.3	763.6	3.7017	3.9180	0.2163	9081.4	9105.4	24.0	1.23	1.22	1.22	1763.7	122.6
25-Oct-21	Sunny	300.9	763.2	3.6956	3.9569	0.2613	9105.4	9129.4	24.0	1.22	1.22	1.22	1758.5	148.6
30-Oct-21	Sunny	297.4	765.1	3.6780	3.8890	0.2110	9128.6	9152.6	24.0	1.23	1.23	1.23	1770.6	119.2
													Min	37.0
													Max	148.6
													Average	94.6

Location AM2 - Sai Tso Wan Recreation Ground

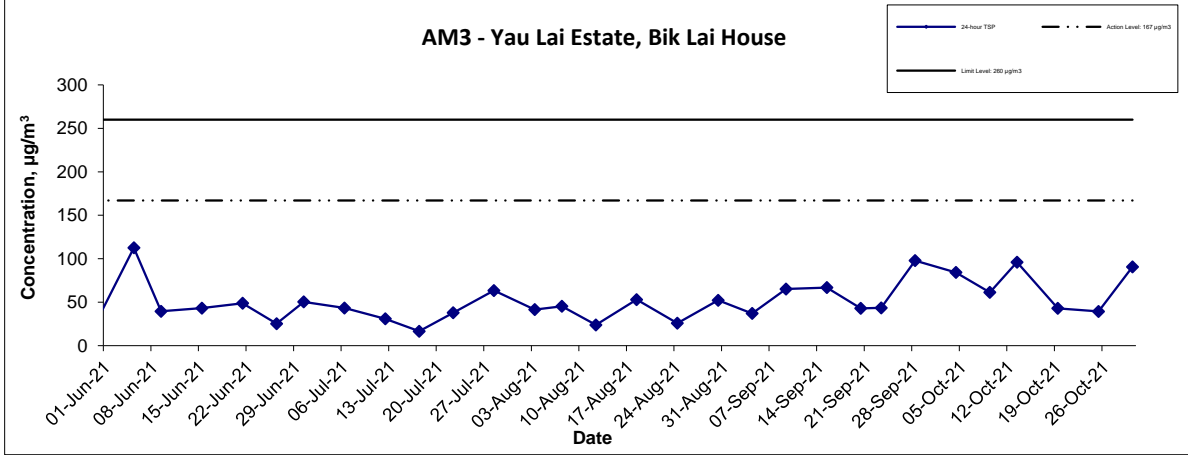
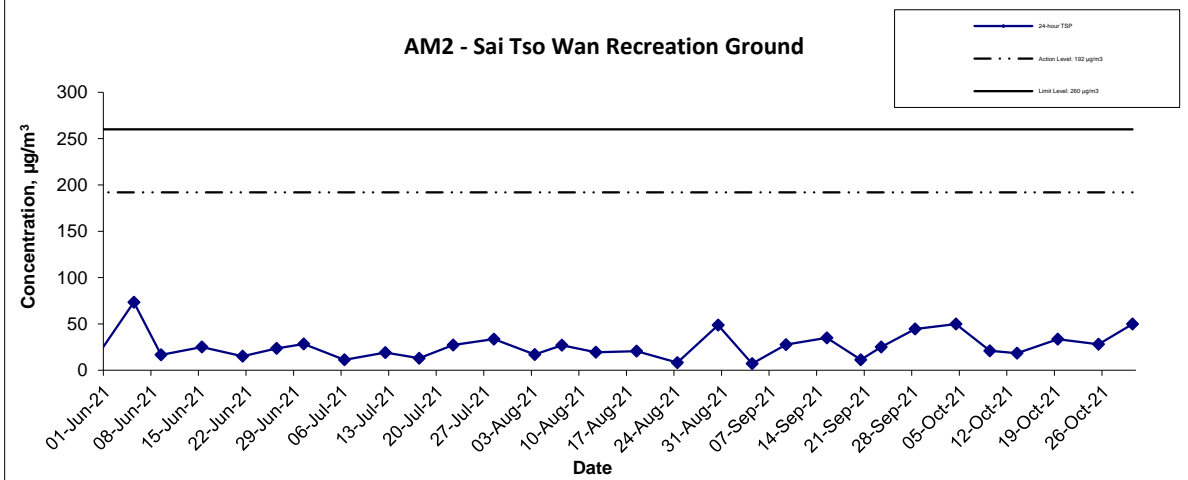
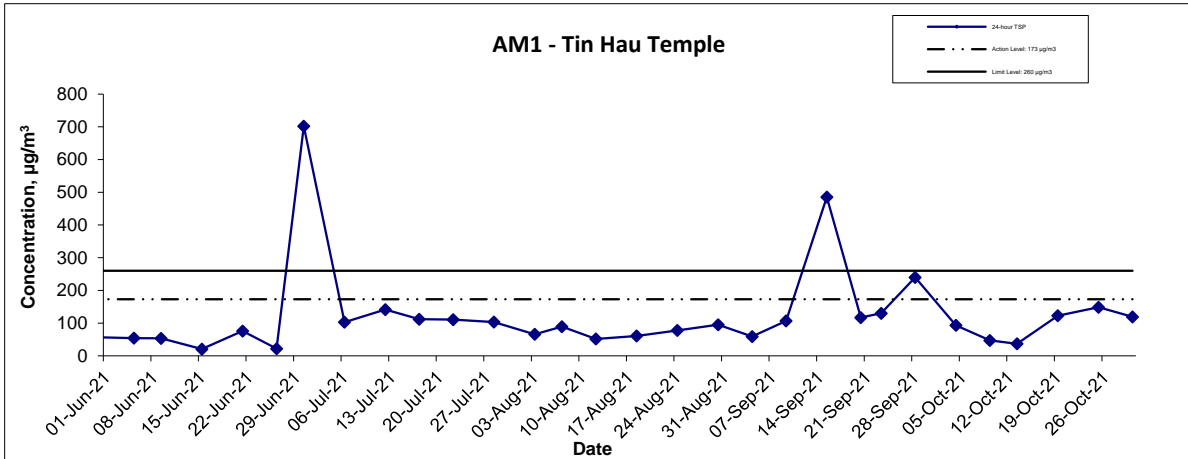
Start Date	Weather	Air	Atmospheric	Filter Weight (g)		Particulate	Elapse Time		Sampling	Flow Rate (m ³ /min.)		Av. flow	Total vol.	Conc.
	Condition	Temp. (K)	Pressure, Pa (mmHg)	Initial	Final	Weight (g)	Initial	Final	Time(hrs.)	Initial	Final	(m ³ /min)	(m ³)	(µg/m ³)
4-Oct-21	calm	303.0	760.0	3.6821	3.7697	0.0876	30043.0	30067.0	24.0	1.22	1.22	1.22	1757.1	49.9
9-Oct-21	Cloudy	299.7	755.8	3.713	3.7500	0.0370	30067.0	30091.0	24.0	1.22	1.22	1.22	1761.9	21.0
13-Oct-21	Rainy	299.8	755.4	3.6616	3.6938	0.0322	30091.1	30115.1	24.0	1.22	1.22	1.22	1753.8	18.4
19-Oct-21	Sunny	299.3	763.6	3.708	3.7672	0.0592	30115.1	30139.1	24.0	1.23	1.22	1.23	1764.6	33.5
25-Oct-21	Sunny	300.9	763.2	3.6857	3.7350	0.0493	30139.1	30163.1	24.0	1.22	1.22	1.22	1759.4	28.0
30-Oct-21	Sunny	297.4	765.1	3.7297	3.8181	0.0884	30163.1	30187.1	24.0	1.23	1.23	1.23	1771.7	49.9
													Min	18.4
													Max	49.9
													Average	33.4

Location AM3 - Yau Lai Estate, Bik Lai House

Start Date	Weather	Air	Atmospheric	Filter Weight (g)		Particulate	Elapse Time		Sampling	Flow Rate (m ³ /min.)		Av. flow	Total vol.	Conc.
	Condition	Temp. (K)	Pressure, Pa (mmHg)	Initial	Final	Weight (g)	Initial	Final	Time(hrs.)	Initial	Final	(m ³ /min)	(m ³)	(µg/m ³)
4-Oct-21	calm	303.0	760.0	3.6919	3.8397	0.1478	4521.7	4545.7	24.0	1.22	1.22	1.22	1754.8	84.2
9-Oct-21	Cloudy	299.7	755.8	3.6999	3.8077	0.1078	4545.7	4569.7	24.0	1.22	1.22	1.22	1759.5	61.3
13-Oct-21	Rainy	299.8	755.4	3.7023	3.8707	0.1684	4569.7	4593.7	24.0	1.22	1.22	1.22	1753.9	96.0
19-Oct-21	Sunny	299.3	763.6	3.667	3.7427	0.0757	4601.4	4625.4	24.0	1.23	1.22	1.23	1764.8	42.9
25-Oct-21	Sunny	300.9	763.2	3.683	3.7523	0.0693	4625.4	4649.4	24.0	1.22	1.22	1.22	1759.5	39.4
30-Oct-21	Sunny	297.4	765.1	3.6744	3.8350	0.1606	4649.4	4673.4	24.0	1.23	1.23	1.23	1771.9	90.6
													Min	39.4
													Max	96.0
													Average	69.1

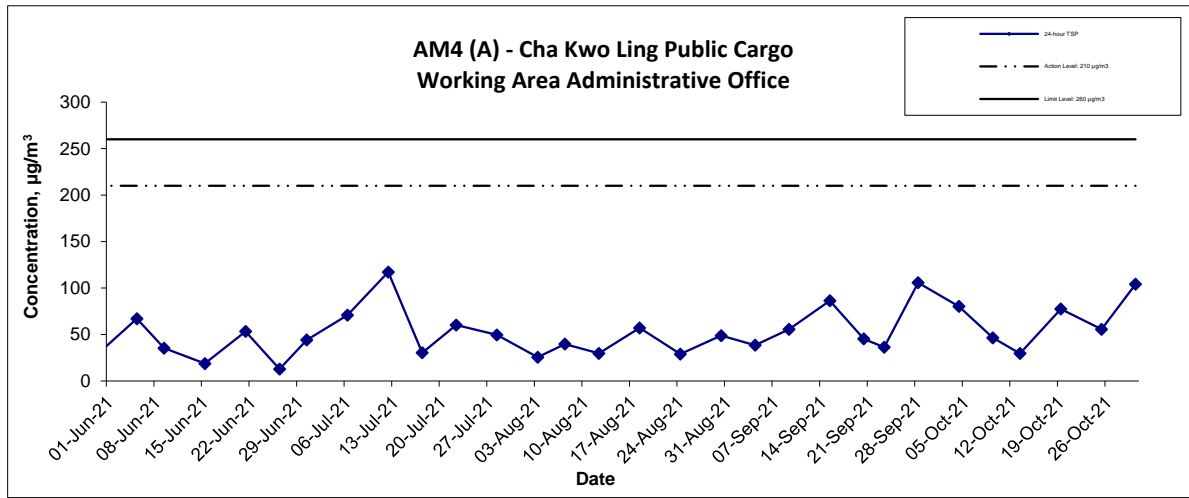
Location AM4(A) - Cha Kwo Ling Public Cargo Working Area Administrative Office

Start Date	Weather	Air	Atmospheric	Filter Weight (g)		Particulate	Elapse Time		Sampling	Flow Rate (m ³ /min.)		Av. flow	Total vol.	Conc.
	Condition	Temp. (K)	Pressure, Pa (mmHg)	Initial	Final	Weight (g)	Initial	Final	Time(hrs.)	Initial	Final	(m ³ /min)	(m ³)	(µg/m ³)
4-Oct-21	calm	303.0	760.0	3.6743	3.8151	0.1408	14521.8	14545.8	24.0	1.22	1.22	1.22	1754.4	80.3
9-Oct-21	Cloudy	299.7	755.8	3.699	3.7807	0.0817	14545.8	14569.8	24.0	1.22	1.22	1.22	1758.9	46.4
13-Oct-21	Rainy	299.8	755.4	3.6718	3.7237	0.0519	14569.8	14593.8	24.0	1.22	1.22	1.22	1752.9	29.6
19-Oct-21	Sunny	299.3	763.6	3.6614	3.7980	0.1366	14593.8	14617.8	24.0	1.23	1.22	1.22	1763.1	77.5
25-Oct-21	Sunny	300.9	763.2	3.7343	3.8320	0.0977	14617.8	14641.8	24.0	1.22	1.22	1.22	1758.2	55.6
30-Oct-21	Sunny	297.4	765.1	3.6903	3.8745	0.1842	14641.8	14665.8	24.0	1.23	1.23	1.23	1769.8	104.1
													Min	29.6
													Max	104.1
													Average	65.6



Contract No. ED/2018/04 Trunk Road T2 and Infrastructure Works for Developments at the Former South Apron Graphical Presentation of 24-hour TSP Monitoring Results	Scale	Project No.	
	Date	Appendix	
	N.T.S	MA20003	
	Oct-21	F	

24-hr TSP Concentration Levels



Notes:

- 1) The major activitie(s) being carried out on site during the reporting period is/are presented in Section 1.10
- 2) The weather conditions during the reporting month are presented in Appendix C.
- 3) Other factors which might affect the monitoring results are presented in Section 2.17.

Contract No. ED/2018/04 Trunk Road T2 and Infrastructure Works for Developments at the Former South Apron Graphical Presentation of 24-hour TSP Monitoring Results	Scale N.T.S	Project No. MA20003	CINOTECH
	Date Oct-21	Appendix F	