

APPENDIX E - 1-HOUR TSP MONITORING RESULTS

Location AM1 - Tin Hau Temple			
Date	Time	Weather	Particulate Concentration ($\mu\text{g}/\text{m}^3$)
2-Nov-20	13:00	Sunny	96.8
2-Nov-20	14:00	Sunny	90.2
2-Nov-20	15:00	Sunny	94.6
6-Nov-20	9:00	Sunny	34.2
6-Nov-20	10:00	Sunny	38.0
6-Nov-20	11:00	Sunny	39.9
11-Nov-20	13:00	Sunny	39.9
11-Nov-20	14:00	Sunny	41.8
11-Nov-20	15:00	Sunny	41.8
17-Nov-20	10:45	Sunny	19.0
17-Nov-20	11:45	Sunny	26.6
17-Nov-20	12:45	Sunny	30.4
23-Nov-20	13:00	Cloudy	34.0
23-Nov-20	14:00	Cloudy	39.1
23-Nov-20	15:00	Cloudy	30.6
27-Nov-20	9:30	Sunny	36.1
27-Nov-20	10:30	Sunny	32.3
27-Nov-20	11:30	Sunny	39.9
		Average	44.7
		Maximum	96.8
		Minimum	19.0

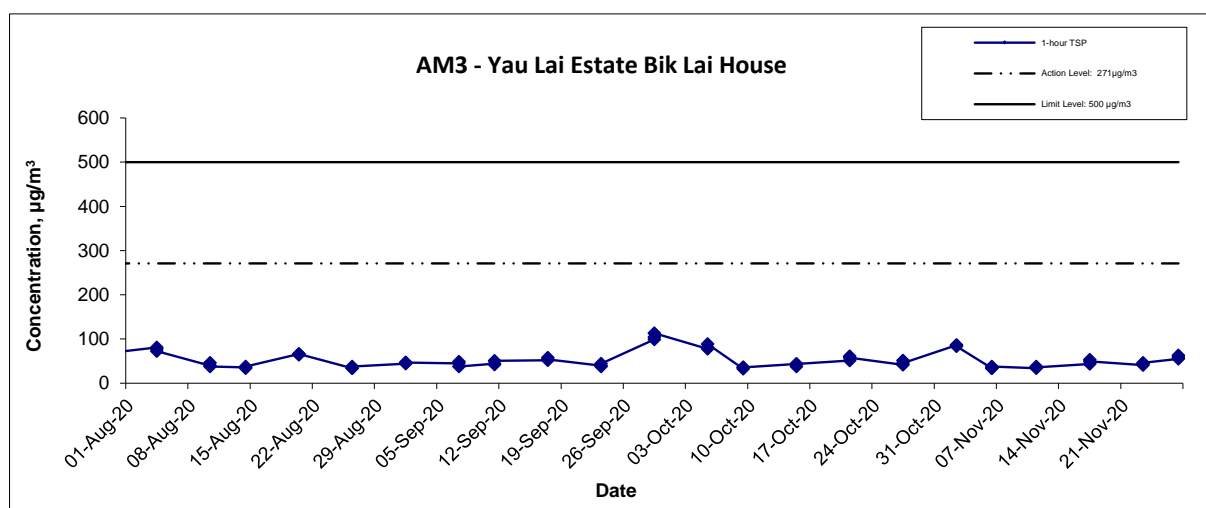
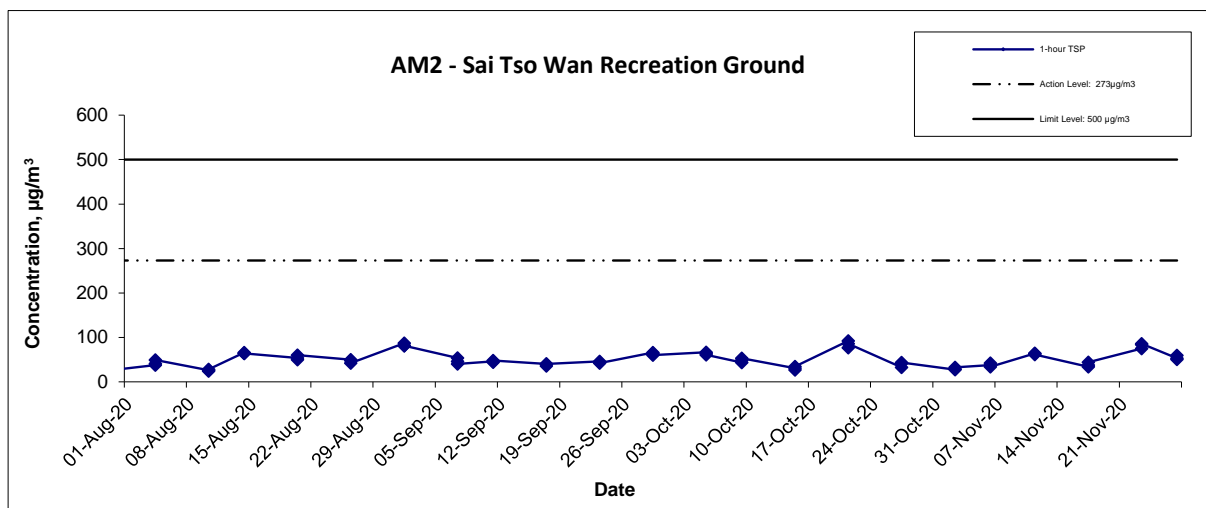
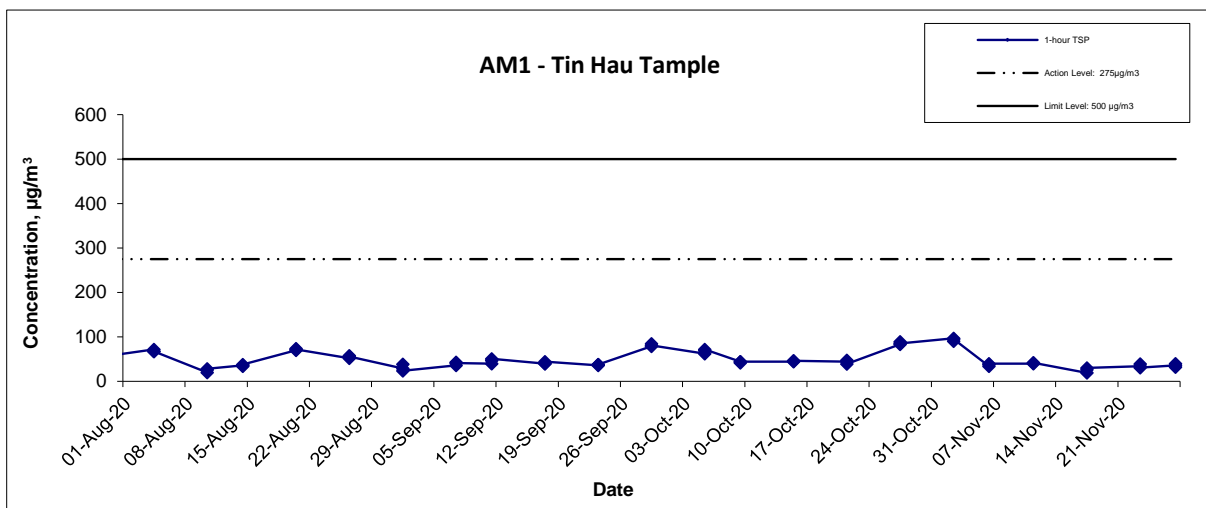
Location AM2 - Sai Tso Wan Recreation Ground			
Date	Time	Weather	Particulate Concentration ($\mu\text{g}/\text{m}^3$)
02-Nov-20	16:00	Sunny	27.2
02-Nov-20	17:00	Sunny	28.9
02-Nov-20	18:00	Sunny	32.3
06-Nov-20	9:00	Sunny	38.0
06-Nov-20	10:00	Sunny	42.0
06-Nov-20	11:00	Sunny	34.0
11-Nov-20	9:00	Sunny	63.8
11-Nov-20	10:00	Sunny	63.8
11-Nov-20	11:00	Sunny	61.6
17-Nov-20	9:00	Sunny	34.0
17-Nov-20	10:00	Sunny	38.0
17-Nov-20	11:00	Sunny	44.0
23-Nov-20	9:00	Cloudy	74.8
23-Nov-20	10:00	Cloudy	83.6
23-Nov-20	11:00	Cloudy	85.8
27-Nov-20	14:00	Sunny	52.8
27-Nov-20	15:00	Sunny	59.4
27-Nov-20	16:00	Sunny	50.6
		Average	50.8
		Maximum	85.8
		Minimum	27.2

Location AM3 - Yau Lai Estate Bik Lai House			
Date	Time	Weather	Particulate Concentration ($\mu\text{g}/\text{m}^3$)
02-Nov-20	9:00	Sunny	85.8
02-Nov-20	10:00	Sunny	85.8
02-Nov-20	11:00	Sunny	83.6
06-Nov-20	13:00	Sunny	34.2
06-Nov-20	14:00	Sunny	34.2
06-Nov-20	15:00	Sunny	38.0
11-Nov-20	16:00	Sunny	34.2
11-Nov-20	17:00	Sunny	38.0
11-Nov-20	18:00	Sunny	36.1
17-Nov-20	14:30	Sunny	43.7
17-Nov-20	15:30	Sunny	53.2
17-Nov-20	16:30	Sunny	49.4
23-Nov-20	16:00	Sunny	40.8
23-Nov-20	17:00	Sunny	44.2
23-Nov-20	18:00	Sunny	45.9
27-Nov-20	9:30	Sunny	55.1
27-Nov-20	10:30	Sunny	62.7
27-Nov-20	11:30	Sunny	58.9
		Average	51.3
		Maximum	85.8
		Minimum	34.2

Location AM4 - Sitting-out Area at Cha Kwo Ling Village			
Date	Time	Weather	Particulate Concentration ($\mu\text{g}/\text{m}^3$)
02-Nov-20	16:00	Sunny	94.6
02-Nov-20	17:00	Sunny	110.0
02-Nov-20	18:00	Sunny	94.6
06-Nov-20	9:00	Sunny	38.0
06-Nov-20	10:00	Sunny	34.2
06-Nov-20	11:00	Sunny	36.1
11-Nov-20	9:00	Sunny	36.1
11-Nov-20	10:00	Sunny	36.1
11-Nov-20	11:00	Sunny	38.0
17-Nov-20	9:30	Sunny	28.5
17-Nov-20	10:30	Sunny	41.8
17-Nov-20	11:30	Sunny	36.1
23-Nov-20	9:00	Cloudy	39.1
23-Nov-20	10:00	Cloudy	42.5
23-Nov-20	11:00	Cloudy	34.0
27-Nov-20	14:00	Sunny	45.6
27-Nov-20	15:00	Sunny	51.3
27-Nov-20	16:00	Sunny	47.5
		Average	49.1
		Maximum	110.0
		Minimum	28.5

APPENDIX E - 1-HOUR TSP MONITORING RESULTS

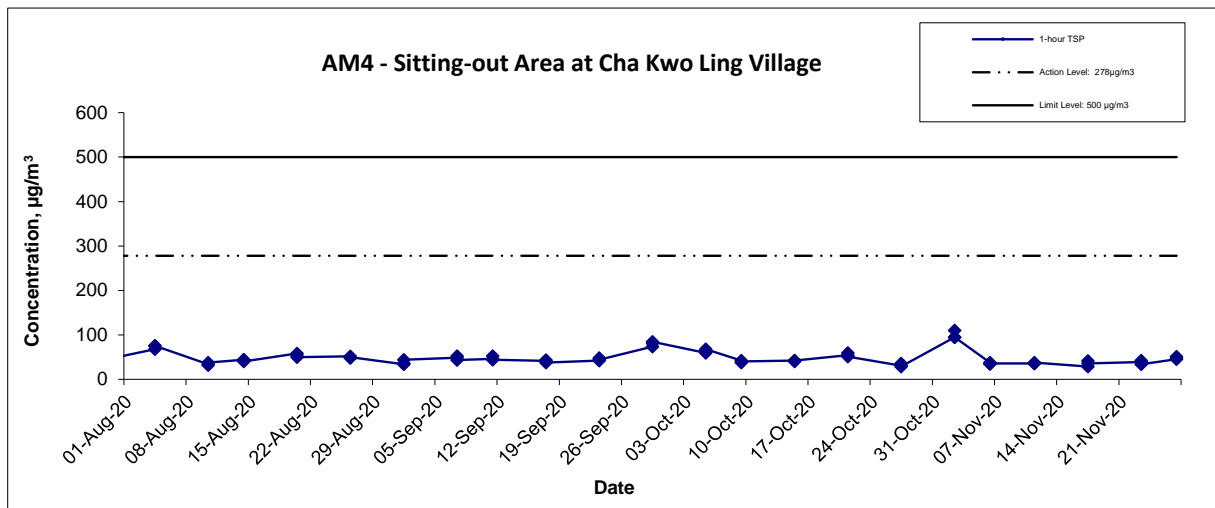
1-hr TSP Concentration Levels



Contract No. ED/2018/04 Trunk Road T2 and Infrastructure Works for Developments at the Former South Apron Graphical Presentation of 1-hour TSP Monitoring Results	Scale	N.T.S	Project No.	MA20003	
	Date	Nov-20	Appendix	E	

APPENDIX E - 1-HOUR TSP MONITORING RESULTS

1-hr TSP Concentration Levels



Notes:

1. The major activitie(s) being carried out on site during the reporting period is/are presented in Section 1.10
2. The weather conditions during the reporting month are presented in Appendix C.
3. Other factors which might affect the monitoring results are presented in Section 2.17.

Contract No. ED/2018/04 Trunk Road T2 and Infrastructure Works for Developments at the Former South Apron Graphical Presentation of 1-hour TSP Monitoring Results	Scale	N.T.S	Project No.	MA20003	
	Date	Nov-20	Appendix	E	