

Appendix F - 24-hour TSP Monitoring Results

Location AM1 - Tin Hau Temple

Start Date	Weather	Air	Atmospheric	Filter Weight (g)		Particulate	Elapse Time		Sampling Time(hrs.)	Flow Rate (m ³ /min.)		Av. flow	Total vol. (m ³)	Conc. (µg/m ³)
	Condition	Temp. (K)	Pressure, Pa (mmHg)	Initial	Final	Weight (g)	Initial	Final		Initial	Final	(m ³ /min)		
5-Nov-20	Sunny	296.9	763.6	3.5074	3.7194	0.2120	7326.5	7350.5	24.0	1.24	1.23	1.23	1778.1	119.2
10-Nov-20	Sunny	295.7	766.0	3.4873	3.6740	0.1867	7566.5	7590.5	24.0	1.23	1.23	1.23	1771.1	105.4
16-Nov-20	Sunny	297.1	763.5	3.5174	3.7511	0.2337	7590.5	7614.5	24.0	1.23	1.22	1.22	1763.9	132.5
21-Nov-20	Sunny	297.2	763.0	3.4781	3.5851	0.1070	7614.5	7638.5	24.0	1.23	1.22	1.22	1763.2	60.7
26-Nov-20	Sunny	296.4	766.0	3.3837	3.5400	0.1563	7638.5	7662.5	24.0	1.23	1.23	1.23	1768.9	88.4
													Min	60.7
													Max	132.5
													Average	101.2

Location AM2 - Sai Tso Wan Recreation Ground

Start Date	Weather	Air	Atmospheric	Filter Weight (g)		Particulate	Elapse Time		Sampling Time(hrs.)	Flow Rate (m ³ /min.)		Av. flow	Total vol. (m ³)	Conc. (µg/m ³)
	Condition	Temp. (K)	Pressure, Pa (mmHg)	Initial	Final	Weight (g)	Initial	Final		Initial	Final	(m ³ /min)		
5-Nov-20	Sunny	296.9	763.6	3.4932	3.5838	0.0906	28576.8	28600.8	24.0	1.24	1.23	1.23	1775.5	51.0
10-Nov-20	Sunny	295.7	766.0	3.2731	3.3797	0.1066	28600.8	28624.8	24.0	1.24	1.24	1.24	1781.9	59.8
16-Nov-20	Sunny	297.1	763.5	3.4987	3.6028	0.1041	28624.8	28648.8	24.0	1.23	1.22	1.23	1765.0	59.0
21-Nov-20	Sunny	297.2	763.0	3.3391	3.4101	0.0710	28648.8	28672.8	24.0	1.23	1.22	1.23	1764.2	40.2
26-Nov-20	Sunny	296.4	766.0	3.315	3.4180	0.1030	28672.8	28696.8	24.0	1.23	1.23	1.23	1769.9	58.2
													Min	40.2
													Max	59.8
													Average	53.7

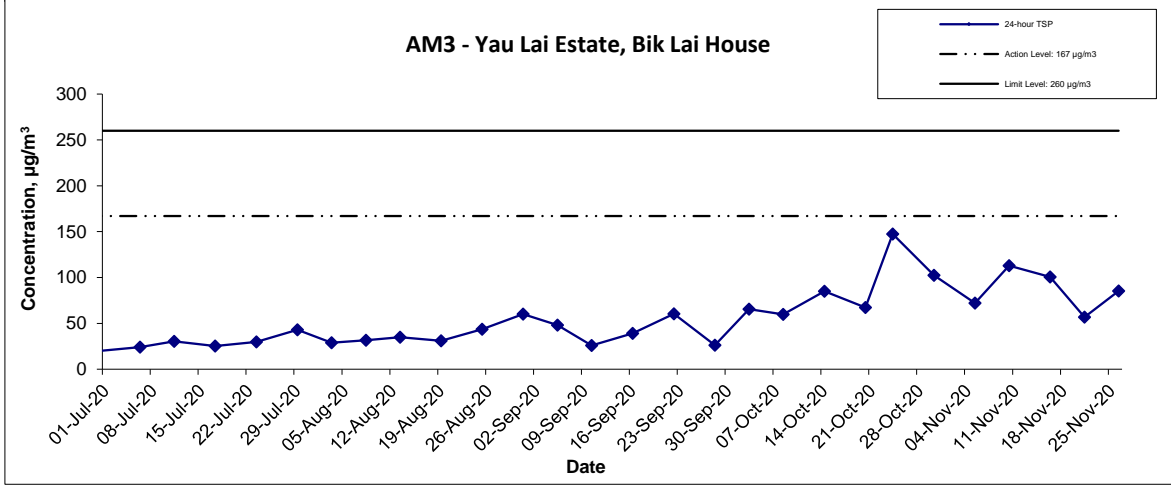
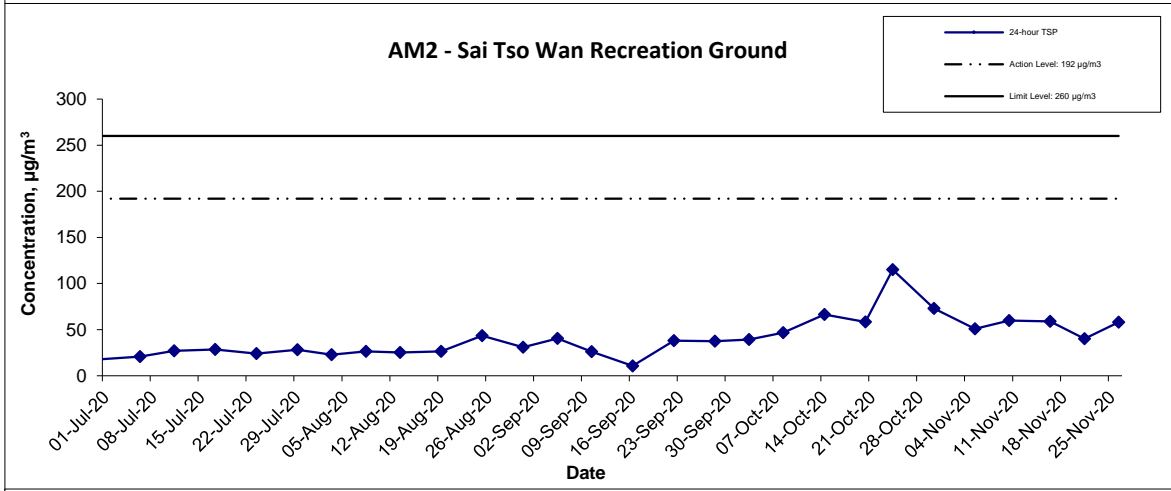
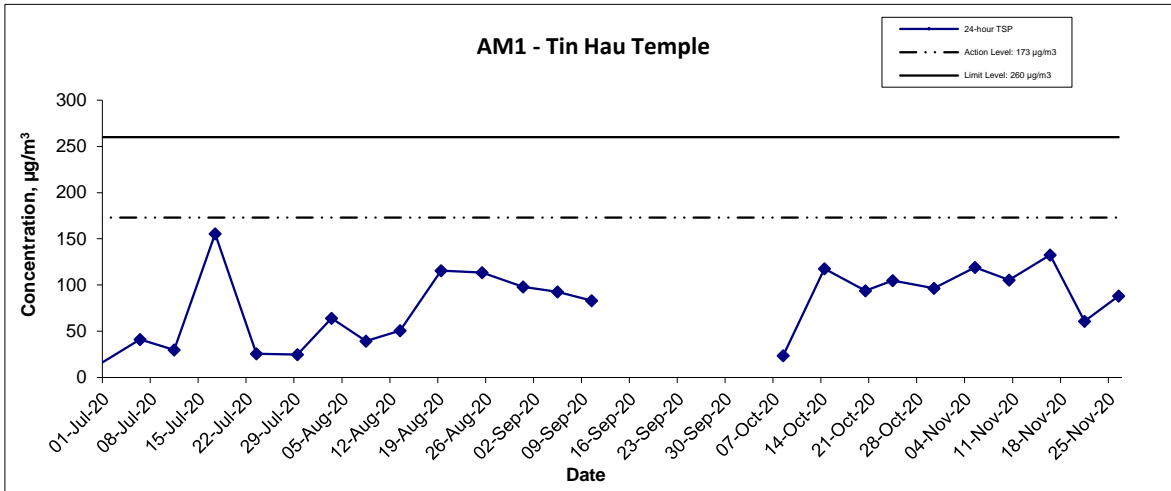
Location AM3 - Yau Lai Estate, Bik Lai House


Start Date	Weather	Air	Atmospheric	Filter Weight (g)		Particulate	Elapse Time		Sampling Time(hrs.)	Flow Rate (m ³ /min.)		Av. flow	Total vol. (m ³)	Conc. (µg/m ³)
	Condition	Temp. (K)	Pressure, Pa (mmHg)	Initial	Final	Weight (g)	Initial	Final		Initial	Final	(m ³ /min)		
5-Nov-20	Sunny	296.9	763.6	3.5193	3.6475	0.1282	2932.0	2956.0	24.0	1.24	1.23	1.24	1779.9	72.0
10-Nov-20	Sunny	295.7	766.0	3.4778	3.6779	0.2001	2956.0	2980.0	24.0	1.23	1.23	1.23	1773.9	112.8
16-Nov-20	Sunny	297.1	763.5	3.5055	3.6834	0.1779	2980.0	3004.0	24.0	1.23	1.23	1.23	1766.4	100.7
21-Nov-20	Sunny	297.2	763.0	3.4979	3.5981	0.1002	3004.0	3028.0	24.0	1.23	1.23	1.23	1765.7	56.7
26-Nov-20	Sunny	296.4	766.0	3.2901	3.4412	0.1511	3028.0	3052.0	24.0	1.23	1.23	1.23	1771.6	85.3
													Min	56.7
													Max	112.8
													Average	85.5

Location AM4(A) - Cha Kwo Ling Public Cargo Working Area Administrative Office

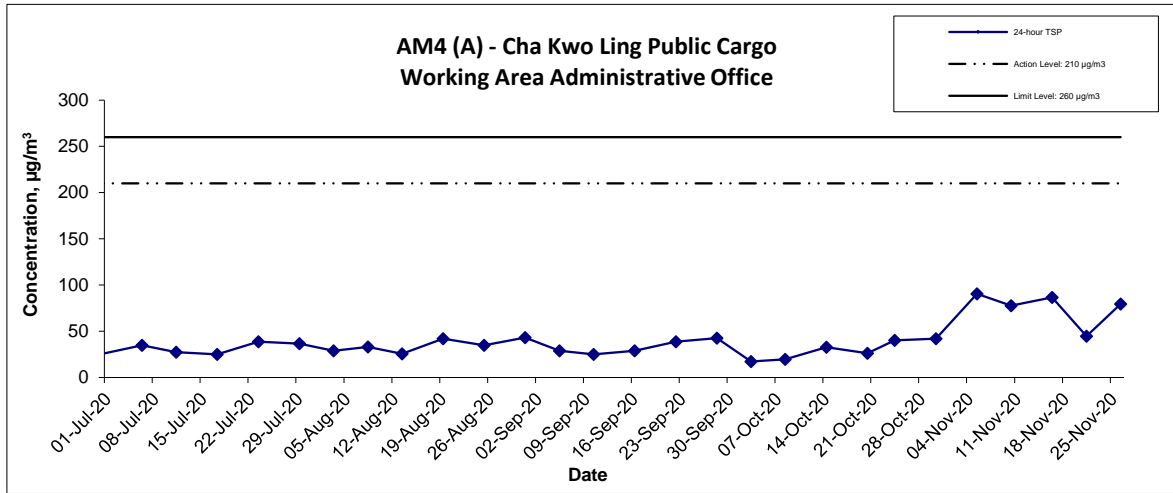
Start Date	Weather	Air	Atmospheric	Filter Weight (g)		Particulate	Elapse Time		Sampling Time(hrs.)	Flow Rate (m ³ /min.)		Av. flow	Total vol. (m ³)	Conc. (µg/m ³)
	Condition	Temp. (K)	Pressure, Pa (mmHg)	Initial	Final	Weight (g)	Initial	Final		Initial	Final	(m ³ /min)		
5-Nov-20	Sunny	296.9	763.6	3.5074	3.6684	0.1610	13818.8	13842.8	24.0	1.24	1.23	1.23	1776.7	90.6
10-Nov-20	Sunny	295.7	766.0	3.4944	3.6317	0.1373	13842.8	13866.8	24.0	1.23	1.23	1.23	1768.4	77.6
16-Nov-20	Sunny	297.1	763.5	3.4826	3.6352	0.1526	13866.8	13890.8	24.0	1.22	1.22	1.22	1761.7	86.6
21-Nov-20	Sunny	297.2	763.0	3.4939	3.5728	0.0789	13890.8	13914.8	24.0	1.22	1.22	1.22	1761.1	44.8
26-Nov-20	Sunny	296.4	766.0	3.3067	3.4472	0.1405	13914.8	13938.8	24.0	1.23	1.23	1.23	1766.4	79.5
													Min	44.8
													Max	90.6
													Average	75.8

24-hr TSP Concentration Levels



Contract No. ED/2018/04 Trunk Road T2 and Infrastructure Works for Developments at the Former South Apron Graphical Presentation of 24-hour TSP Monitoring Results	Scale	Project No.	
	N.T.S	MA20003	
	Date	Appendix	
	Nov-20	F	

24-hr TSP Concentration Levels



Notes:

- 1) The major activitie(s) being carried out on site during the reporting period is/are presented in Section 1.10
- 2) The weather conditions during the reporting month are presented in Appendix C.
- 3) Other factors which might affect the monitoring results are presented in Section 2.17.
- 4) Measurement cannot be carried out for AM1 between 12 Sep 2020 - 7 Oct 2020 as no power supply due to technical problems in the system of the Temple.

Contract No. ED/2018/04 Trunk Road T2 and Infrastructure Works for Developments at the Former South Apron Graphical Presentation of 24-hour TSP Monitoring Results	Scale	Project No.	CINOTECH
	Date	Appendix	
	N.T.S	MA20003	
	Nov-20	F	