

APPENDIX E - 1-HOUR TSP MONITORING RESULTS

Location AM1 - Tin Hau Temple			
Date	Time	Weather	Particulate Concentration ($\mu\text{g}/\text{m}^3$)
3-Dec-20	13:00	Sunny	77.0
3-Dec-20	14:00	Sunny	85.8
3-Dec-20	15:00	Sunny	79.2
9-Dec-20	15:41	Sunny	93.1
9-Dec-20	16:41	Sunny	108.3
9-Dec-20	17:41	Sunny	123.5
24-Dec-20	9:00	Sunny	24.7
24-Dec-20	10:00	Sunny	26.6
24-Dec-20	11:00	Sunny	39.9
30-Dec-20	9:00	Sunny	80.0
30-Dec-20	10:00	Sunny	90.0
30-Dec-20	11:00	Sunny	95.0
Average			76.9
Maximum			123.5
Minimum			24.7

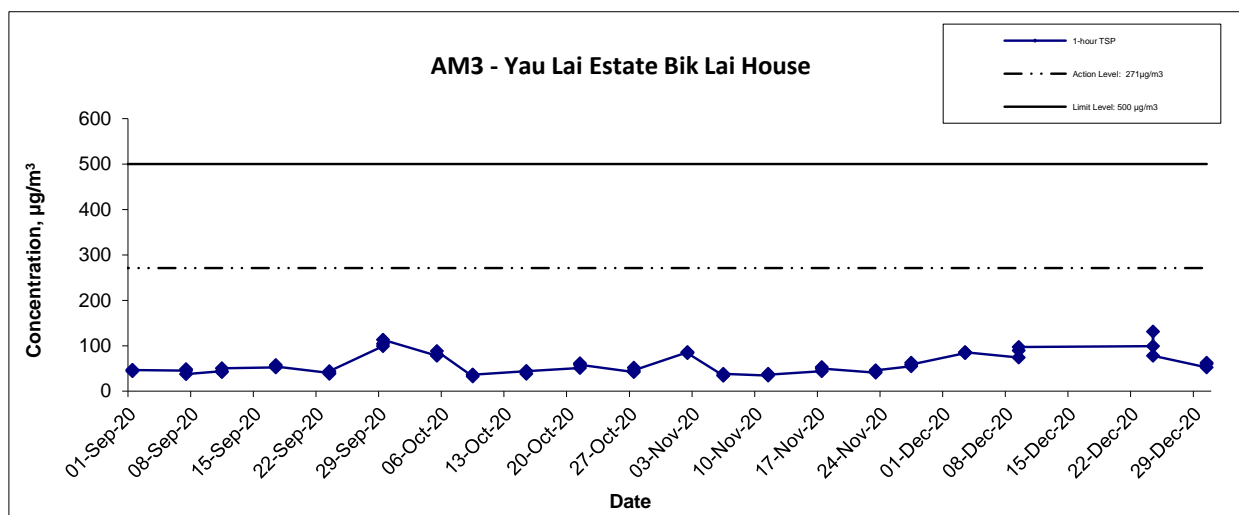
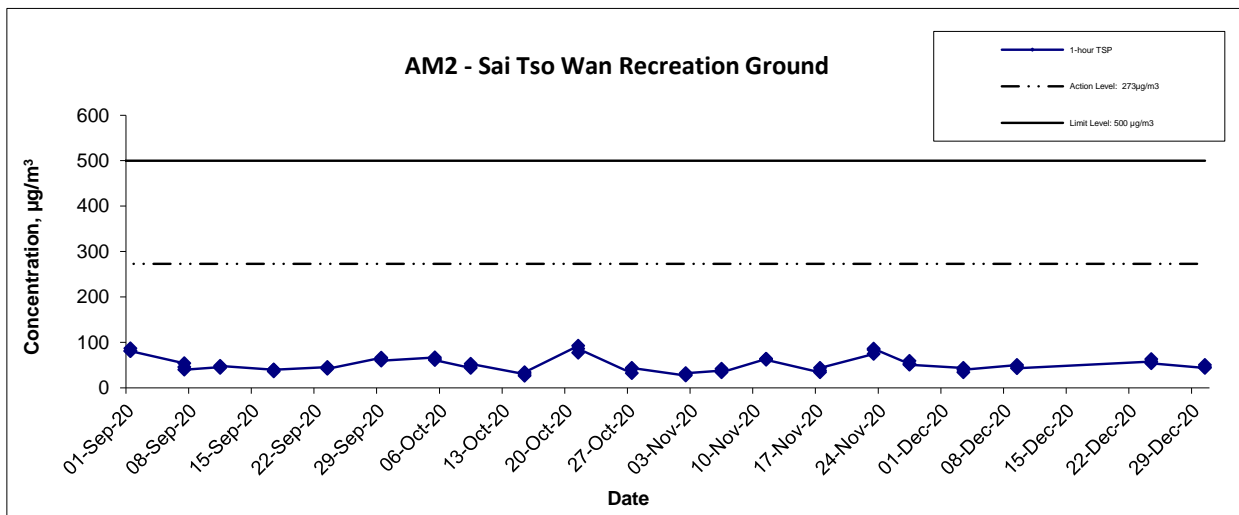
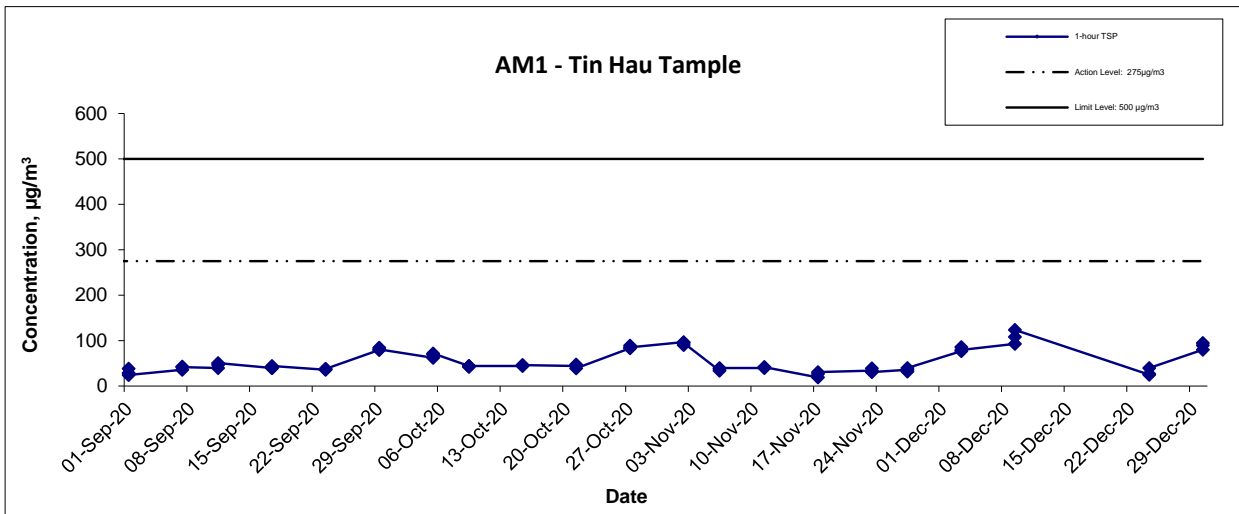
Location AM2 - Sai Tso Wan Recreation Ground			
Date	Time	Weather	Particulate Concentration ($\mu\text{g}/\text{m}^3$)
3-Dec-20	10:24	Sunny	43.7
3-Dec-20	11:24	Sunny	34.2
3-Dec-20	12:24	Sunny	39.9
9-Dec-20	9:00	Sunny	50.4
9-Dec-20	10:00	Sunny	46.8
9-Dec-20	11:00	Sunny	43.2
24-Dec-20	16:00	Sunny	57.6
24-Dec-20	17:00	Sunny	63.0
24-Dec-20	18:00	Sunny	54.0
30-Dec-20	13:00	Fine	44.0
30-Dec-20	14:00	Fine	50.0
30-Dec-20	15:00	Fine	46.0
Average			47.7
Maximum			63.0
Minimum			34.2

Location AM3 - Yau Lai Estate Bik Lai House			
Date	Time	Weather	Particulate Concentration ($\mu\text{g}/\text{m}^3$)
3-Dec-20	9:00	Sunny	83.6
3-Dec-20	10:00	Sunny	85.8
3-Dec-20	11:00	Sunny	85.8
9-Dec-20	13:00	Sunny	74.1
9-Dec-20	14:00	Sunny	89.3
9-Dec-20	15:00	Sunny	96.9
24-Dec-20	15:20	Cloudy	98.8
24-Dec-20	16:20	Cloudy	131.1
24-Dec-20	17:20	Cloudy	77.9
30-Dec-20	16:00	Sunny	52.5
30-Dec-20	17:00	Sunny	60.0
30-Dec-20	18:00	Sunny	62.5
Average			83.2
Maximum			131.1
Minimum			52.5

Location AM4 - Sitting-out Area at Cha Kwo Ling Village			
Date	Time	Weather	Particulate Concentration ($\mu\text{g}/\text{m}^3$)
3-Dec-20	16:00	Sunny	66.0
3-Dec-20	17:00	Sunny	57.2
3-Dec-20	18:00	Sunny	55.0
9-Dec-20	15:42	Sunny	91.8
9-Dec-20	16:42	Sunny	104.4
9-Dec-20	17:42	Sunny	99.0
24-Dec-20	9:00	Sunny	87.5
24-Dec-20	10:00	Sunny	117.5
24-Dec-20	11:00	Sunny	110.0
30-Dec-20	9:00	Sunny	45.0
30-Dec-20	10:00	Sunny	50.4
30-Dec-20	11:00	Sunny	48.6
Average			77.7
Maximum			117.5
Minimum			45.0

APPENDIX E - 1-HOUR TSP MONITORING RESULTS

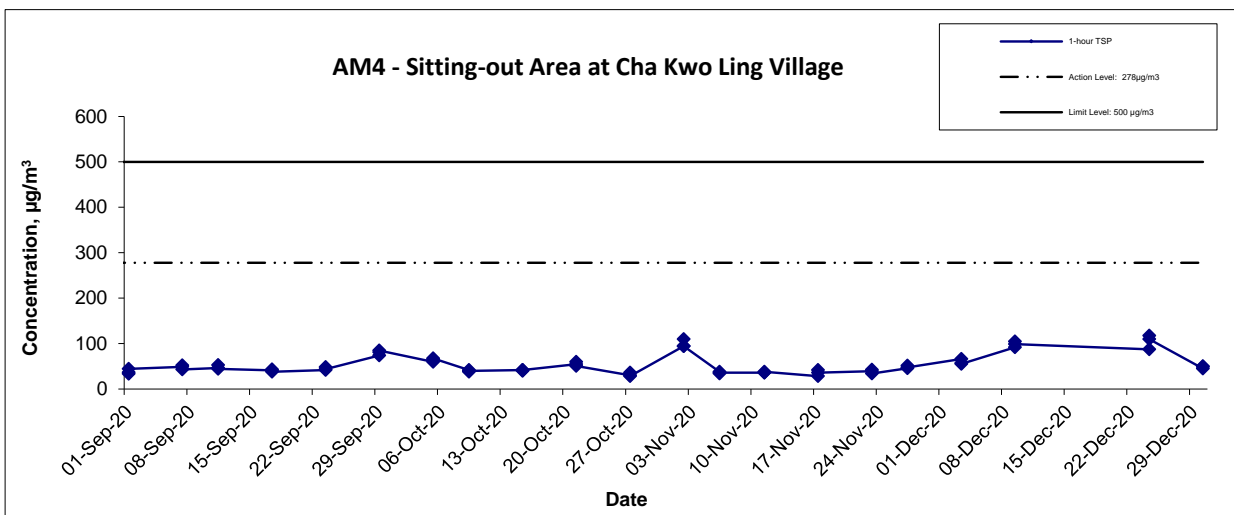
1-hr TSP Concentration Levels



Contract No. ED/2018/04 Trunk Road T2 and Infrastructure Works for Developments at the Former South Apron Graphical Presentation of 1-hour TSP Monitoring Results	Scale	Project No.	
	Date	Appendix	
	N.T.S	MA20003	
	Dec-20	E	

APPENDIX E - 1-HOUR TSP MONITORING RESULTS

1-hr TSP Concentration Levels



Notes:

1. The major activitie(s) being carried out on site during the reporting period is/are presented in Section 1.10
2. The weather conditions during the reporting month are presented in Appendix C.
3. Other factors which might affect the monitoring results are presented in Section 2.17.

Contract No. ED/2018/04 Trunk Road T2 and Infrastructure Works for Developments at the Former South Apron Graphical Presentation of 1-hour TSP Monitoring Results	Scale N.T.S	Project No. MA20003	CINOTECH
	Date Dec-20	Appendix E	