

## Appendix G - Noise Monitoring Results

Location CM1 - Nga Lai House, Yau Lai Estate Phase 1, Yau Tong							
Date	Time	Weather	Unit: dB (A) (30-min)				
			Measured Noise Level			Baseline Level	Construction Noise Level
			L <sub>eq</sub>	L <sub>10</sub>	L <sub>90</sub>	L <sub>eq</sub>	L <sub>eq</sub>
3 Dec 2020	13:45	Sunny	74.9	76.8	71.7	65.5	74
9 Dec 2020	14:00	Sunny	71.5	73.9	69.5	65.5	70
24 Dec 2020	16:45	Fine	73.2	76.1	68.6	65.5	72
30 Dec 2020	11:00	Sunny	71.9	75.4	68.1	65.5	71

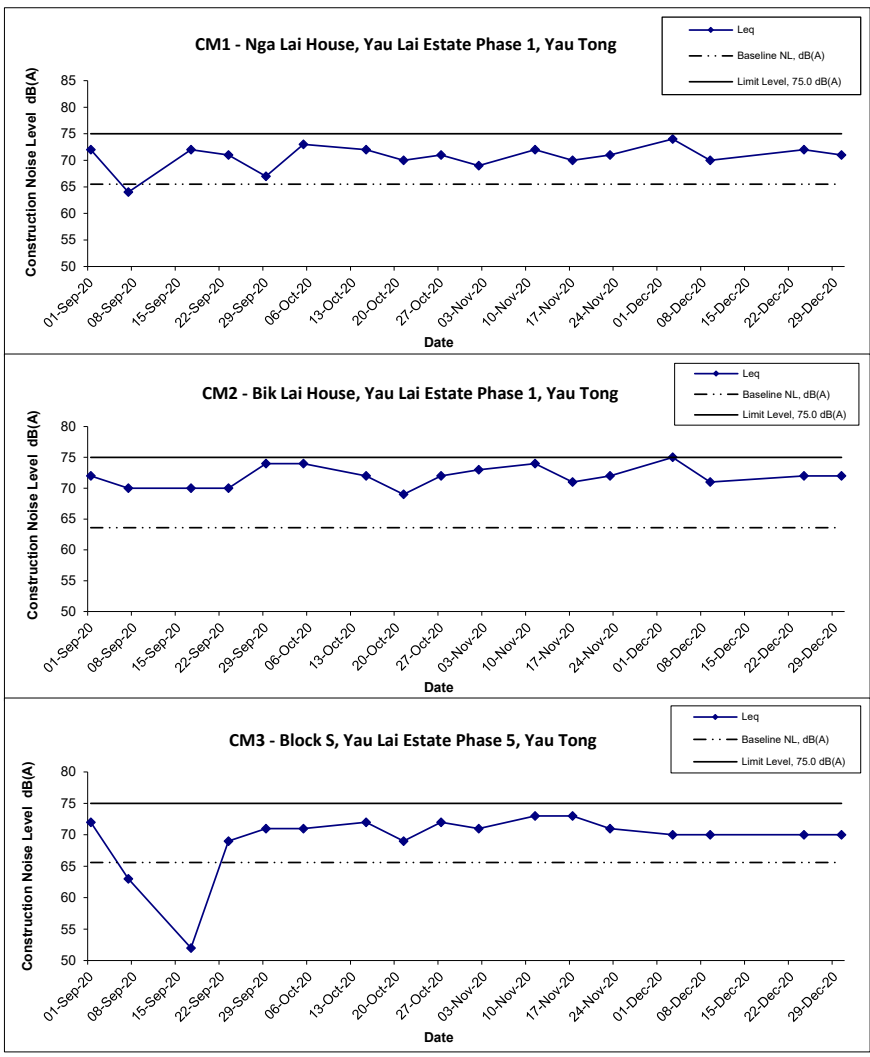
Location CM2 - Bik Lai House, Yau Lai Estate Phase 1, Yau Tong							
Date	Time	Weather	Unit: dB (A) (30-min)				
			Measured Noise Level			Baseline Level	Construction Noise Level
			L <sub>eq</sub>	L <sub>10</sub>	L <sub>90</sub>	L <sub>eq</sub>	L <sub>eq</sub>
3 Dec 2020	11:10	Sunny	75.2	77.7	70.2	63.6	75
9 Dec 2020	11:23	Sunny	72.0	74.3	70.3	63.6	71
24 Dec 2020	15:00	Fine	72.2	75.3	68.6	63.6	72
30 Dec 2020	13:00	Sunny	72.6	76.2	68.3	63.6	72

Location CM3 - Block S, Yau Lai Estate Phase 5, Yau Tong							
Date	Time	Weather	Unit: dB (A) (30-min)				
			Measured Noise Level			Baseline Level	Construction Noise Level
			L <sub>eq</sub>	L <sub>10</sub>	L <sub>90</sub>	L <sub>eq</sub>	L <sub>eq</sub>
3 Dec 2020	14:40	Sunny	71.4	73.3	68.8	65.6	70
9 Dec 2020	14:45	Sunny	71.1	74.2	68.4	65.6	70
24 Dec 2020	17:20	Cloudy	71.5	73.8	67.7	65.6	70
30 Dec 2020	14:00	Sunny	71.3	75.9	67.6	65.6	70

Location CM4 - Tin Hau Temple, Cha Kwo Ling							
Date	Time	Weather	Unit: dB (A) (30-min)				
			Measured Noise Level			Baseline Level	Construction Noise Level
			L <sub>eq</sub>	L <sub>10</sub>	L <sub>90</sub>	L <sub>eq</sub>	L <sub>eq</sub>
3 Dec 2020	15:30	Sunny	60.0	62.6	55.3	62.0	60 Measured ≤ Baseline
9 Dec 2020	15:40	Fine	60.9	64.2	54.2	62.0	61 Measured ≤ Baseline
24 Dec 2020	10:30	Fine	60.8	63.4	56.2	62.0	61 Measured ≤ Baseline
30 Dec 2020	9:00	Sunny	61.2	65.3	57.6	62.0	61 Measured ≤ Baseline

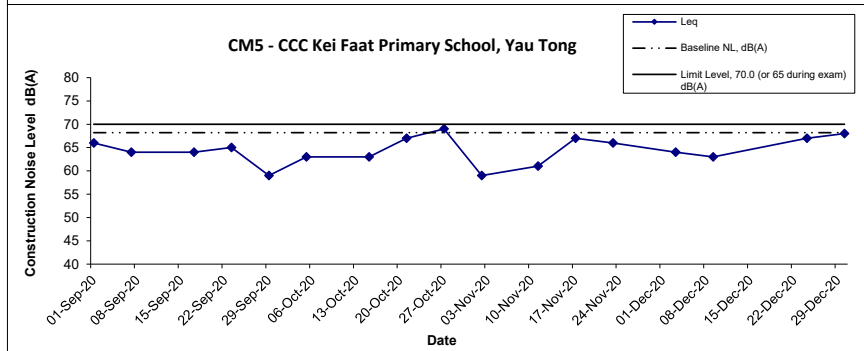
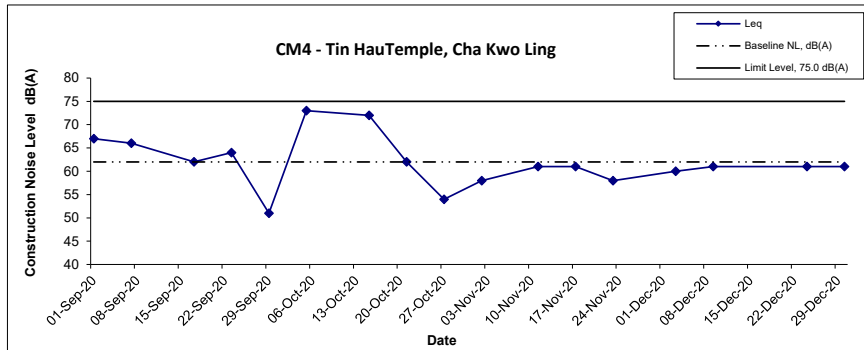
Location CM5 - CCC Kei Faat Primary School, Yau Tong							
Date	Time	Weather	Unit: dB (A) (30-min)				
			Measured Noise Level			Baseline Level	Construction Noise Level
			L <sub>eq</sub>	L <sub>10</sub>	L <sub>90</sub>	L <sub>eq</sub>	L <sub>eq</sub>
3 Dec 2020	10:00	Sunny	69.6	70.9	66.1	68.2	64
9 Dec 2020	13:04	Sunny	69.4	72.3	68.1	68.2	63
24 Dec 2020	11:30	Sunny	66.8	69.2	62.3	68.2	67 Measured ≤ Baseline
30 Dec 2020	10:00	Sunny	67.5	70.1	64.2	68.2	68 Measured ≤ Baseline

### Noise Levels



Title Contract No. ED/2018/04 Trunk Road T2 and Infrastructure Works for Developments at the Former South Apron Graphical Presentation of Construction Noise Monitoring Results	Scale	Project	CINOTECH
	N.T.S	No. MA20003	
	Date	Appendix	
	Dec 20	G	

### Noise Levels



**Notes:**

1. The major activitie(s) being carried out on site during the reporting period is/are presented in Section 1.10
2. The weather conditions during the reporting month are presented in Appendix C.
3. Other factors which might affect the monitoring results are presented in Section 3.13.

Title Contract No. ED/2018/04 Trunk Road T2 and Infrastructure Works for Developments at the Former South Apron  Graphical Presentation of Construction Noise Monitoring Results	Scale	Project	CINOTECH
	N.T.S	No. MA20003	
	Date	Appendix	
	Dec 20	G	