

Civil Engineering and Development Department

Trunk Road T2 Monthly Environmental Monitoring and Audit Report (under EP-451/2013) February 2026 (Version 1.0)

Approved By



(Environmental Team Leader:
Mr. KS Lee)

REMARKS:

The information supplied and contained within this report is, to the best of our knowledge, correct at the time of printing.

CINOTECH accepts no responsibility for changes made to this report by third parties

CINOTECH CONSULTANTS LTD
Room 1710, Technology Park,
18 On Lai Street,
Shatin, NT, Hong Kong
Tel: (852) 2151 2083 Fax: (852) 3107 1388
Email: info@cinotech.com.hk

Ref.: CEDKTD2EM00_0_0895L.26

11 March 2026

Hyder-Meinhardt Joint Venture
23/F, Two Harbour Square
180 Wai Yip Street, Kwun Tong
Kowloon, Hong Kong

By Post and Email

Attention: Mr. Edwin Ching

Dear Mr. Ching,

**Re: Agreement No. EDO 01/2019
Independent Environmental Checker for
Contract No. ED/2018/04 – Trunk Road T2 and Infrastructure Works for
Developments at the Former South Apron**

Monthly EM&A Report (February 2026) for EP-451/2013

Reference is made to the Environmental Team's submission of the Monthly EM&A Report for February 2026 (Version 1.0) certified by the ET Leader and provided to us via e-mail on 9 March 2026. We are pleased to inform you that we have no adverse comment on the captioned submission. We write to verify the captioned submission in accordance with Condition 3.4 of EP-451/2013.

Thank you for your attention. Please do not hesitate to contact the undersigned should you have any queries.

Yours sincerely,
For and on behalf of
Ramboll Hong Kong Limited



Y H Hui
Independent Environmental Checker

c.c. CEDD
BTP
Cinotech

Attn.: Mr. Tommy Wong
Attn.: Mr. Ivan Chau
Attn.: Mr. K. S. Lee

By Fax: 2739 0076
By email
By Fax: 3107 1388

Q:\Projects\CEDKTD2EM00\02 Proj_Mgt\02 Corr\CEDKTD2EM00_0_0895L.26.doc

Table of contents

Page

EXECUTIVE SUMMARY	1
Introduction.....	1
Summary of Main Works Undertaken and Key Measures Implemented.....	1
Summary of Exceedances, Investigation and Follow-up.....	2
Complaint Handling, Prosecution and Public Engagement.....	3
Reporting Changes.....	3
Future Key Issues.....	3
Review of Status and Location of Monitoring Stations.....	4
1 INTRODUCTION.....	5
Background.....	5
Purpose of the Report.....	6
Project Organizations.....	6
Construction Activities undertaken during the Reporting Month	7
Status of Environmental Licensing and Permitting	8
2. AIR QUALITY.....	10
Monitoring Requirement.....	10
Monitoring Locations.....	10
Monitoring Parameters and Frequency	10
Monitoring Equipment.....	11
Monitoring Methodology.....	11
Results and Observations.....	14
Comparison of EM&A Result with EIA Prediction	15
3 NOISE	16
Monitoring Locations.....	16
Monitoring Parameters, Frequency and Duration.....	16
Monitoring Equipment.....	17
Monitoring Methodology and QA/QC Procedure	17
Maintenance and Calibration	18
Results and Observations.....	18
Comparison of EM&A Result with EIA Prediction	19
4 WATER QUALITY.....	20
Monitoring Requirement.....	20
5 MARINE ECOLOGY	20
6 FISHERIES	21
7 LANDSCAPE AND VISUAL	21
8 CULTURAL HERITAGE.....	24
9 WASTE MANAGEMENT	24

10 ENVIRONMENTAL AUDIT	25
Site Audits.....	25
Implementation Status of Environmental Mitigation Measures	25
Implementation Status of Event and Action Plans	26
Status of Required Submission under Environmental Permit.....	26
11 ENVIRONMENTAL NON-CONFORMANCE	27
Summary of Complaint, Warning, Notification of any Summons and Successful Prosecution.	27
Summary of Exceedance.....	27
12 FUTURE KEY ISSUES.....	27
Monitoring Schedule.....	28
13 CONCLUSIONS AND RECOMMENDATIONS.....	29
Conclusions.....	29
Recommendations.....	29

LIST OF TABLES

Table I	Summary of Key Construction Work in the Reporting Month
Table II	Summary of Key Mitigation Measures Implemented in the Reporting Month
Table III	Summary of Complaint/Summons/Prosecution in the Reporting Month
Table IV	Summary Table for Site Activities in the next Reporting Period
Table V	Summary Table for Review of Status and Location of Monitoring Stations
Table 1.1	Key Project Contacts
Table 1.2	Summary of Key Construction Work in the Reporting Month
Table 1.3	Summary of Environmental License and Permit
Table 2.1	Air Quality Monitoring Locations
Table 2.2	Frequency and Parameters of Air Quality Monitoring
Table 2.3	Air Quality Monitoring Equipment
Table 2.4	Major Dust Source during Air Quality Monitoring
Table 2.5	Comparison of 1-hr TSP Monitoring Data with Predictions in EIA Report
Table 2.6	Comparison of 24-hr TSP Monitoring Data with Predictions in EIA Report
Table 3.1	Noise Monitoring Stations
Table 3.2	Frequency and Parameters of Noise Monitoring
Table 3.3	Noise Monitoring Equipment
Table 3.4	Major Noise Source during Noise Monitoring
Table 3.5	Baseline Noise Level and Noise Limit Level for Monitoring Stations
Table 3.6	Comparison of Noise Monitoring Data with Predictions in EIA Report
Table 7.1	Construction Phase Landscape and Visual Mitigation Measures
Table 7.2	Construction Phase Audit Checklist for Landscape and Visual Mitigation Measures
Table 10.1	Observations and Recommendations of Site Audit
Table 10.2	Status of Required Submission under Environmental Permit
Table 12.1	Summary Table for Site Activities and the Key Environmental Issues in the next Reporting Period

LIST OF FIGURES

- Figure 1.1 Layout Plan of the Project Site
Figure 1.2 Project Organisation for Environmental Monitoring and Audit
Figure 2 Locations of Air Quality and Construction Noise Monitoring Stations

LIST OF APPENDICES

- Appendix A Action and Limit Levels
Appendix B Environmental Monitoring Schedules
Appendix C Copies of Calibration Certificates for Air Quality Monitoring
Appendix D Weather Information
Appendix E 1-hour TSP Monitoring Results (Not used)
Appendix F 24-hour TSP Monitoring Results and Graphical Presentations
Appendix G Copies of Calibration Certificates for Noise Monitoring
Appendix H Noise Monitoring Results and Graphical Presentations
Appendix I Site Audit Summary
Appendix J Event and Action Plans
Appendix K Environmental Mitigation Implementation Schedule (EMIS)
Appendix L Summaries of Environmental Complaint, Warning, Summon and Notification of Successful Prosecution
Appendix M Summary of Exceedance
Appendix N Tentative Construction Programme
Appendix O Waste Generated in the Reporting Month

EXECUTIVE SUMMARY**Introduction**

1. This is the 72nd Environmental Monitoring and Audit (EM&A) Report prepared by the Environmental Team (ET), Cinotech Consultants Ltd., for “Trunk Road T2”. This report summarized the monitoring results and audits findings of the EM&A programme under the issued Environmental Permit (EP) No. EP-451/2013 and in accordance with the EM&A Manual (AEIAR-174/2013) during the reporting month of February 2026.

Summary of Main Works Undertaken and Key Measures Implemented

2. The main works of each works contracts undertaken during the reporting period are as follows:

Table I Summary of Key Construction Work in the Reporting Month

Contract No.	Project Title	Site Activities
ED/2018/04	Trunk Road T2 and Infrastructure Works for Developments at South Apron	<ul style="list-style-type: none"> • WVB – E&M works • WVB – External works • DPR – Parapet Installation • SUS – E&M works • LSCC – RC Structure • LSCC – Backfilling • EB – TBM Tunnelling • EB – TBM Dismantling • TSS – E&M works • CP – Tympanum construction • CP – TBM excavation • CP – Drill and Break works
ED/2020/03	Trunk Road T2 - Traffic Control And Surveillance System (TCSS) and Associated Works	<ul style="list-style-type: none"> • TCSS installation at WVB, T2 Gantry, Tunnel & SUS • Installation of Radio Sub-System at WVB

3. Implementation of the key mitigation measures during the reporting period are as follows:

Table II Summary of Key Mitigation Measures Implemented in the Reporting Month

Contract No. and Project Title	Key Mitigation Measures Implemented
ED/2018/04 - Trunk Road T2 and Infrastructure Works for Developments at South Apron	<p><i>Air Quality</i></p> <ul style="list-style-type: none"> • Sprayed water regularly on construction site area to avoid dust generation. • Excavated dusty materials were covered by impervious sheets. <p><i>Noise</i></p> <ul style="list-style-type: none"> • Air compressor was operated with door closed and have valid noise labels. • Quality Powered Mechanical Equipment (QPME) were used. • Erected noise barriers on site to minimize noise impact generated from breaking activities. <p><i>Water Quality</i></p> <ul style="list-style-type: none"> • WetSep was constructed to treat the surface runoff prior to discharge. <p><i>Landscape and Visual</i></p> <ul style="list-style-type: none"> • Tree protection zone was fenced off to protect the existing tree. <p><i>Waste Management</i></p> <ul style="list-style-type: none"> • Accumulation of construction and general waste was avoided.
ED/2020/03 - Trunk Road T2 - Traffic Control And Surveillance System (TCSS) and Associated Works	<p><i>Waste Management</i></p> <ul style="list-style-type: none"> • Accumulation of construction and general waste was avoided.

Summary of Exceedances, Investigation and Follow-up

4. Exceedance of Action/Limit levels during the reporting month (February 2026) and the investigation results and/or follow-up actions:

Air Quality Monitoring

- No Action Level exceedance for 24-hour TSP was recorded.
- No Limit Level exceedance for 24-hour TSP was recorded.
- No Action Level and Limit Level exceedance for 1-hour TSP was recorded.

Construction Noise Monitoring

- No Limit Level exceedance for day time construction noise was recorded in this reporting month.
- No Action Level exceedance was recorded in this reporting month.

Landscape and Visual Monitoring and Audit

- No non-compliance of the landscape and visual impact was recorded in the reporting month. The implementation of landscape and visual and mitigation measures was checked by a Registered Landscape Architect (RLA) during the environmental site inspections.

Complaint Handling, Prosecution and Public Engagement**Table III Summary of Complaint/Summons/Prosecution in the Reporting Month**

Event	Event Details		Follow-up/ Remedial Actions	Status/ Remarks
	Number	Brief Description		
Complaints Received	0	-	-	-
Notification of Summons and Prosecutions Received	0	-	-	-
Public Engagement Activities	0	-	-	-

Reporting Changes

5. No reporting change in this reporting month.

Future Key Issues

6. The key works or activities will be anticipated in the next reporting period are as follows:

Table IV Summary Table for Site Activities in the next Reporting Period

Contract No. and Project Title	Site Activities (March 2026)	Key Environmental Issues
ED/2018/04 - Trunk Road T2 and Infrastructure Works for Developments at South Apron	<ul style="list-style-type: none"> • WVB – E&M works • WVB – External works • DPR – Parapet installation • SUS – E&M works • LSCC – RC Structure • LSCC – Backfilling • EB – TBM Dismantling • TSS – E&M works • CP – Structure 	(A) / (B) / (C) / (D) / (E)
ED/2020/03 - Trunk Road T2 - Traffic Control And Surveillance System (TCSS) and Associated Works	<ul style="list-style-type: none"> • TCSS installation at T2 Gantry, WVB, Tunnel & SUS • Installation of Radio Sub-System at WVB 	(E)

(A) Dust generation from haul road, stockpile of dusty materials, exposed site area and excavation works;

(B) Noisy construction activity such as breaking and drilling activities

(C) Runoff from exposed slope or site area;

- (D) Wastewater and runoff discharge from site; and
- (E) Accumulation of construction and general waste.

Review of Status and Location of Monitoring Stations

7. According to the EM&A Manual (AEIAR-174/2013), the number and location of the monitoring stations and parameters should be reviewed in every six months, or on as -needed basis, in order to cater for any changes in the surrounding environmental and the nature of works in progress. The latest review was conducted in February 2026 and the review of status and location of monitoring stations are summarized as follow:

Table V Summary Table for Review of Status and Location of Monitoring Stations

Monitoring Station ID	Review Status	Follow-up Action/ Recommendation
KTD 2d	ET has reviewed the status and location of KER1, KTD 1, KTD2d, CKL1 and CKL2. To conclude, the environmental monitoring conducted at KER1, KTD 1, KTD2d, CKL 1 and CKL 2 are appropriate, and the monitoring results reflect how the sensitive receiver(s) is/are impacted by the construction activities of the Project.	N/A
KER1		
KTD 1		
CKL 1		
CKL 2		

N/A: Not Applicable

1 INTRODUCTION

Background

- 1.1 In 2009, Civil Engineering and Development Department (CEDD) commissioned a Kai Tak Development (KTD) – Trunk Road T2 and Infrastructure at South Apron Investigation. The assignment covers the provision of the Trunk Road T2 and its connections with the Central Kowloon Route (CKR) at the north apron area and the Tseung Kwan O – Lam Tin Tunnel (TKOLTT) to the south in the Cha Kwo Ling area.
- 1.2 The Trunk Road T2 Project is one of the designated Projects under Schedule 2 of the EIAO proposed in the KTD. CEDD submitted the Project Profile (No. PP-379/2009) on 24 March 2009 for application for an EIA study brief for the Trunk Road T2 Project under the EIAO. Accordingly, an EIA Study Brief (ESB-203/2009) for the Trunk Road T2 Project was issued on 30 April 2009. The Environmental Impact Assessment (EIA) Report for the Trunk Road T2 Project was approved under the Environmental Impact Assessment Ordinance (EIAO) on 19 September 2013. The corresponding Environmental Permit (EP) was issued on 19 September 2013 (EP no.: EP-451/2013).
- 1.3 The Contract No. ED/2018/04 is the main contract of Trunk Road T2 (“T2 Main Works”) which comprises mainly the design and construction of a dual two-lane trunk road of approximately 3.4km long with about 3.1km of the trunk road in form of tunnel; ventilation and administration buildings, environmental protection and mitigation works and etc. Moreover, the Contract No. ED/2020/03 is the other contract under Trunk Road T2 Project which comprises mainly design and construction of the TCSS for this Project. The EM&A programme at Kai Tak area under the Contract ED/2018/04 and ED/2020/03 are governed by the EP-451/2013 and EM&A Manual (AEIAR-174/2013). The work areas of the Trunk Road T2 Project are shown in **Figure 1** and the works to be executed under each Contract and corresponding EP are summarized as follows:

Environmental Permit	Works Description
EP-451/2013 – Trunk Road T2	<u>ED/2018/04</u> <ul style="list-style-type: none"> • Construction of highway and sub-sea tunnel connecting between Central Kowloon Route and Cha Kwo Ling Tunnel • Western & Eastern Ventilation Buildings <u>ED/2020/03</u> <ul style="list-style-type: none"> • Design and construction of TCSS for Trunk Road T2

Monitoring Works in Kai Tak under EP-451/2013

- 1.4 Under Contract No. KL/2014/03 – Kai Tak Development – Stage 3 Infrastructure Works for Development at the Southern Part of the Former Runway (“T2 Advance Works”), the baseline monitoring works in Kai Tak under the EM&A Manual (AEIAR-174/2013) were conducted by the Environmental Team (ET) for the Contract No. KL/2014/03 at the approved relocated monitoring locations (EPD reference: EP2/K19/A/21 pt.5), namely KTD1a, KTD2a & KER1a. During the impact monitoring period, monitoring locations KTD 2a and KER 1a were relocated to new locations, i.e. KTD 2b and KER 1b (EPD reference: () in EP2/K19/A/21 pt. 6 and () in EP2/K19/A/21 pt. 5) respectively. Location KTD2b was then further relocated to location KTD2c, the proposal of such relocation was submitted to EPD on 24 March 2020 and was approved by EPD on 6 April 2020 (EPD reference: () in EP2/K19/A/21 pt.7). The aforementioned relocation was effective from 9 April 2020. Since the major part of work under Contract No. KL/2014/03 has been completed and monitoring works conducted by the ET of Contract No. KL/2014/03 was determined to be ceased, the impact monitoring within the Kai

Tak area was then handed over to the ET of Contract No. ED/2018/04 on 1 August 2020. The monitoring location has been reviewed and updated to obtain the data with higher representative based on several conditions, such as distance between monitoring location and the sensitive receiver, non-project related interference, obstruction to the construction works on site and the power supply problem. The monitoring location KTD1a and KER1b has been updated to the monitoring location KTD1 and KER1 on 3 August 2020, where are the original location as proposed in the EM&A manual (AEIAR-174/2013). And the monitoring location KTD2c was remained unchanged after the aforementioned review. Location KTD2c was then further relocated to location KTD2d, the proposal of such relocation was submitted on 9 March 2021 and was approved by EPD on 27 March 2021 (EPD reference: () in EP2/K19/A/21 pt.8). The aforementioned relocation was effective from 24 May 2021. The impact monitoring for the three stations KTD1, KTD2d and KER1 are currently conducted by the ET of T2 Main Works

Monitoring Works in Cha Kwo Ling under EP-451/2013

- 1.5 The environmental impact of the remaining works in Cha Kwo Ling, under EP-451/2013, shall be monitored at the two proposed stations, namely CKL1, CKL2, in accordance to the EM&A Manual (AEIAR-174/2013). The impact monitoring for the two proposed stations shall be conducted by the ET of T2 Main Works.
- 1.6 Cinotech Consultants Ltd. Was designated as the Environmental Team (ET) to undertake the EM&A works for “Trunk Road T2 and Infrastructure Works for Developments at the Former South Apron” (hereinafter called the “Project”) and “Trunk Road T2 –Traffic Control & Surveillance System (TCSS) and Associated Works”.

Purpose of the Report

- 1.7 This is the 72nd Monthly EM&A Report which summarises the impact monitoring results and audit findings for the EM&A programme during the reporting period in February 2026.

Project Organizations

- 1.8 Different Parties with different levels of involvement in the Project organization include:
 - Permit Holder – Civil Engineering and Development Department (CEDD)
 - Supervisor Representative – Hyder-Meinhardt Joint Venture (HMJV)
 - Environmental Team (ET) – Cinotech Consultants Limited (Cinotech)
 - Independent Environmental Checker (IEC) – Ramboll Hong Kong Limited (Ramboll)
 - Contractor – Bouygues Travaux Publics (BTP) (For ED/2018/04) & GTECH Services (Hong Kong) Limited (For ED/2020/03)

1.9 The key contacts of the Project are shown in **Table 1.1**.

Table 1.1 Key Project Contacts

Party	Role	Contact Person	Phone No.
CEDD	Permit Holder	Mr. Wong Chi Wai, Tommy	3842 7111
HMJV	Supervisor Representative	Ms. Hazel Tang	2149 8524
Cinotech	Environmental Team	Mr. KS Lee (ETL)	2151 2091
		Ms. Karina Chan	2157 3880
Ramboll	Independent Environmental Checker	Mr. YH Hui	3465 2850
BTP	Contractor (ED/2018/04)	Mr. Roy Leung	6628 2685
GTECH	Contractor (ED/2020/03)	Mr. Deacon Choi	6038 3568

1.10 The Organizational Structure for Environmental Management is shown in **Figure 1.2**.

Construction Activities undertaken during the Reporting Month

1.11 The major site activities undertaken in the reporting month included:

Table 1.2 Summary of Key Construction Work in the Reporting Month

Contract No.	Project Title	Site Activities
ED/2018/04	Trunk Road T2 and Infrastructure Works for Developments at South Apron	<ul style="list-style-type: none"> • WVB – E&M works • WVB – External works • DPR – Parapet Installation • SUS – E&M works • LSCC – RC Structure • LSCC – Backfilling • EB – TBM Tunnelling • EB – TBM Dismantling • TSS – E&M works • CP – Tympanum construction • CP – TBM excavation • CP – Drill and Break works
ED/2020/03	Trunk Road T2 – Traffic Control And Surveillance System (TCSS) and Associated Works	<ul style="list-style-type: none"> • TCSS installation at WVB, T2 Gantry, Tunnel & SUS • Installation of Radio Sub-System at WVB

- 1.12 The EM&A programme requires construction noise, air quality monitoring and environmental site audit, etc. The EM&A requirements for each parameter are described in the following sections, including:
- All monitoring parameters;
 - Action and Limit levels for all environmental parameters;
 - Event Action Plans;
 - Environmental mitigation measures, as recommended in the Project EIA Report.
- 1.13 The advice on the implementation status of environmental protection and pollution control/mitigation measures is summarized in **Section 10** of this report.
- 1.14 This report presents the monitoring results, observations, locations, equipment, period, methodology and QA/QC procedures of the monitoring parameters of the required environmental monitoring works and audit works for the Project in February 2026.

Status of Environmental Licensing and Permitting

- 1.15 All permits/licenses obtained for the Project are summarized in **Table 1.3**.

Table 1.3 Summary of Environmental License and Permit

Contract No.	Permit / License No.	Valid Period		Status
		From	To	
Environmental Permit (EP)				
N/A	EP-451/2013	19 Sep 2013	N/A	Valid
Notification pursuant to Air Pollution (Construction Dust) Regulation				
ED/2018/04	Ref. No.: 451120	20 Nov 2019	N/A	Valid
ED/2020/03	Ref. No.: 483143	15 Aug 2022	N/A	Valid
Billing Account for Construction Waste Disposal				
ED/2018/04	A/C No.: 7036016	09 Dec 2019	N/A	Valid
ED/2020/03	A/C No.: 7043158	31 Jan 2022	N/A	Valid
Billing Account for Vessel Disposal				
ED/2018/04	A/C No.: 7037747 (Application No.: CEDD01302)	26 Jan 2026	25 Apr 2026	Valid
Construction Noise Permit				
ED/2018/04	CNP No. (For Launching Shaft and Barging Point): GW-RE1156-25	26 Sep 2025	25 Mar 2026	Valid
	CNP No. (For Depressed Road and Supporting Area at Kai Tak): GW-RE1241-25	20 Oct 2025	19 Apr 2026	Valid
	CNP No. (For Shing Yau Street): GW-RE1236-25	20 Oct 2025	28 Feb 2026	Valid until 28 Feb 2026
Wastewater Discharge License				
ED/2018/04	WT00039117-2021 (For Site Office and Support Area)	28 Sep 2021	30 Sep 2026	Valid
	WT0001175-2023 (For Portion Q)	26 Sep 2023	30 Sep 2028	Valid

Contract No.	Permit / License No.	Valid Period		Status
		From	To	
	WT00046131-2025 (For Launching Shaft)	14 Apr 2025	31 Jul 2030	Valid
	WT10001495-2023 (For Depressed Road & TBM Cutter Disc Workshop)	27 May 2025	31 Mar 2029	Valid
Chemical Waste Producer License				
ED/2018/04	WPN: 5213-286-B2557-03	09 Mar 2020	N/A	Valid
Marine Dumping Permit				
ED/2018/04	EP/MD/26-049	01 Jan 2026	31 Mar 2026	Valid

2. AIR QUALITY

Monitoring Requirement

- 2.1 According to the EM&A Manual (AEIAR-174/2013), 24-hour Total Suspended Particulates (TSP) monitoring was conducted to monitor the air quality for this Project. For regular impact monitoring, a sampling frequency of at least once in every six days at all of the monitoring stations for 24-hour TSP monitoring. In case of complaints, 1-hour TSP monitoring should be conducted at least three times in every six days when the highest dust impacts are likely to occur. **Appendix A** shows the established Action/Limit Levels for the environmental monitoring works.

Monitoring Locations

- 2.2 Five designated monitoring stations were selected for air quality monitoring programme. **Table 2.1** describes the air quality monitoring locations, which are also depicted in **Figure 2**.
- 2.3 The monitoring location at Kai Tak area has been reviewed and updated to obtain the data with higher representative based on several conditions, such as distance between monitoring location and the sensitive receiver, non-project related interference, obstruction to the construction works on site and the power supply problem. The monitoring location KTD1a and KER1b has been updated to KTD1 and KER1 respectively, where are the original location as proposed in the EM&A manual (AEIAR-174/2013). And the monitoring location KTD2c was remained unchanged after the aforementioned review. Monitoring location KTD2c was then further relocated to KTD2d after the review of status and location of monitoring station conducted in between February and March 2021.

Table 2.1 Air Quality Monitoring Locations

Monitoring Stations	Location
KTD1	Centre of Excellence in Paediatrics (Children's Hospital)
KTD2d	Next to the SOR Office of Trunk Road T2 in Kai Tak Area
KER1	Future Residential Development at Kerry Godown
CKL1	Flat 121 Cha Kwo Ling Village
CKL2	Flat 103 Cha Kwo Ling Village

Monitoring Parameters and Frequency

- 2.4 **Table 2.2** summarizes the monitoring parameters, monitoring period and frequencies of impact air quality monitoring. The monitoring schedule is shown in **Appendix B**.

Table 2.2 Frequency and Parameters of Air Quality Monitoring

Monitoring Stations	Parameter	Period	Frequency
KTD1, KTD2d, KER1, CKL1 & CKL2	1-hour TSP	0700 – 1900	3 times per 6 days (as required in case of complaints)
KTD1, KTD2d, KER1, CKL1 & CKL2	24-hour TSP	24 hours	Once every 6 days

Monitoring Equipment

- 2.5 High Volume Samplers (HVS) in compliance with the specification stipulated in the EM&A Manual (AEIAR-174/2013), Section 2.2.1.4, were used to carry out 24-hour TSP monitoring. Direct reading dust meter were also used to measure 1-hour average TSP levels. The 1-hour sampling was determined by HVS to check the validity and accuracy of the results measured by direct reading method.
- 2.6 Wind data monitoring equipment was set at rooftop (about 41/F) of Yau Lai Estate Bik Lai House, Lam Tin for logging wind speed and wind direction such that the wind sensors were clear of obstructions or turbulence caused by building. The wind data monitoring equipment was recalibrated at least once every six months and the wind directions were divided into 16 sectors of 22.5 degrees each. Wind data is attached in **Appendix D**.
- 2.7 **Table 2.3** summarizes the equipment used for air quality monitoring. Copies of calibration certificates are attached in **Appendix C**.

Table 2.3 Air Quality Monitoring Equipment

Equipment	Model	Quantity
HVS Sampler	TISCH Model: TE-5170 (Serial no. 0723, 1956, 10595, 1316, 5280)	5
Calibrator	TISCH Model: TE-5025A (Serial no. 3864)	1
Wind Anemometer	Davis Weather Monitor II, Model no. 7440 (Serial no. MC01010A44)	1

Monitoring Methodology

1-hour TSP Monitoring

Measuring Procedures

- 2.8 The measuring procedures of the 1-hour dust meter are in accordance with the Manufacturer's Instruction Manual as follows:

(Sibata Model No.: LD-3B/LD-5R)

- The 1-hour dust meter is placed at least 1.3 meters above ground.
- Set POWER to "ON" and make sure that the battery level was not flash or in low level.
- Allow the instrument to stand for about 3 minutes and then the cap of the air sampling inlet has been released.
- Push the knob at MEASURE position.

- Set time/mode setting to [BG] by pushing the time setting switch. Then, start the background measurement by pushing the start/stop switch once. It will take 6 sec. to complete the background measurement.
- Push the time setting switch to change the time setting display to [MANUAL] at the bottom left of the liquid crystal display. Finally, push the start/stop switch to stop the measuring after 1 hour sampling.
- Information such as sampling date, time, count value and site condition were recorded during the monitoring period.

Maintenance/Calibration

2.9 The following maintenance/calibration is required for the 1-hour dust meter:

- Check and calibrate the meter by HVS to check the validity and accuracy of the results measured by direct reading method at 2-month intervals throughout all stages of the air quality monitoring.

24-hour TSP Monitoring

Instrumentation

2.10 High volume samplers (HVS) (TISCH Model: TE-5170) complete with appropriate sampling inlets was employed for 24-hour TSP monitoring. The sampler was composed of a motor, a filter holder, a flow controller and a sampling inlet and its performance specification complied with that required by USEPA Standard Title 40, Code of Federation Regulations Chapter 1 (Part 50). Moreover, the HVS also met all the requirements in Section 2.2 of the Annex II Specification.

2.11 The positioning of the HVS samplers are as follows:

- A horizontal platform with appropriate support to secure the samplers against gusty wind shall be provided;
- No two samplers shall be placed less than 2 meters apart;
- The distance between the sampler and an obstacle, such as buildings, must be at least twice the height that the obstacle protrudes above the sampler;
- A minimum of 2 metres of separation from walls, parapets and penthouses is required for rooftop samplers;
- A minimum of 2 metres of separation from any supporting structure, measured horizontally is required;
- No furnace or incinerator flue is nearby;
- Airflow around the sampler is unrestricted;
- The sampler is more than 20 metres from the dripline;
- Any wire fence and gate, to protect the sampler, shall not cause any obstruction during monitoring;
- Permission must be obtained to set up the samplers and to obtain access to the monitoring stations; and
- A secured supply of electricity is needed to operate the samplers.

Operating/analytical procedures for the operation of HVS

2.12 Operating/analytical procedures for the air quality monitoring are highlighted as follows:

- Prior to the commencement of the dust sampling, the flow rate of the high-volume sampler was properly set (between 0.6 m³/min. and 1.7 m³/min.) in accordance with the EM&A manual (AEIAR-174/2013). The flow rate shall be indicated on the flow rate chart.
- For TSP sampling, fiberglass filters with a collection efficiency of > 99% for particles of 0.3µm diameter were used.
- The power supply was checked to ensure the sampler worked properly. On sampling, the sampler was operated for 5 minutes to establish thermal equilibrium before placing any filter media at the designated air monitoring station.
- The filter holding frame was then removed by loosening the four nuts and a weighted and conditioned filter was carefully cantered with the stamped number upwards, on a supporting screen.
- The filter was aligned on the screen so that the gasket formed an airtight seal on the outer edges of the filter. Then the filter holding frame was tightened to the filter holder with swing bolts. The applied pressure should be sufficient to avoid air leakage at the edges.
- The shelter lid was closed and secured with the aluminium strip.
- The timer was then programmed. Information was recorded on the record sheet, which included the starting time, the weather condition and the filter number (the initial weight of the filter paper can be found out by using the filter number).
- After sampling, the filter was removed and sent to the HOKLAS laboratory (High Precision Chemical Testing Ltd.) for weighing. The elapsed time was also recorded.
- Before weighing, all filters were equilibrated in a conditioning environment for 24 hours. The conditioning environment temperature should be between 25°C and 30°C and not vary by more than ±3°C; the relative humidity (RH) should be < 50% and not vary by more than ±5%. A convenient working RH is 40%.

Maintenance/Calibration

2.13 The following maintenance/calibration is required for the HVS:

- The high-volume motors and their accessories were properly maintained. Appropriate maintenance such as routine motor brushes replacement and electrical wiring checking was made to ensure that the equipment and necessary power supply are in good working condition.
- High volume samplers were calibrated at bi-monthly intervals using TE-5025A Calibration Kit throughout all stages of the air quality monitoring.

Results and Observations

- 2.14 Impact air quality monitoring was conducted at five monitoring stations as scheduled. The monitoring schedule is shown in **Appendix B**.
- 2.15 No Action Level nor Limit Level exceedance were recorded for 24-hour TSP monitoring in the reporting month. No exceedance of 24-hour TSP was considered as **project related** and no exceedance of 24-hour TSP was considered as **non-project related**. Details of the exceedance are presented in **Appendix M**.
- 2.16 The air temperature, relative humidity, and the precipitation data were obtained from daily extracts of Hong Kong Observatory Climate Information Service. This weather information for the reporting month is summarized in **Appendix D**.
- 2.17 The monitoring data and graphical presentations of 24-hour TSP monitoring results are shown in **Appendix F**.
- 2.18 According to field observations observed in the reporting period, the major dust source identified at the designated air quality monitoring stations are as follows:

Table 2.4 Major Dust Source during Air Quality Monitoring

Monitoring Stations	Major Dust Source
KTD 1 - Centre of Excellence in Paediatrics (Children's Hospital)	<ul style="list-style-type: none"> Project related construction activities (i.e., Loading and unloading of C&D wastes, excavating works); Vehicle movement in the site; Construction activities at the nearby construction sites of New Acute Hospital; and, Road traffic along Shing Fung Road, Shing Cheong Road, Cheung Yip Street, Kai Hing Road and Kwun Tong Bypass.
KER 1 – Future Residential Development at Kerry Godown	
KTD 2d – Next to the SOR Office of Trunk Road T2 in Kai Tak Area	<ul style="list-style-type: none"> Vehicle movement in the nearby site; and, Non-project related construction activities (i.e. excavating work at the nearby construction site)
CKL1 - Flat 121 Cha Kwo Ling Village	<ul style="list-style-type: none"> Road Traffic along Cha Kwo Ling Road
CKL2 - Flat 103 Cha Kwo Ling Village	<ul style="list-style-type: none"> Road Traffic along Cha Kwo Ling Road

Comparison of EM&A Result with EIA Prediction

2.19 The air monitoring data was compared with the predictions in Table 4.14 of EIA Report, AEIAR-174/2013 (as approved in 2013) as summarised in **Table 2.6** for 24-hour TSP.

Table 2.6 Comparison of 24-hr TSP Monitoring Data with Predictions in EIA Report

Monitoring Stations	ASR ID	Predicted Maximum 24-hr TSP Concentration in EIA Report (AEIAR-174/2013), $\mu\text{g}/\text{m}^3$	Maximum 24-hr TSP Concentration in the Reporting Month (February 2026), $\mu\text{g}/\text{m}^3$
KTD 1 - Centre of Excellence in Paediatrics (Children's Hospital)	KTD3	126	69.6
KTD 2d – Next to the SOR Office of Trunk Road T2 in Kai Tak Area	N/A ⁽¹⁾	N/A ⁽¹⁾	96.3
KER 1 – Future Residential Development at Kerry Godown	KTD6	169	116.3
CKL1 - Flat 121 Cha Kwo Ling Village	N/A ⁽¹⁾	N/A ⁽¹⁾	139.1
CKL2 - Flat 103 Cha Kwo Ling Village	N/A ⁽¹⁾	N/A ⁽¹⁾	88.8

Remarks:

(1) No 24-hr TSP concentration was predicted in EIA Report (AEIAR-174/2013)

2.20 In the reporting month, the 24-hour TSP concentration at KER1 and KTD1 were lower than the prediction in the EIA Report, AEIAR-174/2013 (as approved in 2013). No Action Level nor Limit Level exceedance for 24-hour TSP was recorded in the reporting period.

3 NOISE

Monitoring Requirement

- 3.1 According to the EM&A Manual (AEIAR-174/2013), construction noise monitoring was conducted to monitor the construction noise arising from the construction activities. The regular monitoring frequency for each monitoring station shall be on a weekly basis and conduct one set of measurements between 0700 and 1900 hours on normal weekdays. **Appendix A** shows the established Action and Limit Levels for the environmental monitoring works.

Monitoring Locations

- 3.2 Noise monitoring was conducted at five designated monitoring stations, namely KTD1, KTD2d, KER1, CKL1 and CKL2 in the reporting period. **Table 3.1** and **Figure 2** show the locations of these stations.
- 3.3 The monitoring location at Kai Tak area has been reviewed and updated to obtain the data with higher representative based on several conditions, such as distance between monitoring location and the sensitive receiver, non-project related interference, obstruction to the construction works on site and the power supply problem. The monitoring location KTD1a and KER1b has been updated to KTD1 and KER1 respectively, where are the original location as proposed in the EM&A manual (AEIAR-174/2013). And the monitoring location KTD2c was remained unchanged after the aforementioned review. Monitoring location KTD2c was then further relocated to KTD2d after the review of status and location of monitoring station conducted in between February and March 2021.

Table 3.1 Noise Monitoring Stations

Monitoring Stations	Location
KTD1	Centre of Excellence in Paediatrics (Children’s Hospital)
KTD2d	Next to the SOR Office of Trunk Road T2 in Kai Tak Area
KER1	Future Residential Development at Kerry Godown
CKL1	Flat 121 Cha Kwo Ling Village
CKL2	Flat 103 Cha Kwo Ling Village

Monitoring Parameters, Frequency and Duration

- 3.4 **Table 3.2** summarizes the monitoring parameters, frequency and total duration of monitoring. The noise monitoring schedule is shown in **Appendix B**.

Table 3.2 Frequency and Parameters of Noise Monitoring

Monitoring Stations	Time Period	Duration	Frequency	Parameter	Measurement
KTD1	0700-1900 hrs on normal weekdays	30 minutes	Once per week	L ₁₀ (30 min.) dB(A)	Façade Measurement
KTD2d					Free Field Measurement
KER1					Free Field Measurement
CKL1					Free Field Measurement
CKL2					Free Field Measurement

Monitoring Equipment

3.5 Integrating Sound Level Meter was used for impact noise monitoring. The meters were Type 1 sound level meter capable of giving a continuous readout of the noise level readings including equivalent continuous sound pressure level (L_{eq}) and percentile sound pressure level (L_x) that also complied with International Electrotechnical Commission Publications 651:1979 (Type 1) and 804:1985 (Type 1) specifications. **Table 3.3** summarizes the noise monitoring equipment being used within the reporting period. Copies of calibration certificates are attached in **Appendix G**.

Table 3.3 Noise Monitoring Equipment

Equipment	Model	Quantity
Integrating Sound Level Meter	BSWA 308 (Serial no. 620091, 620249, 620258)	3
Calibrator	AWA6021A (Serial no.1023253, 1023064)	2

Monitoring Methodology and QA/QC Procedure

3.6 The monitoring procedures are as follows:

- The monitoring station was normally be at a point 1m from the exterior of the sensitive receivers building façade and be at a position 1.2m above the ground.
- For free field measurement, the meter was positioned away from any nearby reflective surfaces. All records for free field noise levels were adjusted with a correction of +3 dB(A).
- The battery condition was checked to ensure the correct functioning of the meter.
- Parameters such as frequency weighting, the time weighting and the measurement time were set as follows:
 - Frequency weighting: A
 - Time weighting: Fast
 - Time measurement: 30 minutes
- Prior to and after each noise measurement, the meter was calibrated using a Calibrator for 94.0 dB at 1000 Hz. If the difference in the calibration level before and after measurement

was more than 1.0 dB, the measurement would be considered invalid and repeat of noise measurement would be required after re-calibration or repair of the equipment.

- The wind speed was frequently checked with the portable wind meter.
- At the end of the monitoring period, the L_{eq} , L_{90} and L_{10} were recorded. In addition, site conditions and noise sources were recorded on a standard record sheet.
- Noise monitoring would be cancelled in the presence of fog, rain, and wind with a steady speed exceeding 5 m/s, or wind with gusts exceeding 10 m/s. Supplementary monitoring would be provided to ensure sufficient data would be obtained.

Maintenance and Calibration

- 3.7 The microphone head of the sound level meter and calibrator were cleaned with a soft cloth at quarterly intervals.
- 3.8 The sound level meter and calibrator were checked and calibrated at yearly intervals.
- 3.9 Immediately prior to and following each noise measurement the accuracy of the sound level meter was checked using an acoustic calibrator generating a known sound pressure level at a known frequency. Measurements were accepted as valid only if the calibration levels from before and after the noise measurement agree to within 1.0 dB.

Results and Observations

- 3.10 Impact noise monitoring was conducted at five monitoring stations as scheduled. The monitoring schedule is shown in **Appendix B**. No Action Level and no Level exceedance was recorded for day time construction noise monitoring in the reporting month.
- 3.11 Noise monitoring results and graphical presentations are shown in **Appendix H**.
- 3.12 According to field observations observed in the reporting period, the major noise sources identified at the noise monitoring stations are shown in **Table 3.4**.

Table 3.4 Other Noise Source Identified during Noise Monitoring

Monitoring Stations	Major Noise Source
KTD 1	<ul style="list-style-type: none"> • Project related construction activities (Loading and unloading of C&D waste, travel of vehicles, use of PME and other plants, and other construction activities); • Vehicle movement in the site; • Road traffic along Shing Cheong Road; and, • Non-project related construction activities at the nearby construction site of New Acute Hospital.
KTD 2d	<ul style="list-style-type: none"> • Vehicle movement in the nearby site; and, • Non-project related construction activities (i.e. excavating work at the nearby construction site).
KER 1	<ul style="list-style-type: none"> • Road traffic along Kai Hing Road; and, • Project related construction activities (Travel of vehicles, use of PME and other plants, and other construction activities).
CKL1	<ul style="list-style-type: none"> • Road traffic along Cha Kwo Ling Road.
CKL2	<ul style="list-style-type: none"> • Road traffic along Cha Kwo Ling Road.

3.13 The baseline noise level and the Noise Limit Level at each designated noise monitoring station are presented in **Table 3.5**.

Table 3.5 Baseline Noise Level and Noise Limit Level for Monitoring Stations

Monitoring Stations	Baseline Noise Level, dB (A) (at 0700 – 1900 hrs on normal weekdays)	Noise Limit Level, dB (A) (at 0700 – 1900 hrs on normal weekdays)
KTD1	78	75
KTD2d	64	
KER1	65	
CKL1	72.4	
CKL2	71.4	

Comparison of EM&A Result with EIA Prediction

3.14 The noise monitoring data was compared with the predictions in Table 5.13 of EIA Report (AEIAR-174/2013) as summarised in **Table 3.6**.

Table 3.6 Maximum Predicted Mitigated Construction Noise Levels in EIA Report

Monitoring Stations	NSR ID	Maximum Predicted Mitigated Construction Noise Levels in EIA Report (AEIAR-174/2013), dB(A)	Maximum Construction Noise Levels in the Reporting Month (February 2026), Leq (30min) dB(A)
KTD1 - Centre of Excellence in Paediatrics (Children's Hospital)	KTD1	74	72.1
KTD2d – Next to the SOR Office of Trunk Road T2 in Kai Tak Area	N/A ⁽¹⁾	N/A ⁽¹⁾	65
KER1 – Future Residential Development at Kerry Godown	KER1	75	70
CKL1 - Flat 121 Cha Kwo Ling Village	CKL4	71	73
CKL2 - Flat 103 Cha Kwo Ling Village	CKL5	69	73

Remarks:

(1): No Maximum Predicted Mitigated Construction Noise Levels was predicted in EIA Report (AEIAR-174/2013)

3.15 The result at CKL1, CKL2 were higher than the maximum predicted mitigated construction noise level in the EIA Report, AEIAR-174/2013 (as approved in 2013), this may be due to fluctuations of traffic flow along Cha Kwo Ling Road. Besides, the result at KTD1 and KER1 were lower than the maximum predicted mitigated construction noise level in the EIA Report. No Action Level and no Limit Level exceedance were recorded in the reporting period.

4 WATER QUALITY

Monitoring Requirement

- 4.1 According to Section 4.3.1.1 of EM&A Manual (AEIAR-174/2013), no water quality monitoring is required during the construction phase.
- 4.2 According to Section 4.3.1.5 of EM&A Manual (AEIAR-174/2013), compliance site audits are to be undertaken by the Engineer and ET and escorted by the Contractor to ensure that a valid discharge license has been issued by the EPD prior to the discharge of the effluent from the construction activities of the Project site. Monitoring of the quality of the treated effluent from the works areas should be carried out in accordance with the Water Pollution Control Ordinance (WPCO) license. The audit results reflect whether the effluent quality is in compliance with the discharge license requirements, the summaries of site audits are attached in **Appendix I**.
- 4.3 In the event of non-compliance, the responsibilities of the relevant parties are detailed in the Event / Action plan attached in **Appendix J**.

5 MARINE ECOLOGY

- 5.1 According to Section 5.3.1.1 of EM&A Manual (AEIAR-174/2013), ET will be required to undertake audit of good site practice for habitat protection as detailed below. The summaries of site audits are attached in **Appendix I**.
 - Avoid damage and disturbance to the remaining and surrounding natural habitat;
 - Ensure placement of equipment is within designated areas within the existing disturbed land;
 - Ensure construction activities are restricted to within the proposed works boundary;
 - Ensure spoil heaps are be covered at all times;
 - Ensure that disturbed areas are reinstated immediately after completion of the works; and
 - Ensure enhancement planting works undertaken.

6 FISHERIES

- 6.1 According to Section 6.3.1.2 of EM&A Manual (AEIAR-174/2013), no specific fisheries monitoring and audit programme is required during the construction phase.
- 6.2 The implementation of the water quality mitigation measures stated in the Water Quality Impact Assessment (Refer to Section 6 of the EIA Report (AEIAR-174/2013)) will be audited as part of the EM&A procedures during the construction period and the details are presented in **Section 4.2** of this Report. The summaries of site audits are attached in **Appendix I**.

7 LANDSCAPE AND VISUAL

- 7.1 According to the EM&A Manual (AEIAR-174/2013), a series of mitigation measures were recommended to ameliorate the landscape and visual impacts of the Project. The mitigation measures for construction stage are summarized in **Table 7.1** below and provided in **Appendix K**:

Table 7.1 Construction Phase Landscape and Visual Mitigation Measures

ID No.	Landscape and Visual Mitigation Measure
CM1	All works shall be carefully designed to minimize impacts on existing landscape resources and visually sensitive receivers. Existing trees within works area shall be retained and protected.
CM2	Existing trees of good quality and condition that are unavoidably affected by the works should be transplanted.
CM3	Not used.
CM4	Not used.
CM5	Large temporary stockpiles of excavated material shall be covered with unobtrusive sheeting to prevent dust and dirt spreading to adjacent landscape areas and vegetation, and to create a neat and tidy visual appearance.
CM6	Construction plant and building material shall be orderly and carefully stored in order to create a neat and tidy visual appearance
CM7	Erection of decorative screen hoarding should be designed to be compatible with the existing urban context.
CM8	All lighting in construction site shall be carefully controlled to minimize light pollution and night-time glare to nearby residences and GIC user. The contractor shall consider other security measures, which shall minimize the visual impacts.

- 7.2 A specialist Landscape Sub-Contractor should be employed by the Contractor for the implementation of landscape construction works and subsequent maintenance operations during the establishment period. It is proposed that the planting works will be on-site and the planting should be completed during the construction contract. The monitoring of the planting establishment should be undertaken for a 12-month period which could extend throughout the Contractor's one-year maintenance period, which will be within the first operational year of the Project.
- 7.3 All measures undertaken by both the Contractor and the specialist Landscape Sub-Contractor during the construction phase and first year of the operational phase shall be audited by a Registered Landscape Architect (RLA), as a member of the Environmental Team (ET), on a regular basis to ensure compliance with the intended aims of the measures. To fulfil the aforementioned requirements, on-site landscape and visual mitigation measures were audited by RLA in the reporting month.
- 7.4 According to Section 7.3.1.2 of the EM&A Manual (AEIAR-174/2013), site audits shall be undertaken at least once every two weeks throughout the construction period to monitor and audit the timely implementation of landscape and visual mitigation measures within the site boundaries of this Project.
- 7.5 The broad scope of the audit is detailed below but should also be undertaken with reference to the more specific checklist provided in **Table 7.2**. The summaries of site audits are attached in **Appendix I**:
- The extent of the agreed works areas should be regularly checked during the construction phase. Any trespass by the Contractor outside the limit of the works, including any damage to existing trees and soft landscape areas shall be prohibited;
 - the progress of the engineering works should be regularly reviewed on site to identify the earliest practical opportunities for the landscape works to be undertaken;
 - all existing trees and vegetation within the study area which are not directly affected by the works are retained and protected;
 - the methods of protecting existing vegetation proposed by the Contractor are acceptable and enforced;
 - preparation, lifting transport and re-planting operations for any transplanted trees;
 - all landscaping works are carried out in accordance with the specifications;
 - the planting of new trees, shrubs, groundcover, climbers, ferns, grasses and other plants, together with the replanting of any transplanted trees are carried out properly and within the right season; and
 - all necessary horticultural operations and replacement planting are undertaken throughout the Establishment Period to ensure the healthy establishment and growth of both transplanted trees and all newly established plants.

Table 7.2 Construction Phase Audit Checklist for Landscape and Visual Mitigation Measures

Area of Works	Items to be Monitored
Advance planting	Monitoring of implementation and maintenance of planting, and against possible incursion, physical damage, fire, pollution, surface erosion, etc.
Protection of all trees and existing soft landscape areas to be retained	Identification and demarcation of trees / vegetation to be retained, erection of physical protection (e.g. fencing), monitoring against possible incursion, physical damage, fire, pollution, surface erosion, etc.
Clearance of existing vegetation	Identification and demarcation of trees / vegetation to be cleared, checking of extent of works to minimise damage, monitoring of adjacent areas against possible incursion, physical damage, fire, pollution, surface erosion, etc.
Pruning of trees	Identification and demarcation of trees / vegetation to be pruned, monitoring of extent of pruning to minimise damage, timing of operations, implementation of all stages of preparatory and pruning works, and maintenance of pruned vegetation, etc.
Plant supply	Monitoring of operations relating to the supply of specialist plant material (including the collecting, germination and growth of plants from seed) to ensure that plants will be available in time to be used within the construction works.
Soiling, planting, etc.	Monitoring of implementation and maintenance of soiling and planting works and against possible incursion, physical damage, fire, pollution, surface erosion, etc.
Site fencing and hoarding	Implementation and maintenance, to ensure compliance with agreed designs and check that it matches the surrounding environment and does not cause visual intrusion.
Architectural treatment of engineering works.	Implementation and maintenance of mitigation measures, to ensure compliance with agreed designs as applicable.
Establishment Works	Monitoring of implementation of maintenance operations during Establishment Period.

7.6 In the event of non-compliance, the responsibilities of the relevant parties are detailed in the Event / Action plan attached in **Appendix J**.

7.7 In the reporting month, no non-compliance of the landscape and visual mitigation measures was recorded by RLA.

8 CULTURAL HERITAGE

- 8.1 According to Section 8.3.1.1 of EM&A Manual (AEIAR-174/2013), as a precautionary measure, it is recommended that if any antiquity or supposed antiquity is discovered during the course of the excavation works undertaken by the Contractor, the discovery shall be reported to the AMO immediately and all necessary measures taken to preserve it.
- 8.2 According to Section 8.3.1.2 of EM&A Manual (AEIAR-174/2013), no EM&A is required during the construction and operational phase.

9 WASTE MANAGEMENT

- 9.1 According to Section 9.3.1.1 of EM&A Manual (AEIAR-174/2013), the effective management of waste arisings during the construction phase will be monitored through the site audit programme. Regular audits and site inspections should be carried out by the Engineer, ET and Contractor to ensure that the recommended good site practices and other mitigation measures are implemented by the Contractor. The summaries of site audits are attached in **Appendix I**.
- 9.2 According to Sections 9.3.1.3 and 9.3.1.4 of EM&A Manual (AEIAR-174/2013), documents including licenses, permits, disposal and recycling records should be reviewed and audited during site audits for the compliance with the legislation and contract requirements to ensure proper records are being maintained and procedures undertaken in accordance with the Waste Management Plan.
- 9.3 With reference to the relevant handing records of this Project, the quantities of different types of waste generated in the reporting month are summarized and presented in the **Appendix O**.

10 ENVIRONMENTAL AUDIT

Site Audits

10.1 Site audits were carried out on a weekly basis to monitor the timely implementation of proper environmental management practices and mitigation measures in the Project site. The summaries of site audits are attached in **Appendix I**.

10.2 Site audits for each contract were conducted as follows.

- ED/2018/04 – Site audit was conducted on 05, 12, 20 & 26 February 2026 in the reporting month. Site inspection of the IEC was conducted on 05 February 2026. No non-compliances were observed during site audits.
- ED/2020/03 – Site audit was conducted on 05, 13, 20 & 26 February 2026 in the reporting month. Site inspection of the IEC was conducted on 13 February 2026. No non-compliance was observed during the site audits.

Implementation Status of Environmental Mitigation Measures

10.3 According to Environmental Permits, the approved EIA Reports (Register No.: AEIAR-174/2013 and AEIAR-173/2013), and the EM&A Manuals of the Project (AEIAR-174/2013 and AEIAR-173/2013), the mitigation measures detailed in the documents are recommended to be implemented during the construction phase. An Environmental Mitigation Implementation Schedule (EMIS) is provided in **Appendix K**.

10.4 The ET weekly site inspections were carried out during the reporting month and the observations and recommendations are summarized in **Table 10.1**. Refer to **Appendix I** for the site inspection summary reports in the reporting month.

Table 10.1 Observations and Recommendations of Site Audit

Parameters	Date	Observations and Recommendations	Follow-up
<i>Air Quality</i>	29 Jan 26	Stockpile of dusty material should be covered.	Stockpile of dusty material was covered.
	29 Jan 26	Water spraying should be provided to the constant area near to VB.	Water spraying was provided to the constant area near to VB.
<i>Noise</i>	N/A	There was no observation in the reporting period.	N/A
<i>Water Quality</i>	N/A	There was no observation in the reporting period.	N/A
<i>Ecology</i>	N/A	There was no observation in the reporting period.	N/A
<i>Landscape and Visual</i>	N/A	There was no observation in the reporting period.	N/A

Parameters	Date	Observations and Recommendations	Follow-up
<i>Waste/Chemical Management</i>	05 Feb 26	Drip tray should be provided to the oil drum at the tunnel.	Oil drum was removed.
<i>Permits/Licences</i>	N/A	There was no observation in the reporting period.	N/A

Implementation Status of Event and Action Plans

10.5 The Event and Action Plans for air quality, construction noise, and landscape and visual are presented in **Appendix J**.

Air Quality Monitoring

- No Action Level nor Limit Level exceedance for 24-hour TSP monitoring was recorded in the reporting month.

Construction Noise Monitoring

- No Action Level and no Limit Level exceedance was recorded in the reporting month.

Landscape and Visual

- No landscape and visual non-conformity were recorded.

Status of Required Submission under Environmental Permit

10.6 According the Section 11.3.2.1 (c) of the EM&A Manual (AEIAR-174/2013), status of required submission under EP-451/2013 during the reporting period are summarized in **Table 10.2**.

Table 10.2 Status of Required Submission under Environmental Permit

EP Condition	Submission	Submission Date
EP-451/2013		
Condition 2.3	Management Organization of Main Construction Companies for ED/2018/04	20 January 2020
Condition 2.3	Management Organization of Main Construction Companies for ED/2020/03	21 March 2023
Condition 2.4	Design Drawing of the Project	20 January 2020
Condition 2.5	Landscape Mitigation Plan (Rev. F)	25 November 2022
Condition 2.10 (a)	Supplementary Contamination Assessment Plan	18 December 2015
Condition 2.10 (b)	Supplementary Contamination Assessment Report	6 December 2016

EP Condition	Submission	Submission Date
Condition 3.3	Updated Baseline Monitoring Report	3 November 2020
Condition 3.4	Monthly EM&A Report (January 2026) for ED/2018/04 and ED/2020/03	13 February 2026

11 ENVIRONMENTAL NON-CONFORMANCE

Summary of Complaint, Warning, Notification of any Summons and Successful Prosecution

11.1 The summaries of environmental complaint, warning, summon and notification of successful prosecution for the Project is presented in **Appendix L**.

Summary of Exceedance

11.2 The summary of exceedance record in the reporting month is shown in **Appendix M**.

11.3 No non-conformity was recorded for landscape and visual inspections conducted in the reporting month.

12 FUTURE KEY ISSUES

12.1 Tentative construction programmes for the next three months are provided in **Appendix N**.

12.2 Major site activities undertaken for the coming months and the key environmental issues are summarized as follows:

Table 12.1 Summary Table for Site Activities and the Key Environmental Issues in the next Reporting Period

Contract No. and Project Title	Site Activities (March 2026)	Key Environmental Issues
ED/2018/04 - Trunk Road T2 and Infrastructure Works for Developments at South Apron	<ul style="list-style-type: none"> • WVB – E&M works • WVB – External works • DPR – Parapet installation • SUS – E&M works • LSCC – RC Structure • LSCC – Backfilling • EB – TBM Dismantling • TSS – E&M works • CP – Structure 	<ul style="list-style-type: none"> • Dust generation from haul road, stockpile of dusty materials, exposed site area and excavation works; • Noisy construction activity such as breaking and drilling activities • Runoff from exposed slope or site area; • Wastewater and runoff discharge from site; and

Contract No. and Project Title	Site Activities (March 2026)	Key Environmental Issues
		<ul style="list-style-type: none"> • Accumulation of construction and general waste.
ED/2020/03 - Trunk Road T2 - Traffic Control And Surveillance System (TCSS) and Associated Works	<ul style="list-style-type: none"> • TCSS installation at T2 Gantry, WVB, Tunnel & SUS • Installation of Radio Sub-System at WVB 	<ul style="list-style-type: none"> • Accumulation of construction and general waste.

Monitoring Schedule

12.3 The tentative environmental monitoring schedule for the next three months are shown in **Appendix B**.

13 CONCLUSIONS AND RECOMMENDATIONS

Conclusions

- 13.1 This is the 72nd Monthly EM&A Report which presents the EM&A works undertaken during the reporting month in accordance with the EM&A Manual (AEIAR-174/2013) and the requirement under EP.

Air Quality Monitoring

- 13.2 No Action and no Limit Level exceedance was recorded for 1-hour TSP monitoring in the reporting month.
- 13.3 No Action Level nor Limit Level exceedance was recorded for 24-hour TSP monitoring in the reporting month.

Construction Noise Monitoring

- 13.4 No Limit Level exceedance was recorded for day-time construction noise monitoring in the reporting month.
- 13.5 No Action Level exceedance was recorded in the reporting month.

Site Audit

- 13.6 Four (4) ET joint weekly environmental site inspections were conducted for the Contact No. ED/2018/04 in the reporting month.
- 13.7 Four (4) ET joint environmental site inspections were conducted for the Contact No. ED/2020/03 in the reporting month.

Complaint, Notification of Summons and Successful Prosecution

- 13.8 No environmental complaint was received in the reporting month. No notifications of summons and successful prosecutions were received in the reporting month.

Recommendations

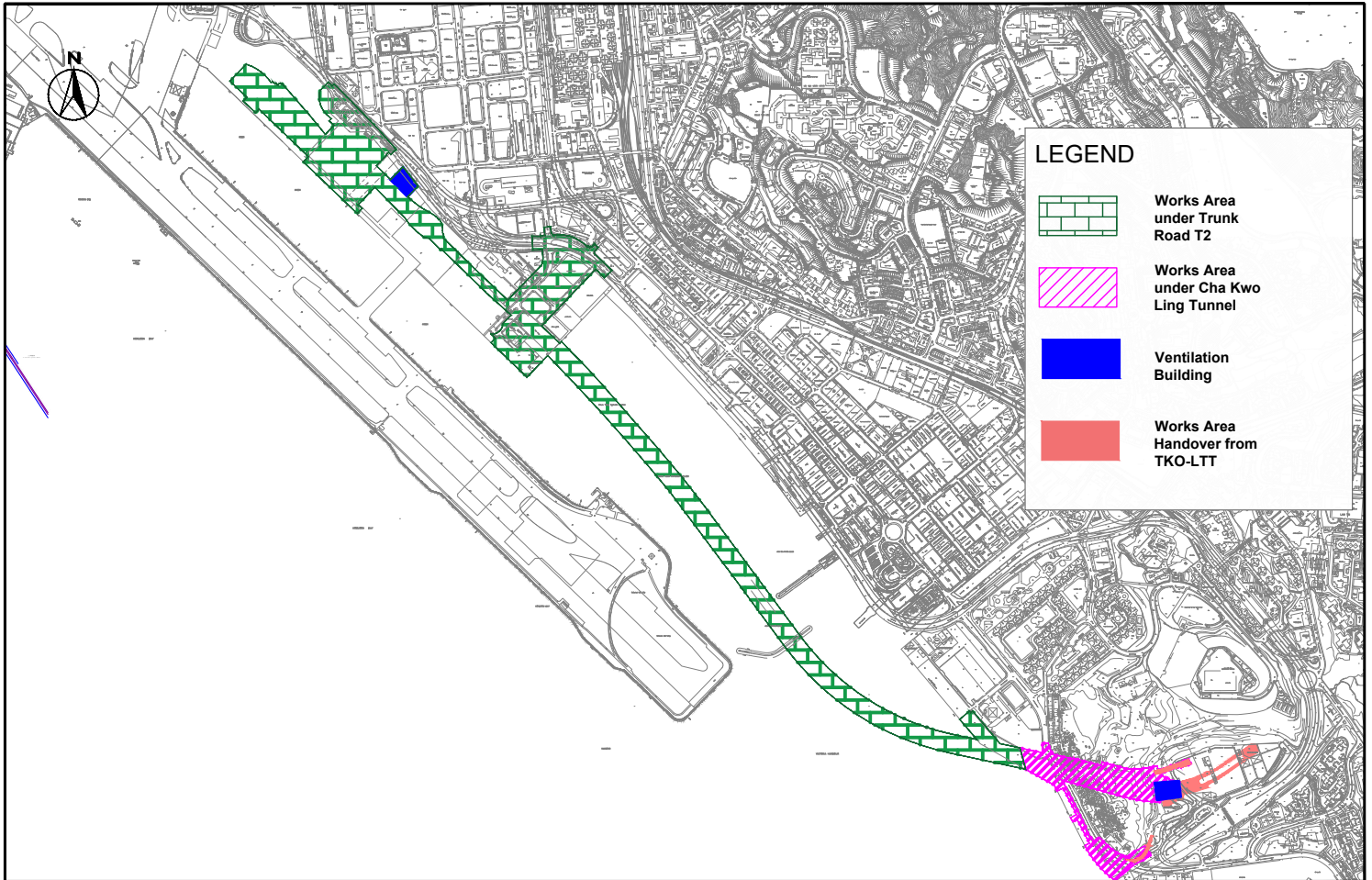
- 13.9 According to the environmental audit performed in the reporting month, the following recommendations were made.:

ED/2018/04





Waste Management

- Drip tray should be provided to the chemical container to avoid potential chemical leakage.

FIGURES



LEGEND

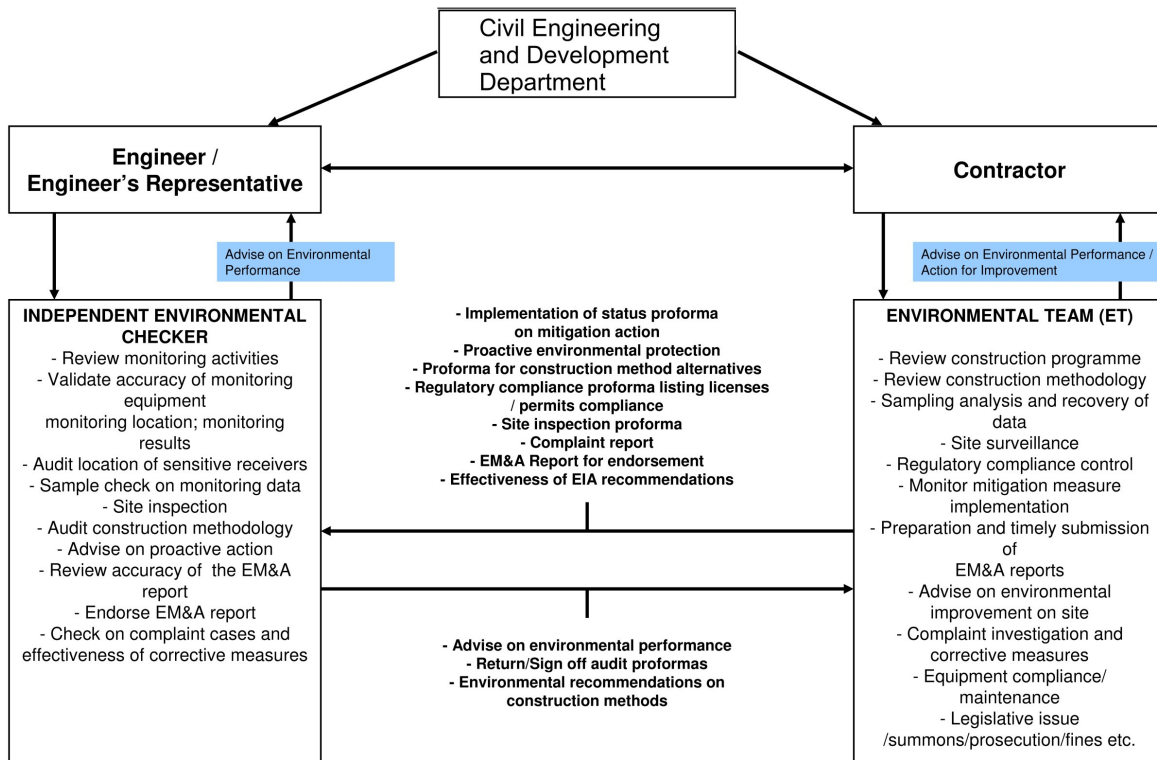
-  Works Area under Trunk Road T2
-  Works Area under Cha Kwo Ling Tunnel
-  Ventilation Building
-  Works Area Handover from TKO-LTT



Contract No. ED/2018/04 - Trunk Road T2 and Infrastructure Works for Developments at the Former South Apron

Site Layout Plan

SCALE	1:10000@A3	DATE	Jan 26
CHECK	KC	DRAWN	WY
JOB NO.	MA20003	FIGURE NO.	Fig 1
		REV	-

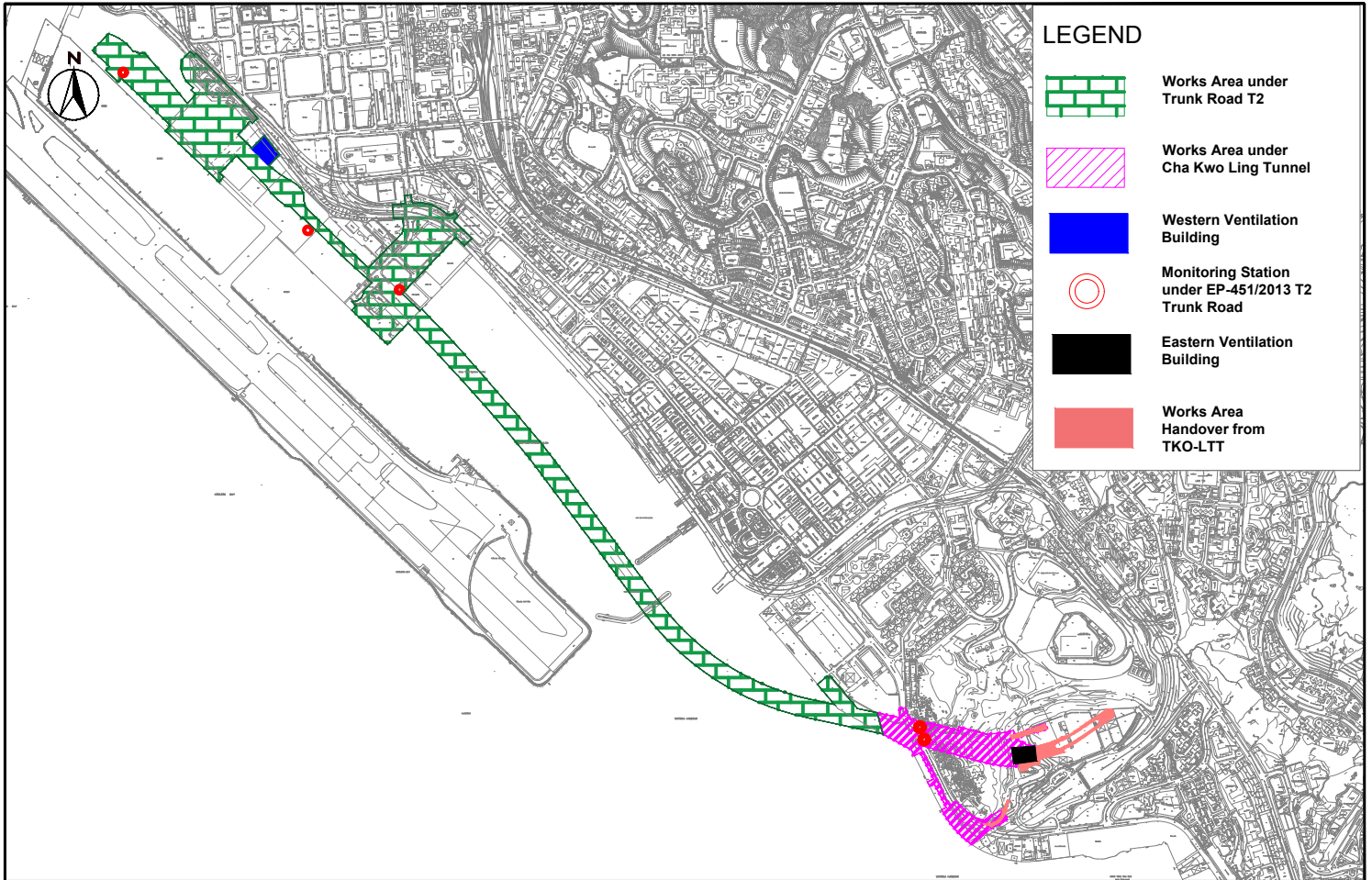


R:\01_0001 - K:\01014 Trunk Road T2\01_014\01\03_01\03_01_01.dwg
 PLOTTED BY: k10296
 17/12/2013







Rev.	Description	Date

Drawing title
PROJECT ORGANISATION AND LINES OF COMMUNICATION

Original Size	A3	Scale	N.T.S	Date	18/JAN/2013
© Copyright reserved		Drawing No.	FIGURE 1.2		
		File name			
		Rev.	-		



LEGEND

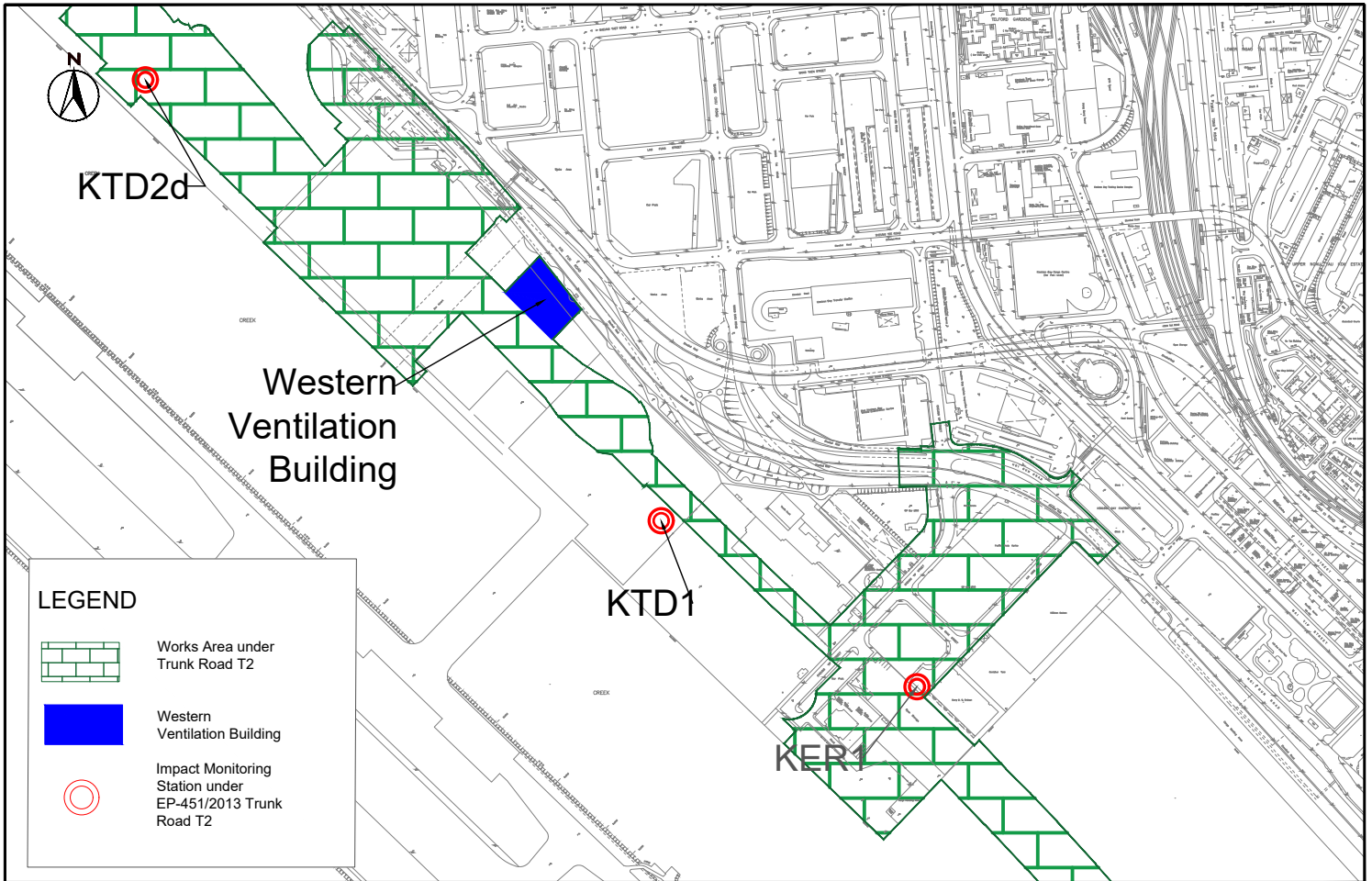
-  Works Area under Trunk Road T2
-  Works Area under Cha Kwo Ling Tunnel
-  Western Ventilation Building
-  Monitoring Station under EP-451/2013 T2 Trunk Road
-  Eastern Ventilation Building
-  Works Area Handover from TKO-LTT






Contract No. ED/2018/04 - Trunk Road T2 and Infrastructure Works for Developments at the Former South Apron

Monitoring Station of the Project

SCALE	1:10000@A3	DATE	Jan 26
CHECK	KC	DRAWN	WY
JOB No.	MA20003	FIGURE No.	Fig 2
		REV	-



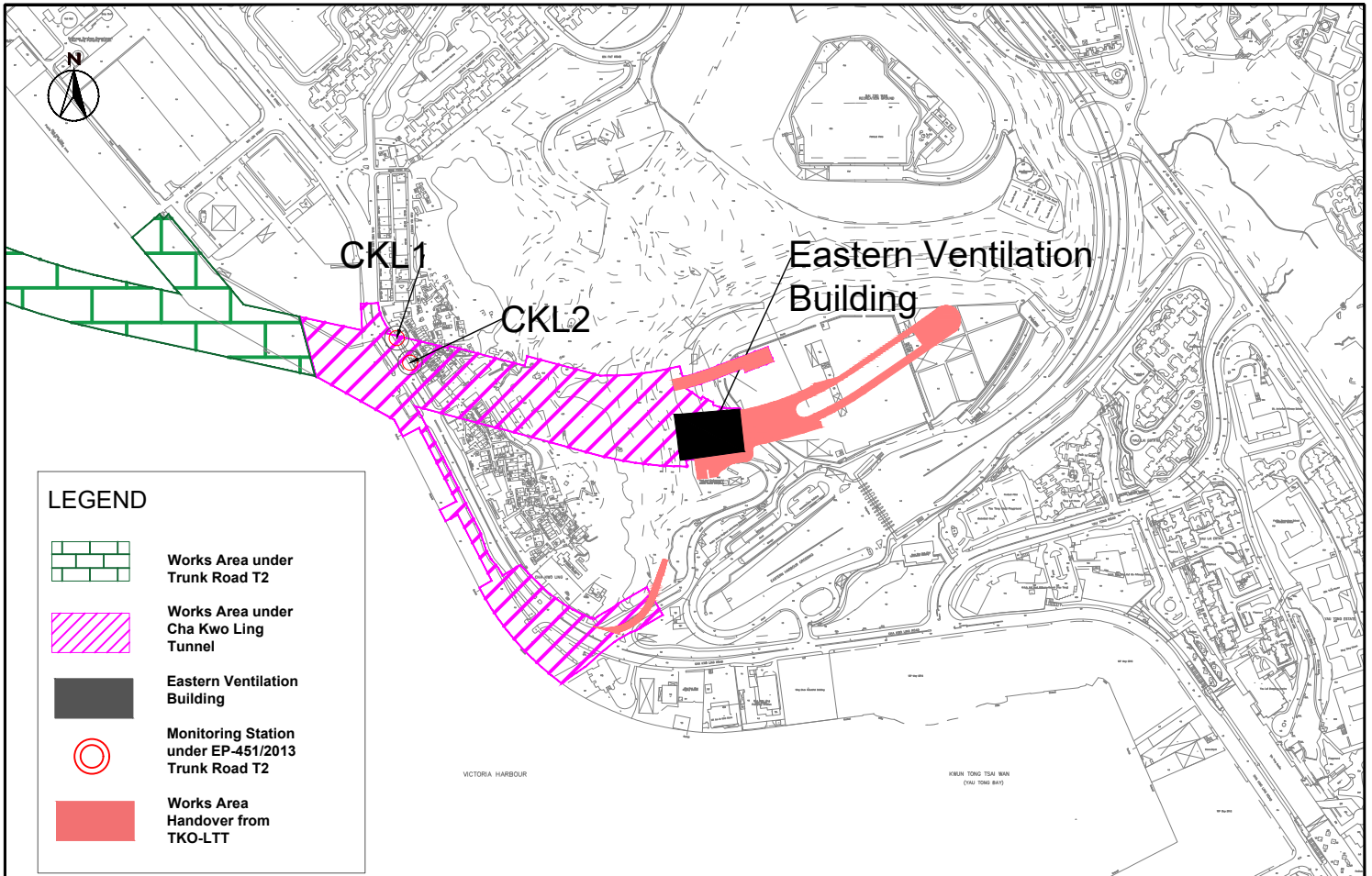
LEGEND

-  Works Area under Trunk Road T2
-  Western Ventilation Building
-  Impact Monitoring Station under EP-451/2013 Trunk Road T2



Contract No. ED/2018/04 - Trunk Road T2 and Infrastructure Works for Developments at the Former South Apron
Monitoring Station at South Apron of Former Kai Tak Airport

SCALE	1:4000@A3	DATE	Jan 26
CHECK	KC	DRAWN	WY
JOB No.	MA20003	FIGURE No.	Fig 2a
		REV	-



LEGEND



Works Area under Trunk Road T2



Works Area under Cha Kwo Ling Tunnel



Eastern Ventilation Building



Monitoring Station under EP-451/2013 Trunk Road T2



Works Area Handover from TKO-LTT

SCALE	1:4000@A3	DATE	Jan 26
CHECK	KC	DRAWN	WY
JOB No.	MA20003	FIGURE No.	Fig 2b
		REV	-

**APPENDIX A
ACTION AND LIMIT LEVELS**

Appendix A - Action and Limit Levels

Table A-1 Action and Limit Levels for 1-hour TSP (in case of complaints)

Location	Action Level, $\mu\text{g}/\text{m}^3$	Limit Level, $\mu\text{g}/\text{m}^3$
KTD1	285	500
KTD2d	279	
KER1	295	
CKL1	323	
CKL2	327	

Table A-2 Action and Limit Levels for 24-hour TSP

Location	Action Level, $\mu\text{g}/\text{m}^3$	Limit Level, $\mu\text{g}/\text{m}^3$
KTD1	177	260
KTD2d	157	
KER1	172	
CKL1	191	
CKL2	183	

Table A-3 Action and Limit Levels for Noise during Construction Period

Time Period	Action Level	Limit Level
0700-1900 hrs on normal weekdays	When one documented complaint is received	75 dB(A) ⁽¹⁾

Note:

(1) If works are to be carried out during restricted hours, the conditions stipulated in the Construction Noise Permit (CNP) issued by the Noise Control Authority have to be followed.

**APPENDIX B
ENVIRONMENTAL MONITORING
SCHEDULES**

Contract No. ED/2018/04
Trunk Road T2 and Infrastructure Works for Developments at the Former South Apron
Impact Air and Noise Monitoring Schedule (February 2026)

Sunday	Monday	Tuesday	Wednesday	Thursday	Friday	Saturday
1-Feb	2-Feb	3-Feb	4-Feb	5-Feb	6-Feb	7-Feb
			24-hr TSP	Noise		
8-Feb	9-Feb	10-Feb	11-Feb	12-Feb	13-Feb	14-Feb
		24-hr TSP	Noise			24-hr TSP
15-Feb	16-Feb	17-Feb	18-Feb	19-Feb	20-Feb	21-Feb
	Noise				24-hr TSP	
22-Feb	23-Feb	24-Feb	25-Feb	26-Feb	27-Feb	28-Feb
				24-hr TSP	Noise	

*Noise: Noise Monitoring works in both Kai Tak and Cha Kwo Ling (KTD1, KTD2d, KER1, CKL1 and CKL2)

**24-hr TSP: 24-hr TSP Monitoring works in both Kai Tak and Cha Kwo Ling (KTD1, KTD2d, KER1, CKL1 and CKL2)

Air Quality Monitoring Station

24-hr TSP

KTD1 - Centre of Excellence in Paediatrics (Children's Hospital)

KTD2d - Next to the SOR Office of Trunk Road T2 in Kai Tak Area

KER1 - Future Residential Development at Kerry Godown

CKL1 - Flat 121 Cha Kwo Ling Village

CKL2 - Flat 103 Cha Kwo Ling Village

Noise Monitoring Station

KTD1 - Centre of Excellence in Paediatrics (Children's Hospital)

KER1 - Future Residential Development at Kerry Godown

KTD2d - Next to the SOR Office of Trunk Road T2 in Kai Tak Area

CKL1 - Flat 121 Cha Kwo Ling Village

CKL2 - Flat 103 Cha Kwo Ling Village

Contract No. ED/2018/04
Trunk Road T2 and Infrastructure Works for Developments at the Former South Apron
Tentative Impact Air and Noise Monitoring Schedule (March 2026)

Sunday	Monday	Tuesday	Wednesday	Thursday	Friday	Saturday
1-Mar	2-Mar	3-Mar	4-Mar	5-Mar	6-Mar	7-Mar
			24-hr TSP	Noise		
8-Mar	9-Mar	10-Mar	11-Mar	12-Mar	13-Mar	14-Mar
		24-hr TSP	Noise			
15-Mar	16-Mar	17-Mar	18-Mar	19-Mar	20-Mar	21-Mar
	24-hr TSP	Noise				24-hr TSP
22-Mar	23-Mar	24-Mar	25-Mar	26-Mar	27-Mar	28-Mar
	Noise				24-hr TSP	
29-Mar	30-Mar	31-Mar				

The schedule may be changed due to unforeseen circumstances (adverse weather, safety concerns, etc.)

*Noise: Noise Monitoring works in both Kai Tak and Cha Kwo Ling (KTD1, KTD2d, KER1, CKL1 and CKL2)

**24-hr TSP: 24-hr TSP Monitoring works in both Kai Tak and Cha Kwo Ling (KTD1, KTD2d, KER1, CKL1 and CKL2)

Air Quality Monitoring Station

24-hr TSP

- KTD1 - Centre of Excellence in Paediatrics (Children's Hospital)
- KTD2d - Next to the SOR Office of Trunk Road T2 in Kai Tak Area
- KER1 - Future Residential Development at Kerry Godown
- CKL1 - Flat 121 Cha Kwo Ling Village
- CKL2 - Flat 103 Cha Kwo Ling Village

Noise Monitoring Station

- KTD1 - Centre of Excellence in Paediatrics (Children's Hospital)
- KER1 - Future Residential Development at Kerry Godown
- KTD2d - Next to the SOR Office of Trunk Road T2 in Kai Tak Area
- CKL1 - Flat 121 Cha Kwo Ling Village
- CKL2 - Flat 103 Cha Kwo Ling Village

Contract No. ED/2018/04
Trunk Road T2 and Infrastructure Works for Developments at the Former South Apron
Tentative Impact Air and Noise Monitoring Schedule (April 2026)

Sunday	Monday	Tuesday	Wednesday	Thursday	Friday	Saturday
			1-Apr	2-Apr	3-Apr	4-Apr
				24-hr TSP Noise		
5-Apr	6-Apr	7-Apr	8-Apr	9-Apr	10-Apr	11-Apr
			24-hr TSP	Noise		
12-Apr	13-Apr	14-Apr	15-Apr	16-Apr	17-Apr	18-Apr
		24-hr TSP	Noise			
19-Apr	20-Apr	21-Apr	22-Apr	23-Apr	24-Apr	25-Apr
	24-hr TSP	Noise				24-hr TSP
26-Apr	27-Apr	28-Apr	29-Apr	30-Apr		
	Noise			24-hr TSP		

The schedule may be changed due to unforeseen circumstances (adverse weather, safety concerns, etc.)

*Noise: Noise Monitoring works in both Kai Tak and Cha Kwo Ling (KTD1, KTD2d, KER1, CKL1 and CKL2)

**24-hr TSP: 24-hr TSP Monitoring works in both Kai Tak and Cha Kwo Ling (KTD1, KTD2d, KER1, CKL1 and CKL2)

Air Quality Monitoring Station

24-hr TSP

KTD1 - Centre of Excellence in Paediatrics (Children's Hospital)
 KTD2d - Next to the SOR Office of Trunk Road T2 in Kai Tak Area
 KER1 - Future Residential Development at Kerry Godown
 CKL1 - Flat 121 Cha Kwo Ling Village
 CKL2 - Flat 103 Cha Kwo Ling Village

Noise Monitoring Station

KTD1 - Centre of Excellence in Paediatrics (Children's Hospital)
 KER1 - Future Residential Development at Kerry Godown
 KTD2d - Next to the SOR Office of Trunk Road T2 in Kai Tak Area
 CKL1 - Flat 121 Cha Kwo Ling Village
 CKL2 - Flat 103 Cha Kwo Ling Village

Contract No. ED/2018/04
Trunk Road T2 and Infrastructure Works for Developments at the Former South Apron
Tentative Impact Air and Noise Monitoring Schedule (May 2026)

Sunday	Monday	Tuesday	Wednesday	Thursday	Friday	Saturday
					1-May	2-May
				24-hr TSP		
3-May	4-May	5-May	6-May	7-May	8-May	9-May
			24-hr TSP	Noise		
10-May	11-May	12-May	13-May	14-May	15-May	16-May
		24-hr TSP	Noise			24-hr TSP
17-May	18-May	19-May	20-May	21-May	22-May	23-May
	24-hr TSP	Noise				24-hr TSP
24-May	25-May	26-May	27-May	28-May		
		Noise				

The schedule may be changed due to unforeseen circumstances (adverse weather, safety concerns, etc.)

*Noise: Noise Monitoring works in both Kai Tak and Cha Kwo Ling (KTD1, KTD2d, KER1, CKL1 and CKL2)

**24-hr TSP: 24-hr TSP Monitoring works in both Kai Tak and Cha Kwo Ling (KTD1, KTD2d, KER1, CKL1 and CKL2)

Air Quality Monitoring Station

24-hr TSP

KTD1 - Centre of Excellence in Paediatrics (Children's Hospital)
 KTD2d - Next to the SOR Office of Trunk Road T2 in Kai Tak Area
 KER1 - Future Residential Development at Kerry Godown
 CKL1 - Flat 121 Cha Kwo Ling Village
 CKL2 - Flat 103 Cha Kwo Ling Village

Noise Monitoring Station

KTD1 - Centre of Excellence in Paediatrics (Children's Hospital)
 KER1 - Future Residential Development at Kerry Godown
 KTD2d - Next to the SOR Office of Trunk Road T2 in Kai Tak Area
 CKL1 - Flat 121 Cha Kwo Ling Village
 CKL2 - Flat 103 Cha Kwo Ling Village

**APPENDIX C
COPIES OF CALIBRATION
CERTIFICATES FOR AIR QUALITY
MONITORING**

Certificate of Calibration - Wind Monitoring Station

Description: Yau Lai Estate, Bik Lai House
 Manufacturer: Davis Instruments
 Model No.: Davis7440
 Serial No.: MC01010A44
 Equipment No.: SA-03-04
 Date of Calibration: 17-Aug-2025
 Next Due Date: 17-Feb-2026

1. Performance check of Wind Speed


Wind Speed, m/s		Difference D (m/s)
Wind Speed Reading (V1)	Anemometer Value (V2)	$D = V1 - V2$
0.0	0.0	0.0
1.5	1.5	0.0
2.5	2.4	0.1
4.0	3.9	0.1

2. Performance check of Wind Direction


Wind Direction (°)		Difference D (°)
Wind Direction Reading (W1)	Marine Compass Value (W2)	$D = W1 - W2$
0	0	0.0
90	90	0.0
180	180	0.0
270	270	0.0

Test Specification:

1. Performance Wind Speed Test - The wind meter was on-site calibrated against the anemometer
2. Performance Wind Direction Test - The wind meter was on-site calibrated against the marine compass at four direction

Calibrated by: 

 Wong Shing Kwai

Approved by: 

 Henry Leung

Certificate of Calibration - Wind Monitoring Station

Description: Yau Lai Estate, Bik Lai House
 Manufacturer: Davis Instruments
 Model No.: Davis7440
 Serial No.: MC01010A44
 Equipment No.: SA-03-04
 Date of Calibration: 17-Feb-2026
 Next Due Date: 17-Aug-2026

1. Performance check of Wind Speed


Wind Speed, m/s		Difference D (m/s)
Wind Speed Reading (V1)	Anemometer Value (V2)	$D = V1 - V2$
0.0	0.0	0.0
1.5	1.5	0.0
2.5	2.5	0.0
4.0	4.1	-0.1

2. Performance check of Wind Direction


Wind Direction (°)		Difference D (°)
Wind Direction Reading (W1)	Marine Compass Value (W2)	$D = W1 - W2$
0	0	0.0
90	90	0.0
180	180	0.0
270	270	0.0

Test Specification:

1. Performance Wind Speed Test - The wind meter was on-site calibrated against the anemometer
2. Performance Wind Direction Test - The wind meter was on-site calibrated against the marine compass at four direction

Calibrated by: 

 Wong Shing Kwai

Approved by: 

 Henry Leung



Certificate of Calibration

Calibration Certification Information			
Cal. Date: January 7, 2026	Rootsmeter S/N: 438320	Ta: 294	°K
Operator: Jim Tisch		Pa: 749.0	mm Hg
Calibration Model #: TE-5025A	Calibrator S/N: 3864		

Run	Vol. Init (m3)	Vol. Final (m3)	ΔVol. (m3)	ΔTime (min)	ΔP (mm Hg)	ΔH (in H2O)
1	1	2	1	1.4310	3.2	2.00
2	3	4	1	1.0260	6.4	4.00
3	5	6	1	0.9150	7.9	5.00
4	7	8	1	0.8730	8.8	5.50
5	9	10	1	0.7200	12.8	8.00

Data Tabulation					
Vstd (m3)	Qstd (x-axis)	$\sqrt{\Delta H \left(\frac{Pa}{Pstd} \right) \left(\frac{Tstd}{Ta} \right)}$ (y-axis)	Va	Qa (x-axis)	$\sqrt{\Delta H \left(\frac{Ta}{Pa} \right)}$ (y-axis)
0.9947	0.6951	1.4135	0.9957	0.6958	0.8860
0.9905	0.9654	1.9990	0.9915	0.9663	1.2530
0.9885	1.0803	2.2349	0.9895	1.0814	1.4009
0.9873	1.1309	2.3440	0.9883	1.1320	1.4693
0.9819	1.3638	2.8270	0.9829	1.3652	1.7720
QSTD	m=	2.11337	QA	m=	1.32336
	b=	-0.04919		b=	-0.03083
	r=	0.99993		r=	0.99993

Calculations	
Vstd= ΔVol((Pa-ΔP)/Pstd)(Tstd/Ta)	Va= ΔVol((Pa-ΔP)/Pa)
Qstd= Vstd/ΔTime	Qa= Va/ΔTime
For subsequent flow rate calculations:	
Qstd= 1/m $\left(\left(\sqrt{\Delta H \left(\frac{Pa}{Pstd} \right) \left(\frac{Tstd}{Ta} \right)} \right) - b \right)$	Qa= 1/m $\left(\left(\sqrt{\Delta H \left(\frac{Ta}{Pa} \right)} \right) - b \right)$

Standard Conditions	
Tstd:	298.15 °K
Pstd:	760 mm Hg
Key	
ΔH: calibrator manometer reading (in H2O)	
ΔP: rootsmeter manometer reading (mm Hg)	
Ta: actual absolute temperature (°K)	
Pa: actual barometric pressure (mm Hg)	
b: intercept	
m: slope	

RECALIBRATION
US EPA recommends annual recalibration per 1998 40 Code of Federal Regulations Part 50 to 51, Appendix B to Part 50, Reference Method for the Determination of Suspended Particulate Matter in the Atmosphere, 9.2.17, page 30

High-Volume TSP Sampler

5-POINT CALIBRATION DATA SHEET



File No. MA20003/18/036

Project No. CKL 1 - Flat 121 Cha Kwo Ling Village
 Date: 2-Jan-26 Next Due Date: 2-Mar-26 Operator: SK
 Equipment No.: A-01-18 Model No.: TE 5170 Serial No. 0723

Ambient Condition			
Temperature, Ta (K)	<u>288</u>	Pressure, Pa (mmHg)	<u>767.6</u>

Orifice Transfer Standard Information					
Serial No.	<u>3864</u>	Slope, mc	<u>0.05914</u>	Intercept, bc	<u>-0.02377</u>
Last Calibration Date:	<u>7-Jan-25</u>	$mc \times Qstd + bc = [\Delta H \times (Pa/760) \times (298/Ta)]^{1/2}$ $Qstd = \{[\Delta H \times (Pa/760) \times (298/Ta)]^{1/2} - bc\} / mc$			
Next Calibration Date:	<u>7-Jan-26</u>				

Calibration of TSP Sampler					
Calibration Point	Orifice			HVS	
	ΔH (orifice), in. of water	$[\Delta H \times (Pa/760) \times (298/Ta)]^{1/2}$	Qstd (CFM) X - axis	ΔW (HVS), in. of water	$[\Delta W \times (Pa/760) \times (298/Ta)]^{1/2}$ Y-axis
1	<u>13.5</u>	<u>3.76</u>	<u>63.91</u>	<u>9.2</u>	<u>3.10</u>
2	<u>10.3</u>	<u>3.28</u>	<u>55.88</u>	<u>7.2</u>	<u>2.74</u>
3	<u>8.2</u>	<u>2.93</u>	<u>49.90</u>	<u>5.4</u>	<u>2.38</u>
4	<u>6.3</u>	<u>2.57</u>	<u>43.79</u>	<u>3.4</u>	<u>1.89</u>
5	<u>3.7</u>	<u>1.97</u>	<u>33.65</u>	<u>1.5</u>	<u>1.25</u>

By Linear Regression of Y on X

Slope, mw = 0.0627 Intercept, bw = -0.8266
 Correlation coefficient* = 0.9957

*If Correlation Coefficient < 0.990, check and recalibrate.

Set Point Calculation

From the TSP Field Calibration Curve, take Qstd = 43 CFM

From the Regression Equation, the "Y" value according to

$$mw \times Qstd + bw = [\Delta W \times (Pa/760) \times (298/Ta)]^{1/2}$$

Therefore, Set Point; W = $(mw \times Qstd + bw)^2 \times (760 / Pa) \times (Ta / 298) =$ 3.34

Remarks: _____

Conducted by: Wong Shing Kwai Signature: [Signature] Date: 2-Jan-26

Checked by: Henry Leung Signature: [Signature] Date: 2-Jan-26

High-Volume TSP Sampler

5-POINT CALIBRATION DATA SHEET



File No. MA20003/55/036

Project No. CKL 2 - Flat 103 Cha Kwo Ling Village
 Date: 2-Jan-26 Next Due Date: 2-Mar-26 Operator: SK
 Equipment No.: A-01-55 Model No.: TE 5170 Serial No. 1956

Ambient Condition			
Temperature, Ta (K)	288	Pressure, Pa (mmHg)	767.6

Orifice Transfer Standard Information					
Serial No.	3864	Slope, mc	0.05914	Intercept, bc	-0.02377
Last Calibration Date:	7-Jan-25	$mc \times Q_{std} + bc = [\Delta H \times (Pa/760) \times (298/Ta)]^{1/2}$ $Q_{std} = \{[\Delta H \times (Pa/760) \times (298/Ta)]^{1/2} - bc\} / mc$			
Next Calibration Date:	7-Jan-26				

Calibration of TSP Sampler					
Calibration Point	Orifice			HVS	
	ΔH (orifice), in. of water	$[\Delta H \times (Pa/760) \times (298/Ta)]^{1/2}$	Qstd (CFM) X - axis	ΔW (HVS), in. of water	$[\Delta W \times (Pa/760) \times (298/Ta)]^{1/2}$ Y-axis
1	13.6	3.77	64.15	9.3	3.12
2	11.0	3.39	57.73	7.3	2.76
3	9.5	3.15	53.68	5.1	2.31
4	5.1	2.31	39.44	2.8	1.71
5	3.5	1.91	32.74	1.8	1.37

By Linear Regression of Y on X

Slope, $m_w =$ 0.0547 Intercept, $b_w =$ -0.4574
 Correlation coefficient* = 0.9907

*If Correlation Coefficient < 0.990, check and recalibrate.

Set Point Calculation

From the TSP Field Calibration Curve, take $Q_{std} = 43$ CFM

From the Regression Equation, the "Y" value according to

$$m_w \times Q_{std} + b_w = [\Delta W \times (Pa/760) \times (298/Ta)]^{1/2}$$

Therefore, Set Point; $W = (m_w \times Q_{std} + b_w)^2 \times (760 / Pa) \times (Ta / 298) =$ 3.44

Remarks: _____

Conducted by: Wong Shing Kwai Signature: Date: 2-Jan-26

Checked by: Henry Leung Signature: Date: 2-Jan-26

High-Volume TSP Sampler

5-POINT CALIBRATION DATA SHEET



File No. MA20003/04/0034

Project No. KER 1 - Future Residential Development at Kerry Godown
 Date: 9-Jan-26 Next Due Date: 9-Mar-26 Operator: SK
 Equipment No.: A-01-04 Model No.: TE 5170 Serial No. 10595

Ambient Condition			
Temperature, Ta (K)	<u>288.7</u>	Pressure, Pa (mmHg)	<u>767.1</u>

Orifice Transfer Standard Information					
Serial No.	<u>3864</u>	Slope, mc	<u>0.05980</u>	Intercept, bc	<u>-0.04908</u>
Last Calibration Date:	<u>7-Jan-26</u>	$mc \times Qstd + bc = [\Delta H \times (Pa/760) \times (298/Ta)]^{1/2}$			
Next Calibration Date:	<u>7-Jan-27</u>	$Qstd = \{[\Delta H \times (Pa/760) \times (298/Ta)]^{1/2} - bc\} / mc$			

Calibration of TSP Sampler					
Calibration Point	Orifice			HVS	
	ΔH (orifice), in. of water	$[\Delta H \times (Pa/760) \times (298/Ta)]^{1/2}$	Qstd (CFM) X - axis	ΔW (HVS), in. of water	$[\Delta W \times (Pa/760) \times (298/Ta)]^{1/2}$ Y-axis
1	<u>12.8</u>	3.65	61.89	<u>8.4</u>	2.96
2	<u>10.4</u>	3.29	55.87	<u>7.2</u>	2.74
3	<u>8.4</u>	2.96	50.29	<u>5.6</u>	2.42
4	<u>5.2</u>	2.33	39.74	<u>2.8</u>	1.71
5	<u>3.1</u>	1.80	30.87	<u>2.0</u>	1.44

By Linear Regression of Y on X

Slope, mw = 0.0521 Intercept, bw = -0.2334

Correlation coefficient* = 0.9921

*If Correlation Coefficient < 0.990, check and recalibrate.

Set Point Calculation

From the TSP Field Calibration Curve, take Qstd = 43 CFM

From the Regression Equation, the "Y" value according to

$$mw \times Qstd + bw = [\Delta W \times (Pa/760) \times (298/Ta)]^{1/2}$$

Therefore, Set Point; W = $(mw \times Qstd + bw)^2 \times (760 / Pa) \times (Ta / 298) =$ 3.86

Remarks: _____

Conducted by: Wong Shing Kwai Signature: Date: 9-Jan-26

Checked by: Henry Leung Signature: Date: 9-Jan-26

High-Volume TSP Sampler

5-POINT CALIBRATION DATA SHEET



File No. MA20003/44/0033

Project No. KTD1 - Centre of Excellence in Paediatrics (Children's Hospital)/AM7 – Hong Kong Children's Hospital
 Date: 9-Jan-26 Next Due Date: 9-Mar-26 Operator: SK
 Equipment No.: A-01-44 Model No.: TE-5170 Serial No. 1316

Ambient Condition			
Temperature, Ta (K)	<u>288.7</u>	Pressure, Pa (mmHg)	<u>767.1</u>

Orifice Transfer Standard Information					
Serial No.	<u>3864</u>	Slope, mc	<u>0.05980</u>	Intercept, bc	<u>-0.04908</u>
Last Calibration Date:	<u>7-Jan-26</u>	$mc \times Qstd + bc = [\Delta H \times (Pa/760) \times (298/Ta)]^{1/2}$			
Next Calibration Date:	<u>7-Jan-27</u>	$Qstd = \{[\Delta H \times (Pa/760) \times (298/Ta)]^{1/2} - bc\} / mc$			

Calibration of TSP Sampler					
Calibration Point	Orifice			HVS	
	ΔH (orifice), in. of water	$[\Delta H \times (Pa/760) \times (298/Ta)]^{1/2}$	Qstd (CFM) X - axis	ΔW (HVS), in. of water	$[\Delta W \times (Pa/760) \times (298/Ta)]^{1/2}$ Y-axis
1	<u>13.4</u>	3.74	63.30	<u>9.4</u>	3.13
2	<u>11.2</u>	3.42	57.94	<u>7.1</u>	2.72
3	<u>9.4</u>	3.13	53.15	<u>5.6</u>	2.42
4	<u>6.1</u>	2.52	42.98	<u>3.5</u>	1.91
5	<u>3.2</u>	1.83	31.35	<u>1.7</u>	1.33

By Linear Regression of Y on X

Slope, mw = 0.0550 Intercept, bw = -0.4335

Correlation coefficient* = 0.9961

*If Correlation Coefficient < 0.990, check and recalibrate.

Set Point Calculation

From the TSP Field Calibration Curve, take Qstd = 43 CFM

From the Regression Equation, the "Y" value according to

$$mw \times Qstd + bw = [\Delta W \times (Pa/760) \times (298/Ta)]^{1/2}$$

Therefore, Set Point; W = $(mw \times Qstd + bw)^2 \times (760 / Pa) \times (Ta / 298) =$ 3.58

Remarks: _____

Conducted by: Wong Shing Kwai Signature: Date: 9-Jan-26

Checked by: Henry Leung Signature: Date: 9-Jan-26

High-Volume TSP Sampler

5-POINT CALIBRATION DATA SHEET



File No. MA20003/41/0033

Project No. KTD 2D - Next to the SOR Office of Trunk Road T2 in Kai Tak Area
 Date: 9-Jan-26 Next Due Date: 9-Mar-26 Operator: SK
 Equipment No.: A-01-41 Model No.: TE 5170 Serial No. 5280

Ambient Condition			
Temperature, Ta (K)	<u>288.7</u>	Pressure, Pa (mmHg)	<u>767.1</u>

Orifice Transfer Standard Information					
Serial No.	<u>3864</u>	Slope, mc	<u>0.05980</u>	Intercept, bc	<u>-0.04908</u>
Last Calibration Date:	<u>7-Jan-26</u>	$mc \times Qstd + bc = [\Delta H \times (Pa/760) \times (298/Ta)]^{1/2}$ $Qstd = \{[\Delta H \times (Pa/760) \times (298/Ta)]^{1/2} - bc\} / mc$			
Next Calibration Date:	<u>7-Jan-27</u>				

Calibration of TSP Sampler					
Calibration Point	Orifice			HVS	
	ΔH (orifice), in. of water	$[\Delta H \times (Pa/760) \times (298/Ta)]^{1/2}$	Qstd (CFM) X - axis	ΔW (HVS), in. of water	$[\Delta W \times (Pa/760) \times (298/Ta)]^{1/2}$ Y-axis
1	<u>13.9</u>	3.81	64.46	<u>9.3</u>	3.11
2	<u>11.5</u>	3.46	58.70	<u>8.5</u>	2.98
3	<u>9.7</u>	3.18	53.98	<u>6.0</u>	2.50
4	<u>7.1</u>	2.72	46.30	<u>4.4</u>	2.14
5	<u>4.2</u>	2.09	35.80	<u>2.2</u>	1.51

By Linear Regression of Y on X

Slope, mw = 0.0577 Intercept, bw = -0.5452
 Correlation coefficient* = 0.9921

*If Correlation Coefficient < 0.990, check and recalibrate.

Set Point Calculation	
From the TSP Field Calibration Curve, take Qstd = 43 CFM	
From the Regression Equation, the "Y" value according to	
$mw \times Qstd + bw = [\Delta W \times (Pa/760) \times (298/Ta)]^{1/2}$	
Therefore, Set Point; $W = (mw \times Qstd + bw)^2 \times (760 / Pa) \times (Ta / 298) =$ <u>3.60</u>	

Remarks: _____

Conducted by: Wong Shing Kwai Signature: Date: 9-Jan-26
 Checked by: Henry Leung Signature: Date: 9-Jan-26

APPENDIX D
WEATHER INFORMATION

Appendix D - Weather Conditions During Impact Monitoring Period

Date	Mean Air Temperature (°C) ¹	Mean Relative Humidity (%) ²	Precipitation (mm) ³
1-Feb-26	15.8	76	1.6
2-Feb-26	17.5	66	0.0
3-Feb-26	17.8	73	0.0
4-Feb-26	18.8	73	0.0
5-Feb-26	20.9	78	0.0
6-Feb-26	22.1	72	0.0
7-Feb-26	19.6	81	Trace
8-Feb-26	16.5	62	0.1
9-Feb-26	15.5	66	0.0
10-Feb-26	17.9	76	0.0
11-Feb-26	21.0	73	0.0
12-Feb-26	18.4	78	0.0
13-Feb-26	20.2	71	0.0
14-Feb-26	21.8	76	0.0
15-Feb-26	22.9	81	0.0
16-Feb-26	24.0	79	0.0
17-Feb-26	19.5	80	Trace
18-Feb-26	19.6	65	Trace
19-Feb-26	19.6	70	Trace
20-Feb-26	20.9	72	0.0
21-Feb-26	21.0	79	0.0
22-Feb-26	22.3	76	0.0
23-Feb-26	21.4	79	0.0
24-Feb-26	22.3	83	0.4
25-Feb-26	22.7	81	Trace
26-Feb-26	20.5	84	0.2
27-Feb-26	21.4	88	0.3
28-Feb-26	20.0	93	39.0

(Reporting Month: February 2026)**Remarks:**

Source - Hong Kong Observatory

¹⁻³Retrieved from Manned Weather Station (Hong Kong Observatory) (22°18'07" N, 114°10'27" E)

Appendix D - Weather Conditions

February 2026			
Wind Speed and Directions			
Date	Time	Direction	Wind Speed m-s
1 Feb 2026	12:00 AM	NNE	0.5
1 Feb 2026	1:00 AM	NNE	0.7
1 Feb 2026	2:00 AM	NNE	0.7
1 Feb 2026	3:00 AM	NE	0.6
1 Feb 2026	4:00 AM	NE	0.6
1 Feb 2026	5:00 AM	NNE	0.6
1 Feb 2026	6:00 AM	NE	0.4
1 Feb 2026	7:00 AM	NE	0.2
1 Feb 2026	8:00 AM	NE	0.4
1 Feb 2026	9:00 AM	NE	0.6
1 Feb 2026	10:00 AM	NE	0.5
1 Feb 2026	11:00 AM	NE	0.5
1 Feb 2026	12:00 PM	NE	0.6
1 Feb 2026	1:00 PM	NNE	0.4
1 Feb 2026	2:00 PM	N	0.4
1 Feb 2026	3:00 PM	E	1.0
1 Feb 2026	4:00 PM	NNW	1.1
1 Feb 2026	5:00 PM	WNW	1.3
1 Feb 2026	6:00 PM	ESE	0.4
1 Feb 2026	7:00 PM	SSE	0.8
1 Feb 2026	8:00 PM	E	0.6
1 Feb 2026	9:00 PM	NNW	1.6
1 Feb 2026	10:00 PM	SE	0.6
1 Feb 2026	11:00 PM	ESE	0.5
2 Feb 2026	12:00 AM	SE	0.6
2 Feb 2026	1:00 AM	NE	1.0
2 Feb 2026	2:00 AM	NW	0.5
2 Feb 2026	3:00 AM	SSW	0.7
2 Feb 2026	4:00 AM	S	0.8
2 Feb 2026	5:00 AM	W	0.3
2 Feb 2026	6:00 AM	W	1.0
2 Feb 2026	7:00 AM	NW	0.5
2 Feb 2026	8:00 AM	WSW	0.7
2 Feb 2026	9:00 AM	NNE	0.5
2 Feb 2026	10:00 AM	NNE	0.1
2 Feb 2026	11:00 AM	E	1.0
2 Feb 2026	12:00 PM	E	0.6
2 Feb 2026	1:00 PM	E	0.6
2 Feb 2026	2:00 PM	E	0.4
2 Feb 2026	3:00 PM	ENE	0.7
2 Feb 2026	4:00 PM	ENE	1.0
2 Feb 2026	5:00 PM	ENE	0.6
2 Feb 2026	6:00 PM	NNE	0.9
2 Feb 2026	7:00 PM	ESE	1.0
2 Feb 2026	8:00 PM	ESE	0.8
2 Feb 2026	9:00 PM	NE	0.9
2 Feb 2026	10:00 PM	NE	0.9
2 Feb 2026	11:00 PM	NE	0.5
3 Feb 2026	12:00 AM	NE	0.5
3 Feb 2026	1:00 AM	NE	0.4
3 Feb 2026	2:00 AM	NE	0.4
3 Feb 2026	3:00 AM	NE	0.9
3 Feb 2026	4:00 AM	N	0.5
3 Feb 2026	5:00 AM	N	0.4
3 Feb 2026	6:00 AM	E	0.5
3 Feb 2026	7:00 AM	S	0.8
3 Feb 2026	8:00 AM	W	0.6

Appendix D - Weather Conditions

February 2026			
Wind Speed and Directions			
Date	Time	Direction	Wind Speed m-s
3 Feb 2026	9:00 AM	E	0.5
3 Feb 2026	10:00 AM	N	0.6
3 Feb 2026	11:00 AM	N	0.4
3 Feb 2026	12:00 PM	N	0.9
3 Feb 2026	1:00 PM	S	0.8
3 Feb 2026	2:00 PM	NE	0.7
3 Feb 2026	3:00 PM	WNW	0.7
3 Feb 2026	4:00 PM	E	0.4
3 Feb 2026	5:00 PM	SSE	0.3
3 Feb 2026	6:00 PM	SSE	0.4
3 Feb 2026	7:00 PM	S	0.6
3 Feb 2026	8:00 PM	SSW	0.7
3 Feb 2026	9:00 PM	WSW	0.3
3 Feb 2026	10:00 PM	SSW	0.6
3 Feb 2026	11:00 PM	NNW	0.3
4 Feb 2026	12:00 AM	NNW	0.1
4 Feb 2026	1:00 AM	SSW	0.2
4 Feb 2026	2:00 AM	SSW	0.2
4 Feb 2026	3:00 AM	SE	0.2
4 Feb 2026	4:00 AM	W	0.6
4 Feb 2026	5:00 AM	N	0.9
4 Feb 2026	6:00 AM	N	0.7
4 Feb 2026	7:00 AM	N	0.5
4 Feb 2026	8:00 AM	N	0.1
4 Feb 2026	9:00 AM	E	0.3
4 Feb 2026	10:00 AM	NNE	0.4
4 Feb 2026	11:00 AM	NNE	0.9
4 Feb 2026	12:00 PM	SSW	0.5
4 Feb 2026	1:00 PM	ESE	0.8
4 Feb 2026	2:00 PM	SW	0.9
4 Feb 2026	3:00 PM	SSW	0.7
4 Feb 2026	4:00 PM	E	0.7
4 Feb 2026	5:00 PM	NE	0.8
4 Feb 2026	6:00 PM	SSE	0.5
4 Feb 2026	7:00 PM	ESE	0.5
4 Feb 2026	8:00 PM	S	0.6
4 Feb 2026	9:00 PM	NNW	0.7
4 Feb 2026	10:00 PM	ESE	0.7
4 Feb 2026	11:00 PM	SE	0.5
5 Feb 2026	12:00 AM	ESE	0.6
5 Feb 2026	1:00 AM	S	0.4
5 Feb 2026	2:00 AM	ENE	0.8
5 Feb 2026	3:00 AM	NW	0.8
5 Feb 2026	4:00 AM	NE	1.4
5 Feb 2026	5:00 AM	NE	1.1
5 Feb 2026	6:00 AM	ENE	0.8
5 Feb 2026	7:00 AM	SE	0.5
5 Feb 2026	8:00 AM	E	1.0
5 Feb 2026	9:00 AM	SW	0.6
5 Feb 2026	10:00 AM	SW	0.6
5 Feb 2026	11:00 AM	N	1.0
5 Feb 2026	12:00 PM	N	0.8
5 Feb 2026	1:00 PM	NNW	0.5
5 Feb 2026	2:00 PM	N	0.7
5 Feb 2026	3:00 PM	N	0.6
5 Feb 2026	4:00 PM	NNW	0.6
5 Feb 2026	5:00 PM	NNW	1.0

Appendix D - Weather Conditions

February 2026			
Wind Speed and Directions			
Date	Time	Direction	Wind Speed m-s
5 Feb 2026	6:00 PM	NNW	0.7
5 Feb 2026	7:00 PM	NNW	0.5
5 Feb 2026	8:00 PM	NNW	0.2
5 Feb 2026	9:00 PM	NNW	0.1
5 Feb 2026	10:00 PM	NNW	0.2
5 Feb 2026	11:00 PM	NNW	0.9
6 Feb 2026	12:00 AM	NNW	0.9
6 Feb 2026	1:00 AM	NNW	0.8
6 Feb 2026	2:00 AM	N	1.1
6 Feb 2026	3:00 AM	NNW	0.9
6 Feb 2026	4:00 AM	N	0.4
6 Feb 2026	5:00 AM	N	0.3
6 Feb 2026	6:00 AM	N	0.3
6 Feb 2026	7:00 AM	N	0.3
6 Feb 2026	8:00 AM	N	0.7
6 Feb 2026	9:00 AM	N	0.2
6 Feb 2026	10:00 AM	N	0.7
6 Feb 2026	11:00 AM	N	0.1
6 Feb 2026	12:00 PM	N	0.2
6 Feb 2026	1:00 PM	N	0.9
6 Feb 2026	2:00 PM	N	0.4
6 Feb 2026	3:00 PM	N	0.2
6 Feb 2026	4:00 PM	N	0.5
6 Feb 2026	5:00 PM	N	0.2
6 Feb 2026	6:00 PM	N	0.5
6 Feb 2026	7:00 PM	N	0.7
6 Feb 2026	8:00 PM	N	0.5
6 Feb 2026	9:00 PM	N	0.4
6 Feb 2026	10:00 PM	N	0.7
6 Feb 2026	11:00 PM	N	0.6
7 Feb 2026	12:00 AM	N	0.7
7 Feb 2026	1:00 AM	NNW	0.6
7 Feb 2026	2:00 AM	NNW	0.6
7 Feb 2026	3:00 AM	NNW	0.9
7 Feb 2026	4:00 AM	NNW	0.6
7 Feb 2026	5:00 AM	NW	1.0
7 Feb 2026	6:00 AM	NW	1.0
7 Feb 2026	7:00 AM	NW	0.5
7 Feb 2026	8:00 AM	NW	1.0
7 Feb 2026	9:00 AM	NW	0.7
7 Feb 2026	10:00 AM	NW	0.9
7 Feb 2026	11:00 AM	NW	0.6
7 Feb 2026	12:00 PM	NW	0.4
7 Feb 2026	1:00 PM	SSW	0.9
7 Feb 2026	2:00 PM	NW	0.9
7 Feb 2026	3:00 PM	NW	0.9
7 Feb 2026	4:00 PM	NW	1.2
7 Feb 2026	5:00 PM	E	1.0
7 Feb 2026	6:00 PM	NNW	0.7
7 Feb 2026	7:00 PM	NW	0.7
7 Feb 2026	8:00 PM	NW	0.7
7 Feb 2026	9:00 PM	NNW	0.9
7 Feb 2026	10:00 PM	NNW	0.5
7 Feb 2026	11:00 PM	NNW	0.9
8 Feb 2026	12:00 AM	NW	0.5
8 Feb 2026	1:00 AM	NW	0.1
8 Feb 2026	2:00 AM	NW	0.5

Appendix D - Weather Conditions

February 2026			
Wind Speed and Directions			
Date	Time	Direction	Wind Speed m-s
8 Feb 2026	3:00 AM	S	0.5
8 Feb 2026	4:00 AM	NNW	0.8
8 Feb 2026	5:00 AM	NNW	0.8
8 Feb 2026	6:00 AM	NNW	0.9
8 Feb 2026	7:00 AM	NNW	0.8
8 Feb 2026	8:00 AM	NNW	0.3
8 Feb 2026	9:00 AM	NNW	0.6
8 Feb 2026	10:00 AM	NNW	1.0
8 Feb 2026	11:00 AM	NNW	0.2
8 Feb 2026	12:00 PM	NNW	0.7
8 Feb 2026	1:00 PM	NNW	0.8
8 Feb 2026	2:00 PM	NNW	0.8
8 Feb 2026	3:00 PM	NNW	0.6
8 Feb 2026	4:00 PM	NW	0.5
8 Feb 2026	5:00 PM	NW	1.0
8 Feb 2026	6:00 PM	NNW	0.7
8 Feb 2026	7:00 PM	NW	0.8
8 Feb 2026	8:00 PM	NW	0.6
8 Feb 2026	9:00 PM	W	0.7
8 Feb 2026	10:00 PM	W	0.4
8 Feb 2026	11:00 PM	W	0.4
9 Feb 2026	12:00 AM	NW	0.6
9 Feb 2026	1:00 AM	NNW	0.7
9 Feb 2026	2:00 AM	NW	0.8
9 Feb 2026	3:00 AM	NNW	0.5
9 Feb 2026	4:00 AM	NNW	0.6
9 Feb 2026	5:00 AM	NW	1.0
9 Feb 2026	6:00 AM	NW	0.6
9 Feb 2026	7:00 AM	NW	0.6
9 Feb 2026	8:00 AM	NW	1.1
9 Feb 2026	9:00 AM	WNW	0.6
9 Feb 2026	10:00 AM	NW	0.9
9 Feb 2026	11:00 AM	NW	0.7
9 Feb 2026	12:00 PM	NW	0.9
9 Feb 2026	1:00 PM	NW	0.2
9 Feb 2026	2:00 PM	WSW	0.6
9 Feb 2026	3:00 PM	SSW	0.3
9 Feb 2026	4:00 PM	WSW	0.3
9 Feb 2026	5:00 PM	SSE	0.6
9 Feb 2026	6:00 PM	SW	0.4
9 Feb 2026	7:00 PM	S	0.8
9 Feb 2026	8:00 PM	S	0.9
9 Feb 2026	9:00 PM	SSE	0.7
9 Feb 2026	10:00 PM	WNW	0.5
9 Feb 2026	11:00 PM	SSW	0.6
10 Feb 2026	12:00 AM	W	0.4
10 Feb 2026	1:00 AM	WNW	0.6
10 Feb 2026	2:00 AM	NW	0.4
10 Feb 2026	3:00 AM	NW	0.3
10 Feb 2026	4:00 AM	NW	0.5
10 Feb 2026	5:00 AM	NW	0.9
10 Feb 2026	6:00 AM	NW	0.6
10 Feb 2026	7:00 AM	NW	0.7
10 Feb 2026	8:00 AM	NW	0.2
10 Feb 2026	9:00 AM	NW	0.5
10 Feb 2026	10:00 AM	NW	0.5
10 Feb 2026	11:00 AM	NW	0.7

Appendix D - Weather Conditions

February 2026			
Wind Speed and Directions			
Date	Time	Direction	Wind Speed m-s
10 Feb 2026	12:00 PM	NW	0.5
10 Feb 2026	1:00 PM	NW	0.4
10 Feb 2026	2:00 PM	NW	0.4
10 Feb 2026	3:00 PM	NW	0.7
10 Feb 2026	4:00 PM	NW	0.3
10 Feb 2026	5:00 PM	NW	0.6
10 Feb 2026	6:00 PM	NW	0.4
10 Feb 2026	7:00 PM	NW	0.8
10 Feb 2026	8:00 PM	NW	1.0
10 Feb 2026	9:00 PM	NW	0.5
10 Feb 2026	10:00 PM	NW	0.5
10 Feb 2026	11:00 PM	NW	0.5
11 Feb 2026	12:00 AM	NW	0.6
11 Feb 2026	1:00 AM	NW	0.7
11 Feb 2026	2:00 AM	NW	0.3
11 Feb 2026	3:00 AM	NW	0.4
11 Feb 2026	4:00 AM	NW	0.3
11 Feb 2026	5:00 AM	NW	0.2
11 Feb 2026	6:00 AM	NW	0.4
11 Feb 2026	7:00 AM	NW	0.2
11 Feb 2026	8:00 AM	NW	0.3
11 Feb 2026	9:00 AM	NW	0.2
11 Feb 2026	10:00 AM	NW	0.3
11 Feb 2026	11:00 AM	NW	0.2
11 Feb 2026	12:00 PM	NW	0.6
11 Feb 2026	1:00 PM	NW	0.1
11 Feb 2026	2:00 PM	NW	0.3
11 Feb 2026	3:00 PM	NW	0.2
11 Feb 2026	4:00 PM	NW	0.2
11 Feb 2026	5:00 PM	NW	0.8
11 Feb 2026	6:00 PM	NNW	0.3
11 Feb 2026	7:00 PM	N	0.1
11 Feb 2026	8:00 PM	N	0.2
11 Feb 2026	9:00 PM	N	0.4
11 Feb 2026	10:00 PM	N	0.2
11 Feb 2026	11:00 PM	N	0.0
12 Feb 2026	12:00 AM	N	0.0
12 Feb 2026	1:00 AM	N	0.1
12 Feb 2026	2:00 AM	N	0.2
12 Feb 2026	3:00 AM	N	0.2
12 Feb 2026	4:00 AM	N	0.3
12 Feb 2026	5:00 AM	N	0.6
12 Feb 2026	6:00 AM	N	0.6
12 Feb 2026	7:00 AM	N	0.3
12 Feb 2026	8:00 AM	NNW	0.5
12 Feb 2026	9:00 AM	NNW	0.5
12 Feb 2026	10:00 AM	NNW	0.4
12 Feb 2026	11:00 AM	NNW	0.4
12 Feb 2026	12:00 PM	NNW	0.1
12 Feb 2026	1:00 PM	NNW	0.7
12 Feb 2026	2:00 PM	NNW	0.3
12 Feb 2026	3:00 PM	NNW	0.6
12 Feb 2026	4:00 PM	NNW	0.1
12 Feb 2026	5:00 PM	NNW	0.6
12 Feb 2026	6:00 PM	NNW	0.4
12 Feb 2026	7:00 PM	NNW	0.9
12 Feb 2026	8:00 PM	NNW	0.0

Appendix D - Weather Conditions

February 2026			
Wind Speed and Directions			
Date	Time	Direction	Wind Speed m-s
12 Feb 2026	9:00 PM	NNW	0.9
12 Feb 2026	10:00 PM	NNW	1.1
12 Feb 2026	11:00 PM	NNW	0.7
13 Feb 2026	12:00 AM	NNW	0.7
13 Feb 2026	1:00 AM	N	0.5
13 Feb 2026	2:00 AM	N	0.6
13 Feb 2026	3:00 AM	N	0.4
13 Feb 2026	4:00 AM	N	0.6
13 Feb 2026	5:00 AM	N	0.2
13 Feb 2026	6:00 AM	N	0.7
13 Feb 2026	7:00 AM	N	0.8
13 Feb 2026	8:00 AM	N	0.1
13 Feb 2026	9:00 AM	N	0.5
13 Feb 2026	10:00 AM	N	0.8
13 Feb 2026	11:00 AM	E	0.9
13 Feb 2026	12:00 PM	WSW	0.6
13 Feb 2026	1:00 PM	NE	0.5
13 Feb 2026	2:00 PM	NE	0.5
13 Feb 2026	3:00 PM	ESE	0.6
13 Feb 2026	4:00 PM	SSW	0.8
13 Feb 2026	5:00 PM	W	0.8
13 Feb 2026	6:00 PM	NW	0.9
13 Feb 2026	7:00 PM	WSW	1.0
13 Feb 2026	8:00 PM	N	0.2
13 Feb 2026	9:00 PM	W	0.9
13 Feb 2026	10:00 PM	ESE	0.6
13 Feb 2026	11:00 PM	W	0.7
14 Feb 2026	12:00 AM	WSW	1.0
14 Feb 2026	1:00 AM	SSW	0.9
14 Feb 2026	2:00 AM	SSW	0.7
14 Feb 2026	3:00 AM	S	0.6
14 Feb 2026	4:00 AM	S	0.2
14 Feb 2026	5:00 AM	NW	0.7
14 Feb 2026	6:00 AM	WSW	0.1
14 Feb 2026	7:00 AM	S	0.3
14 Feb 2026	8:00 AM	SW	0.3
14 Feb 2026	9:00 AM	WSW	0.1
14 Feb 2026	10:00 AM	WNW	0.6
14 Feb 2026	11:00 AM	W	0.7
14 Feb 2026	12:00 PM	SE	0.7
14 Feb 2026	1:00 PM	NE	0.6
14 Feb 2026	2:00 PM	NNE	0.5
14 Feb 2026	3:00 PM	NNW	0.2
14 Feb 2026	4:00 PM	WNW	0.5
14 Feb 2026	5:00 PM	NW	0.2
14 Feb 2026	6:00 PM	NW	0.0
14 Feb 2026	7:00 PM	NW	0.0
14 Feb 2026	8:00 PM	SW	0.5
14 Feb 2026	9:00 PM	SSE	0.2
14 Feb 2026	10:00 PM	NNW	0.3
14 Feb 2026	11:00 PM	ESE	0.3
15 Feb 2026	12:00 AM	ESE	0.9
15 Feb 2026	1:00 AM	SW	1.0
15 Feb 2026	2:00 AM	WSW	0.4
15 Feb 2026	3:00 AM	NNW	0.2
15 Feb 2026	4:00 AM	SSW	0.1
15 Feb 2026	5:00 AM	WSW	1.0

Appendix D - Weather Conditions

February 2026			
Wind Speed and Directions			
Date	Time	Direction	Wind Speed m-s
15 Feb 2026	6:00 AM	SW	0.9
15 Feb 2026	7:00 AM	W	1.0
15 Feb 2026	8:00 AM	W	0.8
15 Feb 2026	9:00 AM	S	0.9
15 Feb 2026	10:00 AM	WSW	0.8
15 Feb 2026	11:00 AM	NNW	0.6
15 Feb 2026	12:00 PM	NNW	0.5
15 Feb 2026	1:00 PM	SSW	0.5
15 Feb 2026	2:00 PM	ESE	0.9
15 Feb 2026	3:00 PM	NW	0.9
15 Feb 2026	4:00 PM	NNW	0.9
15 Feb 2026	5:00 PM	NNW	0.7
15 Feb 2026	6:00 PM	NNW	0.6
15 Feb 2026	7:00 PM	NNW	0.4
15 Feb 2026	8:00 PM	NNW	0.7
15 Feb 2026	9:00 PM	NNW	0.7
15 Feb 2026	10:00 PM	NNW	0.7
15 Feb 2026	11:00 PM	WNW	0.6
16 Feb 2026	12:00 AM	S	0.5
16 Feb 2026	1:00 AM	NNE	0.3
16 Feb 2026	2:00 AM	NE	0.0
16 Feb 2026	3:00 AM	NE	0.3
16 Feb 2026	4:00 AM	ENE	0.6
16 Feb 2026	5:00 AM	NNE	0.2
16 Feb 2026	6:00 AM	E	0.6
16 Feb 2026	7:00 AM	ESE	0.7
16 Feb 2026	8:00 AM	E	0.7
16 Feb 2026	9:00 AM	SE	0.1
16 Feb 2026	10:00 AM	ESE	0.5
16 Feb 2026	11:00 AM	ESE	0.4
16 Feb 2026	12:00 PM	ESE	0.6
16 Feb 2026	1:00 PM	SW	0.5
16 Feb 2026	2:00 PM	NNW	0.8
16 Feb 2026	3:00 PM	NW	1.0
16 Feb 2026	4:00 PM	SSE	1.1
16 Feb 2026	5:00 PM	SSE	0.9
16 Feb 2026	6:00 PM	E	0.7
16 Feb 2026	7:00 PM	ESE	0.7
16 Feb 2026	8:00 PM	ESE	0.4
16 Feb 2026	9:00 PM	E	0.7
16 Feb 2026	10:00 PM	E	0.5
16 Feb 2026	11:00 PM	E	0.4
17 Feb 2026	12:00 AM	E	0.2
17 Feb 2026	1:00 AM	N	1.0
17 Feb 2026	2:00 AM	N	0.6
17 Feb 2026	3:00 AM	N	0.9
17 Feb 2026	4:00 AM	N	0.7
17 Feb 2026	5:00 AM	N	0.6
17 Feb 2026	6:00 AM	N	0.5
17 Feb 2026	7:00 AM	E	0.5
17 Feb 2026	8:00 AM	N	0.8
17 Feb 2026	9:00 AM	N	0.7
17 Feb 2026	10:00 AM	N	0.3
17 Feb 2026	11:00 AM	N	0.8
17 Feb 2026	12:00 PM	E	1.1
17 Feb 2026	1:00 PM	N	0.7
17 Feb 2026	2:00 PM	NNE	0.5

Appendix D - Weather Conditions

February 2026			
Wind Speed and Directions			
Date	Time	Direction	Wind Speed m-s
17 Feb 2026	3:00 PM	NNE	0.7
17 Feb 2026	4:00 PM	NNE	0.6
17 Feb 2026	5:00 PM	NE	0.5
17 Feb 2026	6:00 PM	SE	0.4
17 Feb 2026	7:00 PM	E	1.1
17 Feb 2026	8:00 PM	ENE	0.7
17 Feb 2026	9:00 PM	ENE	0.6
17 Feb 2026	10:00 PM	ENE	0.8
17 Feb 2026	11:00 PM	ENE	0.9
18 Feb 2026	12:00 AM	ENE	0.8
18 Feb 2026	1:00 AM	ENE	0.2
18 Feb 2026	2:00 AM	ENE	0.8
18 Feb 2026	3:00 AM	ENE	0.5
18 Feb 2026	4:00 AM	SE	0.5
18 Feb 2026	5:00 AM	N	1.0
18 Feb 2026	6:00 AM	WSW	1.0
18 Feb 2026	7:00 AM	N	0.7
18 Feb 2026	8:00 AM	N	0.5
18 Feb 2026	9:00 AM	N	0.8
18 Feb 2026	10:00 AM	N	0.7
18 Feb 2026	11:00 AM	N	0.5
18 Feb 2026	12:00 PM	N	0.1
18 Feb 2026	1:00 PM	SE	0.7
18 Feb 2026	2:00 PM	NNW	0.8
18 Feb 2026	3:00 PM	ENE	0.5
18 Feb 2026	4:00 PM	ENE	0.8
18 Feb 2026	5:00 PM	NE	0.7
18 Feb 2026	6:00 PM	ENE	1.1
18 Feb 2026	7:00 PM	ENE	0.3
18 Feb 2026	8:00 PM	ENE	0.6
18 Feb 2026	9:00 PM	W	0.9
18 Feb 2026	10:00 PM	NNW	0.5
18 Feb 2026	11:00 PM	NNW	0.6
19 Feb 2026	12:00 AM	NNW	0.8
19 Feb 2026	1:00 AM	NW	1.0
19 Feb 2026	2:00 AM	WNW	0.3
19 Feb 2026	3:00 AM	WNW	0.8
19 Feb 2026	4:00 AM	NW	0.4
19 Feb 2026	5:00 AM	NW	0.6
19 Feb 2026	6:00 AM	NNW	0.4
19 Feb 2026	7:00 AM	NNW	0.2
19 Feb 2026	8:00 AM	NNW	1.0
19 Feb 2026	9:00 AM	NW	0.5
19 Feb 2026	10:00 AM	NW	1.0
19 Feb 2026	11:00 AM	NNW	0.9
19 Feb 2026	12:00 PM	NNW	1.2
19 Feb 2026	1:00 PM	W	1.1
19 Feb 2026	2:00 PM	WNW	0.7
19 Feb 2026	3:00 PM	WNW	0.5
19 Feb 2026	4:00 PM	NW	1.2
19 Feb 2026	5:00 PM	NNW	0.5
19 Feb 2026	6:00 PM	NNW	0.8
19 Feb 2026	7:00 PM	NNW	0.6
19 Feb 2026	8:00 PM	W	0.7
19 Feb 2026	9:00 PM	NW	0.6
19 Feb 2026	10:00 PM	WSW	0.7
19 Feb 2026	11:00 PM	NNW	0.4

Appendix D - Weather Conditions

February 2026			
Wind Speed and Directions			
Date	Time	Direction	Wind Speed m-s
20 Feb 2026	12:00 AM	NW	1.1
20 Feb 2026	1:00 AM	NW	0.2
20 Feb 2026	2:00 AM	W	0.3
20 Feb 2026	3:00 AM	SW	0.9
20 Feb 2026	4:00 AM	E	1.0
20 Feb 2026	5:00 AM	ENE	0.5
20 Feb 2026	6:00 AM	ENE	0.7
20 Feb 2026	7:00 AM	NW	0.7
20 Feb 2026	8:00 AM	NW	0.3
20 Feb 2026	9:00 AM	NW	0.6
20 Feb 2026	10:00 AM	NW	0.4
20 Feb 2026	11:00 AM	ESE	0.9
20 Feb 2026	12:00 PM	E	0.8
20 Feb 2026	1:00 PM	ENE	0.7
20 Feb 2026	2:00 PM	ENE	0.5
20 Feb 2026	3:00 PM	NE	0.7
20 Feb 2026	4:00 PM	NNE	0.6
20 Feb 2026	5:00 PM	NNE	0.3
20 Feb 2026	6:00 PM	NNE	0.4
20 Feb 2026	7:00 PM	NNE	0.4
20 Feb 2026	8:00 PM	NNE	0.5
20 Feb 2026	9:00 PM	ENE	1.5
20 Feb 2026	10:00 PM	NNE	0.3
20 Feb 2026	11:00 PM	NNE	0.2
21 Feb 2026	12:00 AM	NNE	0.6
21 Feb 2026	1:00 AM	NNE	0.2
21 Feb 2026	2:00 AM	NE	0.7
21 Feb 2026	3:00 AM	NE	0.3
21 Feb 2026	4:00 AM	NNE	0.4
21 Feb 2026	5:00 AM	WNW	1.1
21 Feb 2026	6:00 AM	WNW	0.2
21 Feb 2026	7:00 AM	W	0.4
21 Feb 2026	8:00 AM	NW	0.6
21 Feb 2026	9:00 AM	ESE	0.8
21 Feb 2026	10:00 AM	NE	0.6
21 Feb 2026	11:00 AM	ENE	0.7
21 Feb 2026	12:00 PM	E	0.6
21 Feb 2026	1:00 PM	E	0.6
21 Feb 2026	2:00 PM	ENE	0.7
21 Feb 2026	3:00 PM	NE	0.2
21 Feb 2026	4:00 PM	ESE	0.9
21 Feb 2026	5:00 PM	S	0.6
21 Feb 2026	6:00 PM	SE	0.5
21 Feb 2026	7:00 PM	SE	0.7
21 Feb 2026	8:00 PM	ENE	0.3
21 Feb 2026	9:00 PM	ESE	0.3
21 Feb 2026	10:00 PM	S	0.3
21 Feb 2026	11:00 PM	NW	0.6
22 Feb 2026	12:00 AM	WNW	0.6
22 Feb 2026	1:00 AM	S	0.7
22 Feb 2026	2:00 AM	ENE	0.5
22 Feb 2026	3:00 AM	ENE	0.4
22 Feb 2026	4:00 AM	ENE	0.5
22 Feb 2026	5:00 AM	NNE	0.2
22 Feb 2026	6:00 AM	NE	0.0
22 Feb 2026	7:00 AM	NE	0.0
22 Feb 2026	8:00 AM	NE	0.1

Appendix D - Weather Conditions

February 2026			
Wind Speed and Directions			
Date	Time	Direction	Wind Speed m-s
22 Feb 2026	9:00 AM	N	0.2
22 Feb 2026	10:00 AM	N	0.1
22 Feb 2026	11:00 AM	N	0.0
22 Feb 2026	12:00 PM	N	0.1
22 Feb 2026	1:00 PM	N	0.0
22 Feb 2026	2:00 PM	N	0.0
22 Feb 2026	3:00 PM	N	0.3
22 Feb 2026	4:00 PM	N	0.2
22 Feb 2026	5:00 PM	N	0.0
22 Feb 2026	6:00 PM	N	0.0
22 Feb 2026	7:00 PM	N	0.0
22 Feb 2026	8:00 PM	N	0.0
22 Feb 2026	9:00 PM	N	0.1
22 Feb 2026	10:00 PM	N	0.0
22 Feb 2026	11:00 PM	N	0.2
23 Feb 2026	12:00 AM	N	0.4
23 Feb 2026	1:00 AM	N	0.1
23 Feb 2026	2:00 AM	N	0.4
23 Feb 2026	3:00 AM	N	0.3
23 Feb 2026	4:00 AM	N	0.2
23 Feb 2026	5:00 AM	N	0.7
23 Feb 2026	6:00 AM	N	0.4
23 Feb 2026	7:00 AM	N	0.6
23 Feb 2026	8:00 AM	N	0.4
23 Feb 2026	9:00 AM	N	0.4
23 Feb 2026	10:00 AM	WNW	0.6
23 Feb 2026	11:00 AM	N	0.3
23 Feb 2026	12:00 PM	N	0.7
23 Feb 2026	1:00 PM	N	0.3
23 Feb 2026	2:00 PM	N	0.6
23 Feb 2026	3:00 PM	N	0.4
23 Feb 2026	4:00 PM	N	0.5
23 Feb 2026	5:00 PM	N	0.4
23 Feb 2026	6:00 PM	N	0.2
23 Feb 2026	7:00 PM	N	0.1
23 Feb 2026	8:00 PM	N	0.3
23 Feb 2026	9:00 PM	N	0.2
23 Feb 2026	10:00 PM	N	0.1
23 Feb 2026	11:00 PM	N	0.0
24 Feb 2026	12:00 AM	N	0.0
24 Feb 2026	1:00 AM	N	0.2
24 Feb 2026	2:00 AM	N	0.0
24 Feb 2026	3:00 AM	N	0.0
24 Feb 2026	4:00 AM	N	0.0
24 Feb 2026	5:00 AM	N	0.0
24 Feb 2026	6:00 AM	N	0.0
24 Feb 2026	7:00 AM	N	0.0
24 Feb 2026	8:00 AM	N	0.2
24 Feb 2026	9:00 AM	N	0.3
24 Feb 2026	10:00 AM	N	0.1
24 Feb 2026	11:00 AM	N	0.0
24 Feb 2026	12:00 PM	N	0.0
24 Feb 2026	1:00 PM	N	0.0
24 Feb 2026	2:00 PM	N	0.0
24 Feb 2026	3:00 PM	N	0.0
24 Feb 2026	4:00 PM	N	0.0
24 Feb 2026	5:00 PM	N	0.0

Appendix D - Weather Conditions

February 2026			
Wind Speed and Directions			
Date	Time	Direction	Wind Speed m-s
24 Feb 2026	6:00 PM	N	0.0
24 Feb 2026	7:00 PM	N	0.2
24 Feb 2026	8:00 PM	N	0.0
24 Feb 2026	9:00 PM	N	0.0
24 Feb 2026	10:00 PM	N	0.4
24 Feb 2026	11:00 PM	N	0.2
25 Feb 2026	12:00 AM	N	0.2
25 Feb 2026	1:00 AM	N	0.3
25 Feb 2026	2:00 AM	N	0.2
25 Feb 2026	3:00 AM	NNW	0.9
25 Feb 2026	4:00 AM	NNW	0.5
25 Feb 2026	5:00 AM	NNW	0.6
25 Feb 2026	6:00 AM	NNW	0.4
25 Feb 2026	7:00 AM	NNW	0.0
25 Feb 2026	8:00 AM	NNW	0.6
25 Feb 2026	9:00 AM	NNW	0.4
25 Feb 2026	10:00 AM	NNW	0.6
25 Feb 2026	11:00 AM	NNW	0.2
25 Feb 2026	12:00 PM	NNW	0.1
25 Feb 2026	1:00 PM	NNW	0.4
25 Feb 2026	2:00 PM	NNW	0.2
25 Feb 2026	3:00 PM	NNW	0.3
25 Feb 2026	4:00 PM	NNW	0.0
25 Feb 2026	5:00 PM	NNW	0.1
25 Feb 2026	6:00 PM	NNW	0.4
25 Feb 2026	7:00 PM	NNW	0.0
25 Feb 2026	8:00 PM	NNW	0.0
25 Feb 2026	9:00 PM	NNW	0.0
25 Feb 2026	10:00 PM	NNW	0.4
25 Feb 2026	11:00 PM	NNW	0.0
26 Feb 2026	12:00 AM	NNW	0.3
26 Feb 2026	1:00 AM	NNW	0.0
26 Feb 2026	2:00 AM	NNW	0.1
26 Feb 2026	3:00 AM	NNW	0.1
26 Feb 2026	4:00 AM	NNW	0.0
26 Feb 2026	5:00 AM	NNW	0.0
26 Feb 2026	6:00 AM	NNW	0.0
26 Feb 2026	7:00 AM	NNW	0.1
26 Feb 2026	8:00 AM	NNW	0.3
26 Feb 2026	9:00 AM	NNW	0.0
26 Feb 2026	10:00 AM	NNW	0.4
26 Feb 2026	11:00 AM	NNW	0.2
26 Feb 2026	12:00 PM	NNW	0.2
26 Feb 2026	1:00 PM	NNW	0.1
26 Feb 2026	2:00 PM	NNW	0.2
26 Feb 2026	3:00 PM	NNW	0.4
26 Feb 2026	4:00 PM	NNW	0.2
26 Feb 2026	5:00 PM	NNW	0.0
26 Feb 2026	6:00 PM	NNW	0.1
26 Feb 2026	7:00 PM	NNW	0.2
26 Feb 2026	8:00 PM	NNW	0.6
26 Feb 2026	9:00 PM	NNW	0.4
26 Feb 2026	10:00 PM	NNW	0.2
26 Feb 2026	11:00 PM	NNW	0.3
27 Feb 2026	12:00 AM	NNW	0.2
27 Feb 2026	1:00 AM	NNW	0.1
27 Feb 2026	2:00 AM	NNW	0.3

Appendix D - Weather Conditions

February 2026			
Wind Speed and Directions			
Date	Time	Direction	Wind Speed m-s
27 Feb 2026	3:00 AM	NNW	0.3
27 Feb 2026	4:00 AM	NNW	0.0
27 Feb 2026	5:00 AM	NNW	0.1
27 Feb 2026	6:00 AM	NNW	0.2
27 Feb 2026	7:00 AM	NNW	0.4
27 Feb 2026	8:00 AM	NNW	0.2
27 Feb 2026	9:00 AM	NNW	0.0
27 Feb 2026	10:00 AM	NNW	0.1
27 Feb 2026	11:00 AM	NNW	0.5
27 Feb 2026	12:00 PM	NNW	0.2
27 Feb 2026	1:00 PM	NNW	0.6
27 Feb 2026	2:00 PM	NNW	0.1
27 Feb 2026	3:00 PM	NNW	0.3
27 Feb 2026	4:00 PM	NNW	0.4
27 Feb 2026	5:00 PM	NNW	0.4
27 Feb 2026	6:00 PM	NNW	0.2
27 Feb 2026	7:00 PM	NNW	0.2
27 Feb 2026	8:00 PM	NNW	0.0
27 Feb 2026	9:00 PM	NNW	0.1
27 Feb 2026	10:00 PM	NNW	0.1
27 Feb 2026	11:00 PM	NNW	0.2
28 Feb 2026	12:00 AM	NNW	0.1
28 Feb 2026	1:00 AM	NNW	0.4
28 Feb 2026	2:00 AM	NNW	0.1
28 Feb 2026	3:00 AM	NNW	0.2
28 Feb 2026	4:00 AM	NNW	0.1
28 Feb 2026	5:00 AM	NNW	0.5
28 Feb 2026	6:00 AM	NNW	0.3
28 Feb 2026	7:00 AM	NNW	0.0
28 Feb 2026	8:00 AM	NNW	0.2
28 Feb 2026	9:00 AM	NNW	0.2
28 Feb 2026	10:00 AM	NNW	0.0
28 Feb 2026	11:00 AM	NNW	0.0
28 Feb 2026	12:00 PM	NNW	0.2
28 Feb 2026	1:00 PM	NNW	0.2
28 Feb 2026	2:00 PM	NNW	0.1

Appendix D - Weather Conditions

February 2026			
Wind Speed and Directions			
Date	Time	Direction	Wind Speed m-s
28 Feb 2026	3:00 PM	NNW	0.1
28 Feb 2026	4:00 PM	NNW	0.1
28 Feb 2026	5:00 PM	NNW	0.4
28 Feb 2026	6:00 PM	NNW	0.2
28 Feb 2026	7:00 PM	NNW	0.4
28 Feb 2026	8:00 PM	NNW	0.4
28 Feb 2026	9:00 PM	NNW	0.5
28 Feb 2026	10:00 PM	NNW	0.4
28 Feb 2026	11:00 PM	W	0.4

**APPENDIX F
24-HOUR TSP MONITORING RESULTS
AND GRAPHICAL PRESENTATIONS**

Appendix F - 24-hour TSP Impact Monitoring Results

Location CKL1 - Flat 121 Cha Kwo Ling Village

Start Date	Weather Condition	Air Temp. (K)	Atmospheric Pressure, Pa (mmHg)	Filter Weight (g)		Particulate weight (g)	Elapse Time		Sampling Time (hrs.)	Flow Rate (m ³ /min.)		Av. Flow (m ³ /min)	Total vol. (m ³)	Conc. (µg/m ³)	Action Level (µg/m ³)	Limit Level (µg/m ³)
				Initial	Final		Initial	Final		Initial	Final					
4-Feb-26	Sunny	292.9	764.7	2.8044	3.0464	0.2420	16401.4	16425.4	24.0	1.21	1.21	1.21	1739.2	139.1	191.0	260.0
10-Feb-26	Sunny	292.5	766.5	2.7649	2.9235	0.1586	16425.4	16449.4	24.0	1.21	1.21	1.21	1741.4	91.1		
14-Feb-26	Sunny	295.4	763.0	2.8034	2.8556	0.0522	16449.4	16473.4	24.0	1.20	1.20	1.20	1732.7	30.1		
20-Feb-26	Cloudy	294.0	763.1	2.8064	2.8885	0.0820	16473.4	16497.4	24.0	1.21	1.20	1.21	1735.7	47.3		
26-Feb-26	Cloudy	294.0	759.4	2.7974	2.8675	0.0700	16497.4	16521.4	24.0	1.20	1.20	1.20	1732.8	40.4		
													Min	30.1		
													Max	139.1		
													Average	69.6		

Note: ***Bold Italic*** means Action Level exceedance
Bold Italic with underline means Limit Level exceedance

Location CKL2 - Flat 103 Cha Kwo Ling Village

Start Date	Weather Condition	Air Temp. (K)	Atmospheric Pressure, Pa (mmHg)	Filter Weight (g)		Particulate weight (g)	Elapse Time		Sampling Time (hrs.)	Flow Rate (m ³ /min.)		Av. Flow (m ³ /min)	Total vol. (m ³)	Conc. (µg/m ³)	Action Level (µg/m ³)	Limit Level (µg/m ³)
				Initial	Final		Initial	Final		Initial	Final					
4-Feb-26	Sunny	292.9	764.7	2.7747	2.8825	0.1079	18628.7	19652.7	24.0	1.21	1.21	1.21	1739.0	82.0	183.0	260.0
10-Feb-26	Sunny	292.5	766.5	2.7929	2.9476	0.1547	18652.7	19676.7	24.0	1.21	1.21	1.21	1741.6	88.8		
14-Feb-26	Sunny	295.4	763.0	2.7541	2.8274	0.0733	18676.7	19700.7	24.0	1.20	1.20	1.20	1731.4	42.3		
20-Feb-26	Cloudy	294.0	763.1	2.7932	2.9466	0.1534	19700.7	19724.7	24.0	1.21	1.20	1.20	1734.9	88.4		
26-Feb-26	Cloudy	294.0	759.4	2.7980	2.8885	0.0905	19724.7	19748.7	24.0	1.20	1.20	1.20	1731.5	52.3		
													Min	42.3		
													Max	88.8		
													Average	66.8		

Note: ***Bold Italic*** means Action Level exceedance
Bold Italic with underline means Limit Level exceedance

Location KTD1 - Centre of Excellence in Paediatrics (Children's Hospital)

Start Date	Weather Condition	Air Temp. (K)	Atmospheric Pressure, Pa (mmHg)	Filter Weight (g)		Particulate weight (g)	Elapse Time		Sampling Time (hrs.)	Flow Rate (m ³ /min.)		Av. Flow (m ³ /min)	Total vol. (m ³)	Conc. (µg/m ³)	Action Level (µg/m ³)	Limit Level (µg/m ³)
				Initial	Final		Initial	Final		Initial	Final					
4-Feb-26	Sunny	292.9	764.7	2.7910	2.9082	0.1172	21772.6	21796.6	24.0	1.21	1.21	1.21	1739.8	67.4	177.0	260.0
10-Feb-26	Sunny	292.5	766.5	2.7550	2.8601	0.1050	21796.6	21820.6	24.0	1.21	1.21	1.21	1742.4	60.3		
14-Feb-26	Sunny	295.4	763.0	2.8014	2.8728	0.0714	21820.6	21844.6	24.0	1.20	1.20	1.20	1732.2	41.2		
20-Feb-26	Cloudy	294.0	763.1	2.7930	2.9138	0.1208	21844.6	21868.6	24.0	1.21	1.20	1.21	1735.6	69.6		
26-Feb-26	Cloudy	294.0	759.4	2.7903	2.8535	0.0633	21868.6	21892.6	24.0	1.20	1.20	1.20	1732.2	36.5		
													Min	36.5		
													Max	69.6		
													Average	55.0		

Note: ***Bold Italic*** means Action Level exceedance
Bold Italic with underline means Limit Level exceedance

Location KER1 - Future Residential Development at Kerry Godown

Start Date	Weather Condition	Air Temp. (K)	Atmospheric Pressure, Pa (mmHg)	Filter Weight (g)		Particulate weight (g)	Elapse Time		Sampling Time (hrs.)	Flow Rate (m ³ /min.)		Av. Flow (m ³ /min)	Total vol. (m ³)	Conc. (µg/m ³)	Action Level (µg/m ³)	Limit Level (µg/m ³)
				Initial	Final		Initial	Final		Initial	Final					
4-Feb-26	Sunny	292.9	764.7	2.7958	2.9675	0.1717	20408.3	20432.3	24.0	1.21	1.20	1.21	1737.6	98.8	172.0	260.0
10-Feb-26	Sunny	292.5	766.5	2.7408	2.9295	0.1887	20432.3	20456.3	24.0	1.21	1.21	1.21	1740.5	108.4		
14-Feb-26	Sunny	295.4	763.0	2.7760	2.9012	0.1252	20456.3	20480.3	24.0	1.20	1.20	1.20	1729.2	72.4		
20-Feb-26	Cloudy	294.0	763.1	2.7905	2.9921	0.2016	20480.3	20504.3	24.0	1.20	1.20	1.20	1733.0	116.3		
26-Feb-26	Fine	294.0	759.4	2.7718	2.9043	0.1326	20504.3	20528.3	24.0	1.20	1.20	1.20	1729.3	76.7		
													Min	72.4		
													Max	116.3		
													Average	94.5		

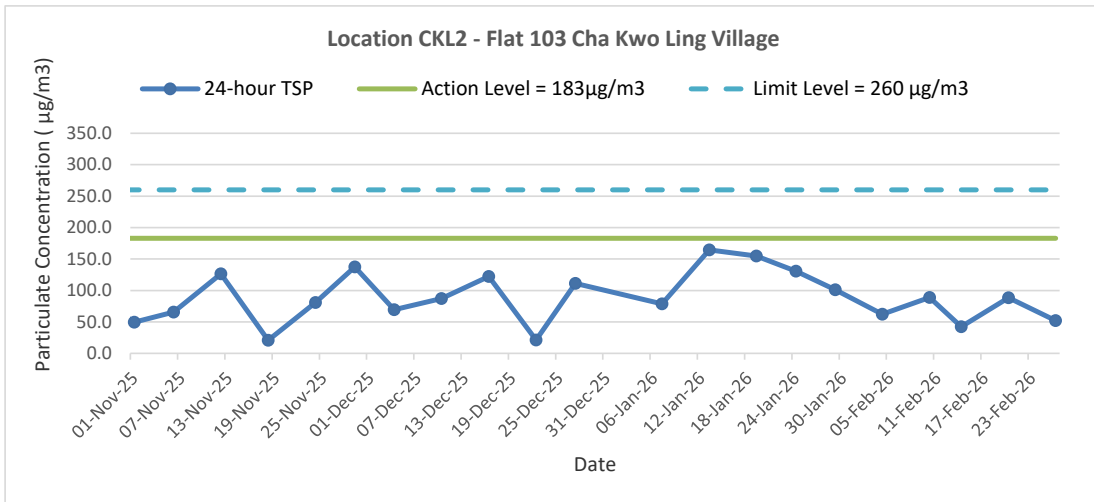
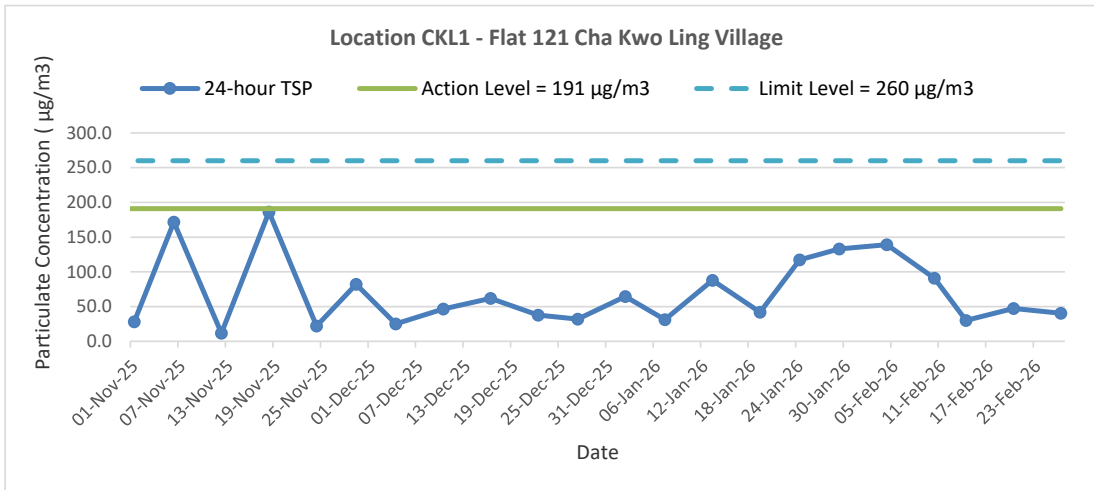
Note: ***Bold Italic*** means Action Level exceedance
Bold Italic with underline means Limit Level exceedance

Location KTD2d - Next to the SOR Office of Trunk Road T2 in Kai Tak Area

Start Date	Weather Condition	Air Temp. (K)	Atmospheric Pressure, Pa (mmHg)	Filter Weight (g)		Particulate weight (g)	Elapse Time		Sampling Time (hrs.)	Flow Rate (m ³ /min.)		Av. Flow (m ³ /min)	Total vol. (m ³)	Conc. (µg/m ³)	Action Level (µg/m ³)	Limit Level (µg/m ³)
				Initial	Final		Initial	Final		Initial	Final					
4-Feb-26	Sunny	292.9	764.7	2.8017	2.9693	0.1676	22992.1	23016.1	24.0	1.21	1.21	1.21	1741.1	96.3	157.0	260.0
10-Feb-26	Sunny	292.5	766.5	2.7420	2.8842	0.1421	23016.1	23040.1	24.0	1.21	1.21	1.21	1743.6	81.5		
14-Feb-26	Sunny	295.4	763.0	2.7877	2.9523	0.1646	23040.1	23064.1	24.0	1.20	1.20	1.20	1733.7	94.9		
20-Feb-26	Cloudy	294.0	763.1	2.7971	2.8524	0.0553	23064.1	23088.1	24.0	1.21	1.21	1.21	1737.1	31.9		
26-Feb-26	Cloudy	294.0	759.4	2.7597	2.8776	0.1179	23088.1	23112.1	24.0	1.21	1.20	1.20	1733.8	68.0		
													Min	31.9		
													Max	96.3		
													Average	74.5		

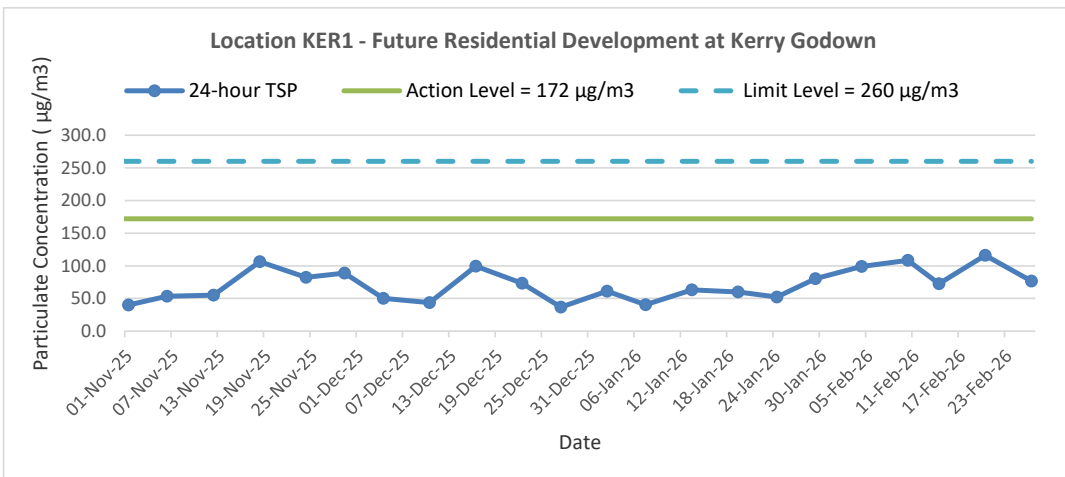
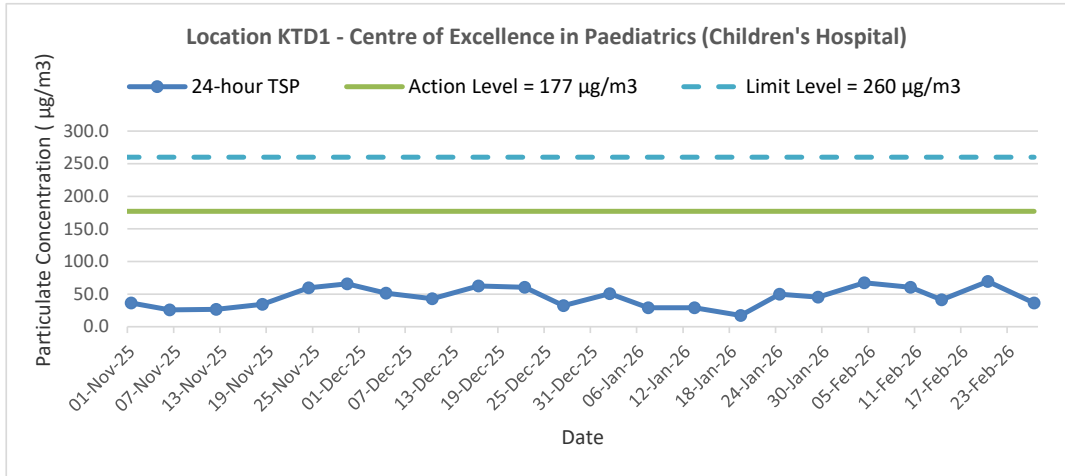
Note: ***Bold Italic*** means Action Level exceedance
Bold Italic with underline means Limit Level exceedance

24-hr TSP Concentration Levels



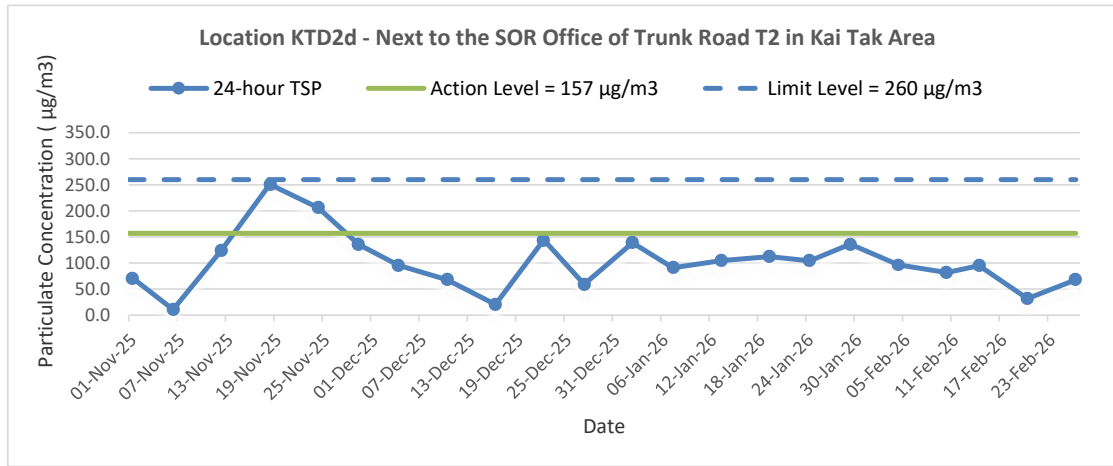
Title	Trunk Road T2 and Infrastructure Works for Developments at the Former South Apron	Date	Feb -26	Project No.	MA20003	CINOTECH
	Graphical Presentation of 24-hour TSP Monitoring Results			Appendix	F	

24-hr TSP Concentration Levels



Title	Trunk Road T2 and Infrastructure Works for Developments at the Former South Apron	Date	Feb -26	Project No.	MA20003	CINOTECH
	Graphical Presentation of 24-hour TSP Monitoring Results			Appendix	F	

24-hr TSP Concentration Levels



Title Trunk Road T2 and Infrastructure Works for Developments at the Former South Apron Graphical Presentation of 24-hour TSP Monitoring Results	Date Feb -26	Project No. MA20003	
		Appendix F	

**APPENDIX G
COPIES OF CALIBRATION
CERTIFICATES FOR NOISE
MONITORING**

High Precision Chemical Testing Ltd.

Rm 1904, Technology Park
18 On Lai Street, Shatin
NT, Hong Kong
Tel: +852 3841 4388 Website: <https://www.hpct.com.hk>



Report No. : 01353
Application No. : HP01158

Issue Date : 30 Dec 2025

Certificate of Calibration

Applicant : Cinotech Consultants Limited
RM 1710, Technology Park,
18 On Lai Street,
Shatin, N.T., Hong Kong

Sample Description : Submitted equipment stated to be Sound Level Calibrator.

Equipment No.: : N-16-01

Manufacturer: : Hangzhou Aihua Instruments Co., Ltd.

Other information :

Model No.	AWA6021A
Serial No.	1023253

Date Received : 24 Dec 2025

Test Period : 29 Dec 2025 to 29 Dec 2025

Test Requested : Performance checking for Sound Level Calibrator

Test Method : The Sound Level Meter and Calibrator has been calibrated in accordance with the documented procedures and using standard and instrument which are recommended by the manufacturer, or equivalent.

Test conditions : Room Temperature: 22-25 degree Celsius
Relative Humidity: 35-70%

Test Result : Refer to the test result(s) on page 2.

Remark : **1. Information of the sample description provided by the Applicant.**
2. The result(s) relate only to the items tested or calibrated.

For and on behalf of
HIGH PRECISION CHEMICAL TESTING LIMITED

Lee Wai Kit
Laboratory Manager

High Precision Chemical Testing Ltd.

Rm 1904, Technology Park
18 On Lai Street, Shatin
NT, Hong Kong
Tel: +852 3841 4388 Website: <https://www.hpct.com.hk>



Report No. : 01353
Application No. : HP01158

Issue Date : 30 Dec 2025

Certificate of Calibration

Measuring equipment :	Description	Sound Calibrator
	Manufacturer	Brüel & Kjær
	Model No.	TYPE 4231
	Serial No.	2326353
	Equipment No.	N-02-01
	Description	Sound Meter
	Manufacturer	BSWA Technology
	Model No.	BSWA 308
	Serial No.	580156
	Microphone No.	580804
	Equipment No.	N-12-06

Test Result :

Reference value, dB	Indication value, dB	Deviation, dB	Allowed deviation, dB
94.0	94.3	+ 0.3	± 0.3
114.0	114.3	+ 0.3	± 0.5

Note : 1. "Instrument Readings" presents the figures shown on item under calibration / checking regardless of equipment precision or significant figures.
2. The indication value was obtained from the average of ten replicated measurement.

- End of report -

High Precision Chemical Testing Ltd.

Rm 1904, Technology Park
18 On Lai Street, Shatin
NT, Hong Kong
Tel: +852 3841 4388 Website: <https://www.hpct.com.hk>



Report No. : 01347
Application No. : HP01154

Issue Date : 22 Dec 2025

Certificate of Calibration

Applicant : Cinotech Consultants Limited
RM 1710, Technology Park,
18 On Lai Street,
Shatin, N.T., Hong Kong

Sample Description : Submitted equipment stated to be Sound Level Calibrator.

Equipment No.: : N-16-02

Manufacturer: : Hangzhou Aihua Instruments Co., Ltd.

Other information	Model No.	AWA6021A
	Serial No.	1023064

Date Received : 22 Dec 2025

Test Period : 22 Dec 2025 to 22 Dec 2025

Test Requested : Performance checking for Sound Level Calibrator

Test Method : The Sound Level Meter and Calibrator has been calibrated in accordance with the documented procedures and using standard and instrument which are recommended by the manufacturer, or equivalent.

Test conditions : Room Temperature: 22-25 degree Celsius
Relative Humidity: 35-70%

Test Result : Refer to the test result(s) on page 2.

Remark : **1. Information of the sample description provided by the Applicant.**
2. The result(s) relate only to the items tested or calibrated.

For and on behalf of
HIGH PRECISION CHEMICAL TESTING LIMITED

Lee Wai Kit
Laboratory Manager

High Precision Chemical Testing Ltd.

Rm 1904, Technology Park
18 On Lai Street, Shatin
NT, Hong Kong
Tel: +852 3841 4388 Website: <https://www.hpct.com.hk>



Report No. : 01347
Application No. : HP01154

Issue Date : 22 Dec 2025

Certificate of Calibration

Measuring equipment :

Description	Sound Calibrator
Manufacturer	Brüel & Kjær
Model No.	TYPE 4231
Serial No.	2326353
Equipment No.	N-02-01

Description	Sound Meter
Manufacturer	BSWA Technology
Model No.	BSWA 308
Serial No.	580156
Microphone No.	580804
Equipment No.	N-12-06

Test Result :

Reference value, dB	Indication value, dB	Deviation, dB	Allowed deviation, dB
94.0	94.2	+ 0.2	± 0.3
114.0	114.3	+ 0.3	± 0.5

Note : 1. "Instrument Readings" presents the figures shown on item under calibration / checking regardless of equipment precision or significant figures.
2. The indication value was obtained from the average of ten replicated measurement.

- End of report -

High Precision Chemical Testing Ltd.

Rm 1904, Technology Park
18 On Lai Street, Shatin
NT, Hong Kong
Tel: +852 3841 4388 Website: <https://www.hpct.com.hk>



Report No. : 01189
Application No. : HP01011

Issue Date : 09 Jul 2025

Certificate of Calibration

Applicant : Cinotech Consultants Limited
RM 1710, Technology Park,
18 On Lai Street,
Shatin, N.T., Hong Kong

Sample Description : Submitted equipment stated to be Integrating Sound Level Meter.

Equipment No.: : N-12-07

Manufacturer: : BSWA Technology

Other information :

Model No.	BSWA 308
Serial No.	620091
Microphone No.	620230

Date Received : 08 Jul 2025

Test Period : 09 Jul 2025 to 09 Jul 2025

Test Requested : Performance checking for Sound Level Meter

Test Method : The Sound Level Calibrator has been calibrated in accordance with the documented procedures and using standard and instrument which are recommended by the manufacturer, or equivalent.

Test conditions : Room Temperature: 22-25 degree Celsius
Relative Humidity: 35-70%

Test Result : Refer to the test result(s) on page 2.

Remark : **1. Information of the sample description provided by the Applicant.**
2. The result(s) relate only to the items tested or calibrated.

For and on behalf of
HIGH PRECISION CHEMICAL TESTING LIMITED

A handwritten signature in black ink, appearing to be 'Lee Wai Kit', written over a horizontal line.

Lee Wai Kit
Laboratory Manager

High Precision Chemical Testing Ltd.

Rm 1904, Technology Park
18 On Lai Street, Shatin
NT, Hong Kong
Tel: +852 3841 4388 Website: <https://www.hpct.com.hk>



Report No. : 01189
Application No. : HP01011

Issue Date : 09 Jul 2025

Certificate of Calibration

Measuring equipment :

Description	Sound Calibrator
Manufacturer	Brüel & Kjær
Model No.	TYPE 4231
Serial No.	2326353
Equipment No.	N-02-01

Test Result :

Reference value, dB	Indication value, dB	Deviation, dB	Allowed deviation, dB
94.0	94.0	± 0.0	± 1.5
114.0	114.1	+ 0.1	± 1.5

- Note** : 1. “Instrument Readings” presents the figures shown on item under calibration / checking regardless of equipment precision or significant figures.
2. The indication value was obtained from the average of ten replicated measurement.

- End of report -

High Precision Chemical Testing Ltd.

Rm 1904, Technology Park
18 On Lai Street, Shatin
NT, Hong Kong
Tel: +852 3841 4388 Website: <https://www.hpct.com.hk>



Report No. : 01193
Application No. : HP01028

Issue Date : 18 Jul 2025

Certificate of Calibration

Applicant : Cinotech Consultants Limited
RM 1710, Technology Park,
18 On Lai Street,
Shatin, N.T., Hong Kong

Sample Description : Submitted equipment stated to be Integrating Sound Level Meter.

Equipment No.: : N-12-10
Manufacturer: : BSWA Technology

Other information	Model No.	BSWA 308
	Serial No.	620249
	Microphone No.	620753

Date Received : 16 Jul 2025

Test Period : 17 Jul 2025 to 17 Jul 2025

Test Requested : Performance checking for Sound Level Meter

Test Method : The Sound Level Calibrator has been calibrated in accordance with the documented procedures and using standard and instrument which are recommended by the manufacturer, or equivalent.

Test conditions : Room Temperature: 22-25 degree Celsius
Relative Humidity: 35-70%

Test Result : Refer to the test result(s) on page 2.

Remark : 1. Information of the sample description provided by the Applicant.
2. The result(s) relate only to the items tested or calibrated.

For and on behalf of
HIGH PRECISION CHEMICAL TESTING LIMITED

Lee Wai Kit
Laboratory Manager

High Precision Chemical Testing Ltd.

Rm 1904, Technology Park
18 On Lai Street, Shatin
NT, Hong Kong
Tel: +852 3841 4388 Website: <https://www.hpct.com.hk>



Report No. : 01193
Application No. : HP01028

Issue Date : 18 Jul 2025

Certificate of Calibration

Measuring equipment :

Description	Sound Calibrator
Manufacturer	Brüel & Kjær
Model No.	TYPE 4231
Serial No.	2326353
Equipment No.	N-02-01

Test Result :

Reference value, dB	Indication value, dB	Deviation, dB	Allowed deviation, dB
94.0	94.0	± 0.0	± 1.5
114.0	114.1	+ 0.1	± 1.5

- Note** : 1. "Instrument Readings" presents the figures shown on item under calibration / checking regardless of equipment precision or significant figures.
2. The indication value was obtained from the average of ten replicated measurement.

- End of report -

High Precision Chemical Testing Ltd.

Rm 1904, Technology Park
18 On Lai Street, Shatin
NT, Hong Kong
Tel: +852 3841 4388 Website: <https://www.hpct.com.hk>



Report No. : 01192
Application No. : HP01014

Issue Date : 09 Jul 2025

Certificate of Calibration

Applicant : Cinotech Consultants Limited
RM 1710, Technology Park,
18 On Lai Street,
Shatin, N.T., Hong Kong

Sample Description : Submitted equipment stated to be Integrating Sound Level Meter.

Equipment No.: : N-12-11

Manufacturer: : BSWA Technology

Other information :

Model No.	BSWA 308
Serial No.	620258
Microphone No.	620749

Date Received : 08 Jul 2025

Test Period : 09 Jul 2025 to 09 Jul 2025

Test Requested : Performance checking for Sound Level Meter

Test Method : The Sound Level Calibrator has been calibrated in accordance with the documented procedures and using standard and instrument which are recommended by the manufacturer, or equivalent.

Test conditions : Room Temperature: 22-25 degree Celsius
Relative Humidity: 35-70%

Test Result : Refer to the test result(s) on page 2.

Remark : **1. Information of the sample description provided by the Applicant.**
2. The result(s) relate only to the items tested or calibrated.

For and on behalf of
HIGH PRECISION CHEMICAL TESTING LIMITED

A handwritten signature in black ink, appearing to read 'Lee Wai Kit', is written over a horizontal line.

Lee Wai Kit
Laboratory Manager

High Precision Chemical Testing Ltd.

Rm 1904, Technology Park
18 On Lai Street, Shatin
NT, Hong Kong
Tel: +852 3841 4388 Website: <https://www.hpct.com.hk>



Report No. : 01192
Application No. : HP01014

Issue Date : 09 Jul 2025

Certificate of Calibration

Measuring equipment :

Description	Sound Calibrator
Manufacturer	Brüel & Kjær
Model No.	TYPE 4231
Serial No.	2326353
Equipment No.	N-02-01

Test Result :

Reference value, dB	Indication value, dB	Deviation, dB	Allowed deviation, dB
94.0	94.0	± 0.0	± 1.5
114.0	114.2	+ 0.2	± 1.5

- Note** : 1. "Instrument Readings" presents the figures shown on item under calibration / checking regardless of equipment precision or significant figures.
2. The indication value was obtained from the average of ten replicated measurement.

- End of report -

**APPENDIX H
NOISE MONITORING RESULTS AND
GRAPHICAL PRESENTATIONS**

Appendix H - Noise Monitoring Results

(0700-1900 hrs on Normal Weekdays)

Location CKL1 - Flat 121 Cha Kwo Ling Village							
Date	Time	Weather	Unit: dB (A) (30-min)				
			Measured Noise Level			Baseline Level	Construction Noise Level
			L _{eq}	L ₁₀	L ₉₀	L _{eq}	L _{eq}
5-Feb-26	15:57	Sunny	67.8	71.3	51.2	72.4	67.8 Measured ≤ Baseline
11-Feb-26	16:59	Sunny	72.2	77.2	63.4	72.4	72.2 Measured ≤ Baseline
16-Feb-26	16:28	Sunny	61.0	65.2	49.4	72.4	61 Measured ≤ Baseline
27-Feb-26	9:08	Cloudy	75.7	79.6	61.9	72.4	73

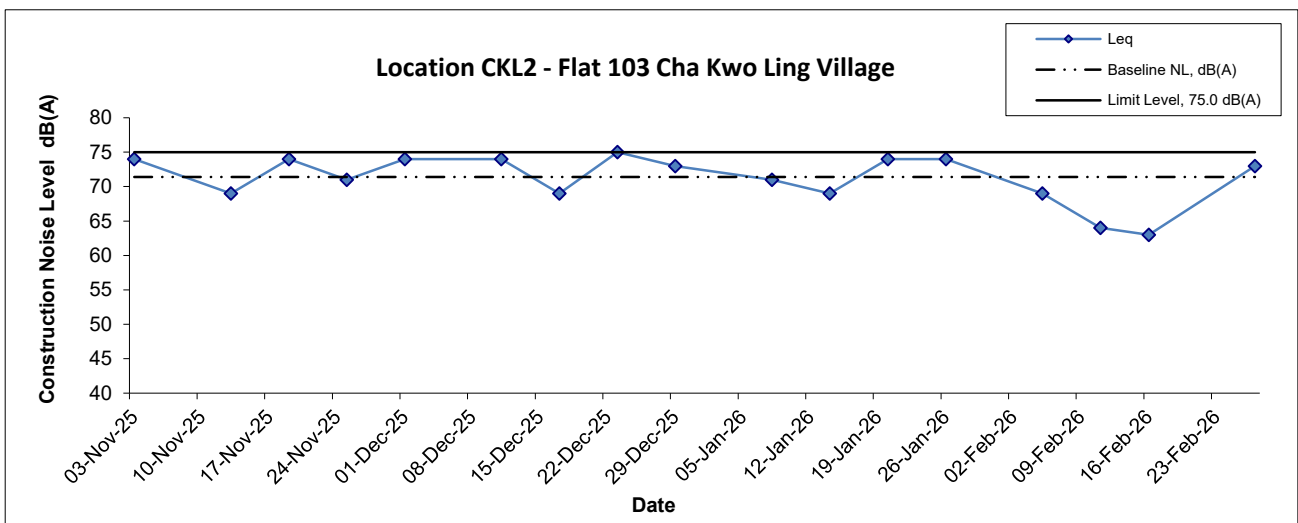
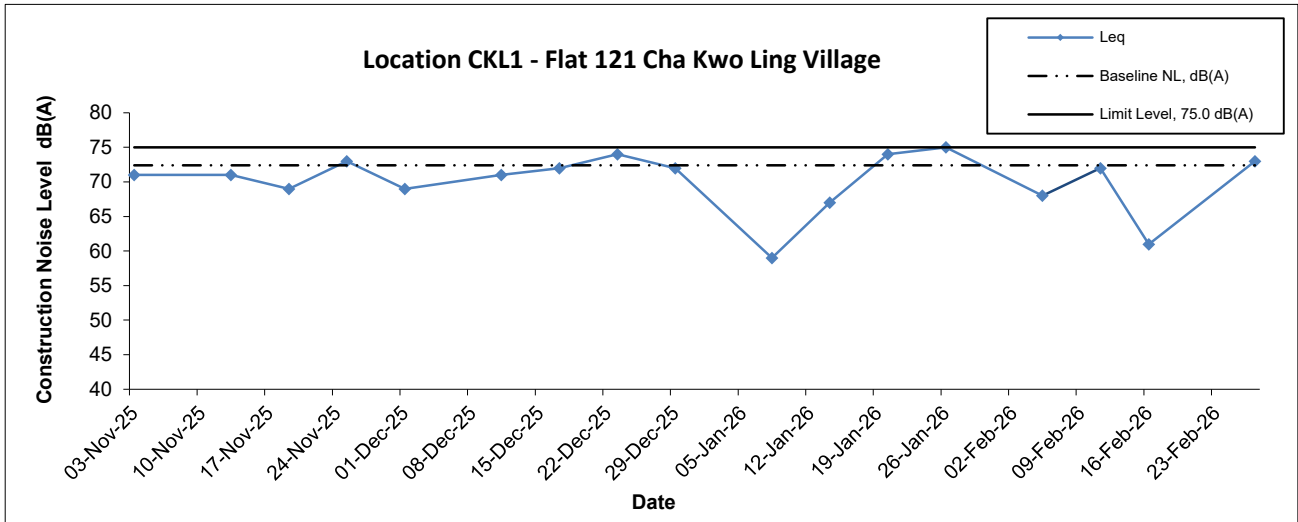
Location CKL2 - Flat 103 Cha Kwo Ling Village							
Date	Time	Weather	Unit: dB (A) (30-min)				
			Measured Noise Level			Baseline Level	Construction Noise Level
			L _{eq}	L ₁₀	L ₉₀	L _{eq}	L _{eq}
5-Feb-26	16:44	Sunny	69.1	73.5	59.6	71.4	69.1 Measured ≤ Baseline
11-Feb-26	17:33	Sunny	72.1	75.8	66.2	71.4	64
16-Feb-26	16:25	Sunny	63.2	67.5	53.2	71.4	63.2 Measured ≤ Baseline
27-Feb-26	9:39	Cloudy	75.1	79.5	59.3	71.4	73

Location KTD1 - Centre of Excellence in Paediatrics (Rooftop of Children's Hospital)							
Date	Time	Weather	Unit: dB (A) (30-min)				
			Measured Noise Level			Baseline Level	Construction Noise Level
			L _{eq}	L ₁₀	L ₉₀	L _{eq}	L _{eq}
5-Feb-26	13:46	Sunny	57.1	58.3	55.9	78.0	57.1 Measured ≤ Baseline
11-Feb-26	13:48	Sunny	56.6	58.0	55.4	78.0	56.6 Measured ≤ Baseline
16-Feb-26	13:24	Sunny	54.9	55.9	53.8	78.0	54.9 Measured ≤ Baseline
27-Feb-26	11:34	Fine	72.1	72.7	71.4	78.0	72.1 Measured ≤ Baseline

Location KER1 - Future Residential Development at Kerry Godown							
Date	Time	Weather	Unit: dB (A) (30-min)				
			Measured Noise Level			Baseline Level	Construction Noise Level
			L _{eq}	L ₁₀	L ₉₀	L _{eq}	L _{eq}
5-Feb-26	14:39	Sunny	59.4	61.8	55.4	65.0	59.4 Measured ≤ Baseline
11-Feb-26	14:37	Sunny	56.8	58.1	55.5	65.0	56.8 Measured ≤ Baseline
16-Feb-26	14:20	Sunny	58.0	59.8	55.7	65.0	58 Measured ≤ Baseline
27-Feb-26	10:39	Cloudy	71.1	73.6	66.5	65.0	70

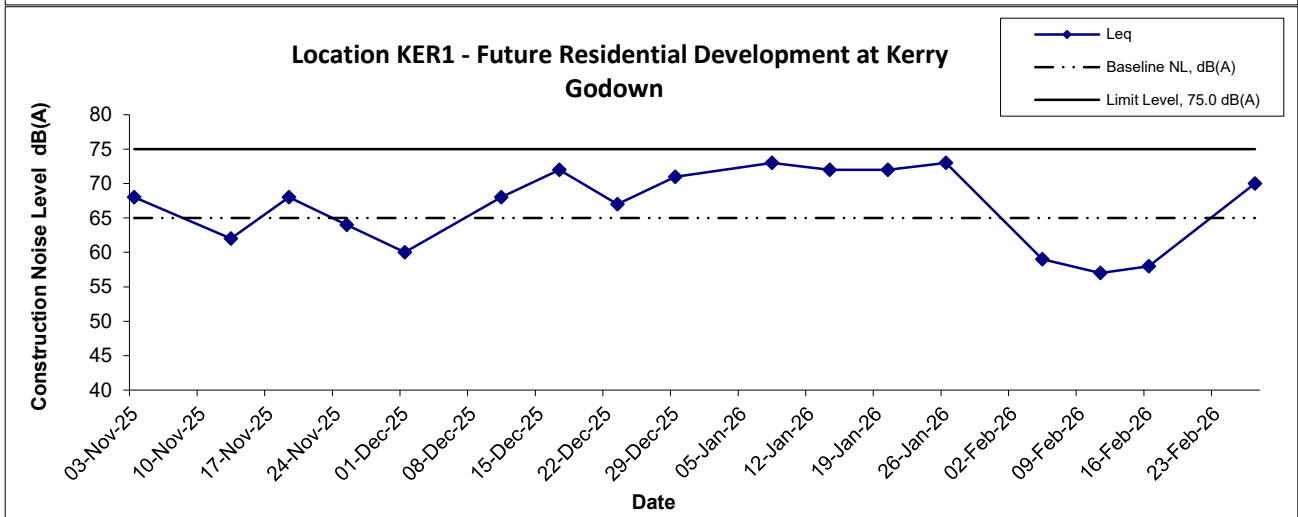
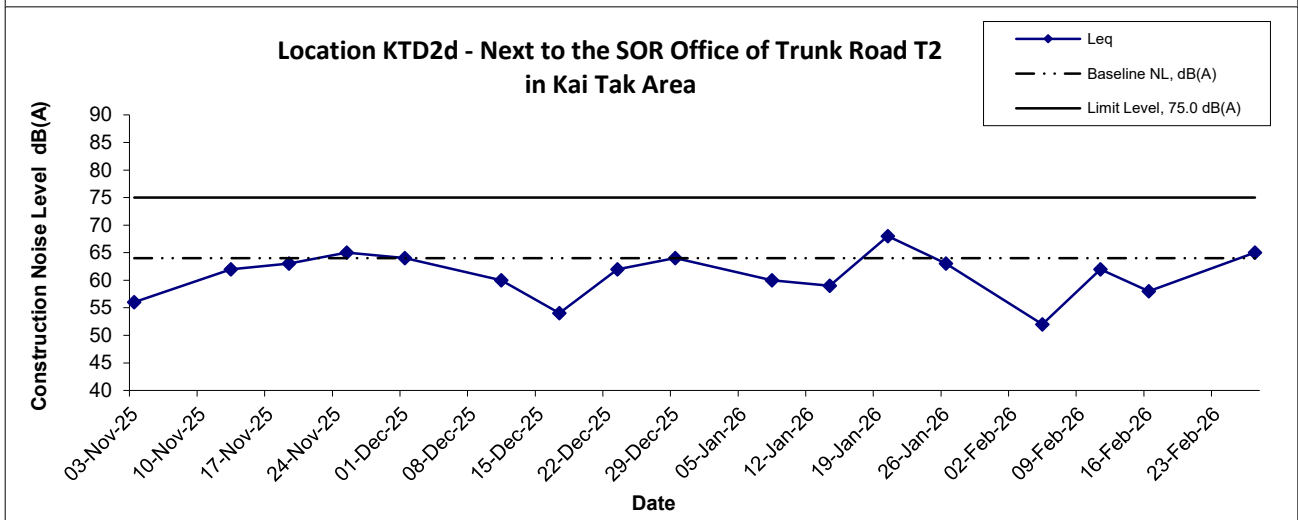
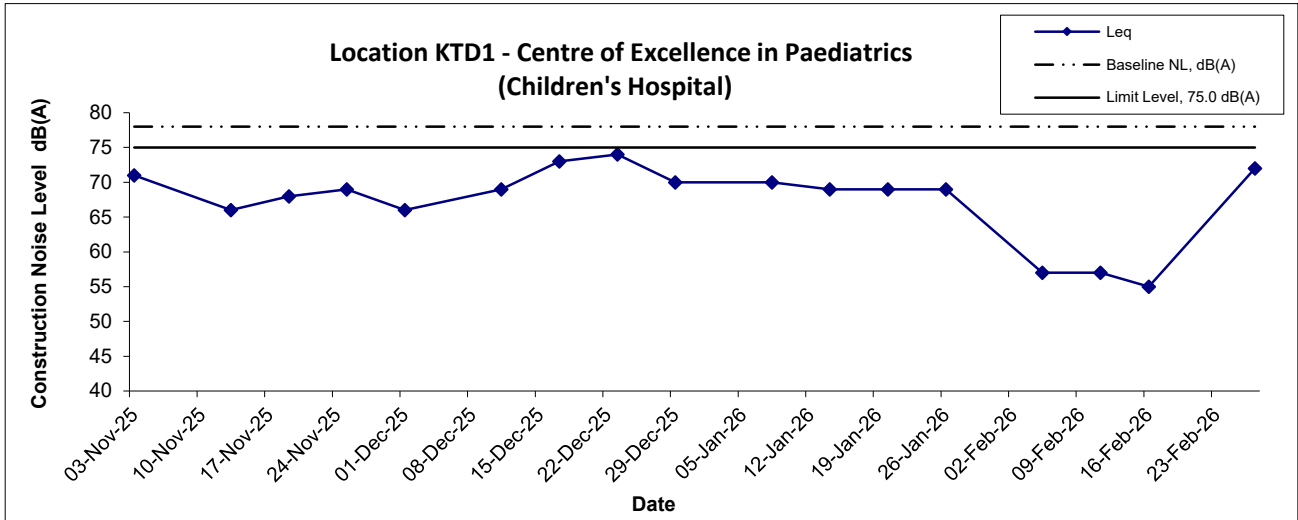
Location KTD2d - Next to the SOR Office of Trunk Road T2 in Kai Tak Area							
Date	Time	Weather	Unit: dB (A) (30-min)				
			Measured Noise Level			Baseline Level	Construction Noise Level
			L _{eq}	L ₁₀	L ₉₀	L _{eq}	L _{eq}
5-Feb-26	12:43	Sunny	51.9	53.4	48.5	64.0	52 Measured ≤ Baseline
11-Feb-26	11:42	Sunny	66.0	68.0	63.3	64.0	62
16-Feb-26	12:12	Sunny	57.6	60.1	53.4	64.0	58 Measured ≤ Baseline
27-Feb-26	13:06	Cloudy	67.6	71.8	56.2	64.0	65

Noise Levels



Title Kai Tak Development – Trunk Road T2 and Infrastructure Works at the Former South Apron Graphical Presentation of Construction Noise Monitoring Results	Date	Project	CINOTECH
	Feb 26	No. MA20003	
		Appendix H	

Noise Levels



Title Kai Tak Development – Trunk Road T2 and Infrastructure Works at the Former South Apron Graphical Presentation of Construction Noise Monitoring Results	Date Feb 26	Project No. MA20003	
	Appendix H		
	Date Feb 26		

**APPENDIX I
SITE AUDIT SUMMARY**



Weekly Site Inspection Record Summary

Inspection Information

Checklist Reference Number	260205
Date	05 February 2026 (Thursday)
Time	09:30 – 16:30

Ref. No.	Non-Compliance	Related Item No.
-	None identified	-

Ref. No.	Remarks/Observations	Related Item No.
260205-EP451-R1	<p>B. Water Quality</p> <ul style="list-style-type: none"> No environmental deficiency was identified during site inspection. <p>C. Air Quality</p> <ul style="list-style-type: none"> No environmental deficiency was identified during site inspection. <p>D. Construction Noise Impact</p> <ul style="list-style-type: none"> No environmental deficiency was identified during site inspection. <p>E. Waste/Chemical Management</p> <ul style="list-style-type: none"> Drip tray should be provided to the oil drum at the tunnel. <p>F. Visual and Landscape</p> <ul style="list-style-type: none"> No environmental deficiency was identified during site inspection. <p>G. Permits/Licences</p> <ul style="list-style-type: none"> No environmental deficiency was identified during site inspection. <p>H. Marine Ecology</p> <ul style="list-style-type: none"> No environmental deficiency was identified during site inspection. <p>I. Others</p> <ul style="list-style-type: none"> Follow up on the previous session (Ref No.:260129), all the items have been rectified. 	E09

	Name	Signature	Date
Recorded by	William Yeung		05 Feb 2026
Checked by	Karina Chan		09 Feb 2026



Weekly Site Inspection Record Summary

Inspection Information

Checklist Reference Number	260212
Date	12 February 2026 (Thursday)
Time	09:30 – 16:30

Ref. No.	Non-Compliance	Related Item No.
-	None identified	-

Ref. No.	Remarks/Observations	Related Item No.
	<p>B. Water Quality</p> <ul style="list-style-type: none"> No environmental deficiency was identified during site inspection. <p>C. Air Quality</p> <ul style="list-style-type: none"> No environmental deficiency was identified during site inspection. <p>D. Construction Noise Impact</p> <ul style="list-style-type: none"> No environmental deficiency was identified during site inspection. <p>E. Waste/Chemical Management</p> <ul style="list-style-type: none"> No environmental deficiency was identified during site inspection. <p>F. Visual and Landscape</p> <ul style="list-style-type: none"> No environmental deficiency was identified during site inspection. <p>G. Permits/Licences</p> <ul style="list-style-type: none"> No environmental deficiency was identified during site inspection. <p>H. Marine Ecology</p> <ul style="list-style-type: none"> No environmental deficiency was identified during site inspection. <p>I. Others</p> <ul style="list-style-type: none"> Follow up on the previous session (Ref No.:260205), all the items have been rectified. 	

	Name	Signature	Date
Recorded by	William Yeung		12 Feb 2026
Checked by	Karina Chan		14 Feb 2026



Weekly Site Inspection Record Summary

Inspection Information

Checklist Reference Number	260220
Date	20 February 2026 (Friday)
Time	09:30 – 16:30

Ref. No.	Non-Compliance	Related Item No.
-	None identified	-

Ref. No.	Remarks/Observations	Related Item No.
	<p>B. Water Quality</p> <ul style="list-style-type: none"> No environmental deficiency was identified during site inspection. <p>C. Air Quality</p> <ul style="list-style-type: none"> No environmental deficiency was identified during site inspection. <p>D. Construction Noise Impact</p> <ul style="list-style-type: none"> No environmental deficiency was identified during site inspection. <p>E. Waste/Chemical Management</p> <ul style="list-style-type: none"> No environmental deficiency was identified during site inspection. <p>F. Visual and Landscape</p> <ul style="list-style-type: none"> No environmental deficiency was identified during site inspection. <p>G. Permits/Licences</p> <ul style="list-style-type: none"> No environmental deficiency was identified during site inspection. <p>H. Marine Ecology</p> <ul style="list-style-type: none"> No environmental deficiency was identified during site inspection. <p>I. Others</p> <ul style="list-style-type: none"> No environmental deficiency was identified in previous session (Ref No.: 260212). 	

	Name	Signature	Date
Recorded by	William Yeung		20 Feb 2026
Checked by	Karina Chan		23 Feb 2026



Weekly Site Inspection Record Summary

Inspection Information

Checklist Reference Number	260226
Date	26 February 2026 (Thursday)
Time	09:30 – 16:30

Ref. No.	Non-Compliance	Related Item No.
-	None identified	-

Ref. No.	Remarks/Observations	Related Item No.
	<p>B. Water Quality</p> <ul style="list-style-type: none"> No environmental deficiency was identified during site inspection. <p>C. Air Quality</p> <ul style="list-style-type: none"> No environmental deficiency was identified during site inspection. <p>D. Construction Noise Impact</p> <ul style="list-style-type: none"> No environmental deficiency was identified during site inspection. <p>E. Waste/Chemical Management</p> <ul style="list-style-type: none"> No environmental deficiency was identified during site inspection. <p>F. Visual and Landscape</p> <ul style="list-style-type: none"> No environmental deficiency was identified during site inspection. <p>G. Permits/Licences</p> <ul style="list-style-type: none"> No environmental deficiency was identified during site inspection. <p>H. Marine Ecology</p> <ul style="list-style-type: none"> No environmental deficiency was identified during site inspection. <p>I. Others</p> <ul style="list-style-type: none"> No environmental deficiency was identified in previous session (Ref No.: 260220). 	

	Name	Signature	Date
Recorded by	William Yeung		26 Feb 2026
Checked by	Karina Chan		02 Mar 2026

Contract No. ED/2020/03

Environmental Team for Trunk Road T2 – Traffic Control and Surveillance System (TCSS) and Associated Works



Site Inspection Record Summary

Inspection Information

Checklist Reference Number	260205
Date	05 February 2026 (Thursday)
Time	09:30 – 12:30

Ref. No.	Non-Compliance	Related Item No.
-	None identified	-

Ref. No.	Remarks/Observations	Related Item No.
	<p>B. Water Quality</p> <ul style="list-style-type: none">No environmental deficiency was identified during site inspection. <p>C. Air Quality</p> <ul style="list-style-type: none">No environmental deficiency was identified during site inspection. <p>D. Construction Noise Impact</p> <ul style="list-style-type: none">No environmental deficiency was identified during site inspection. <p>E. Waste/Chemical Management</p> <ul style="list-style-type: none">No environmental deficiency was identified during site inspection. <p>F. Visual and Landscape</p> <ul style="list-style-type: none">No environmental deficiency was identified during site inspection. <p>G. Permits/Licences</p> <ul style="list-style-type: none">No environmental deficiency was identified during site inspection. <p>I. Others</p> <ul style="list-style-type: none">Follow up on the previous session (Ref No.:260129), no major environmental deficiency was identified during site inspection.	

	Name	Signature	Date
Recorded by	William Yeung		05 Feb 2026
Checked by	Karina Chan		09 Feb 2026

Contract No. ED/2020/03

Environmental Team for Trunk Road T2 – Traffic Control and Surveillance System (TCSS) and Associated Works



Site Inspection Record Summary

Inspection Information

Checklist Reference Number	260213
Date	13 February 2026 (Friday)
Time	09:30 – 12:30

Ref. No.	Non-Compliance	Related Item No.
-	None identified	-

Ref. No.	Remarks/Observations	Related Item No.
	<p>B. Water Quality</p> <ul style="list-style-type: none">• No environmental deficiency was identified during site inspection. <p>C. Air Quality</p> <ul style="list-style-type: none">• No environmental deficiency was identified during site inspection. <p>D. Construction Noise Impact</p> <ul style="list-style-type: none">• No environmental deficiency was identified during site inspection. <p>E. Waste/Chemical Management</p> <ul style="list-style-type: none">• No environmental deficiency was identified during site inspection. <p>F. Visual and Landscape</p> <ul style="list-style-type: none">• No environmental deficiency was identified during site inspection. <p>G. Permits/Licences</p> <ul style="list-style-type: none">• No environmental deficiency was identified during site inspection. <p>I. Others</p> <ul style="list-style-type: none">• Follow up on the previous session (Ref No.:260205), no major environmental deficiency was identified during site inspection.	

	Name	Signature	Date
Recorded by	William Yeung		13 Feb 2026
Checked by	Karina Chan		16 Feb 2026

Contract No. ED/2020/03

Environmental Team for Trunk Road T2 – Traffic Control and Surveillance System (TCSS) and Associated Works



Site Inspection Record Summary

Inspection Information

Checklist Reference Number	260220
Date	20 February 2026 (Friday)
Time	09:30 – 12:30

Ref. No.	Non-Compliance	Related Item No.
-	None identified	-

Ref. No.	Remarks/Observations	Related Item No.
	<p>B. Water Quality</p> <ul style="list-style-type: none">• No environmental deficiency was identified during site inspection. <p>C. Air Quality</p> <ul style="list-style-type: none">• No environmental deficiency was identified during site inspection. <p>D. Construction Noise Impact</p> <ul style="list-style-type: none">• No environmental deficiency was identified during site inspection. <p>E. Waste/Chemical Management</p> <ul style="list-style-type: none">• No environmental deficiency was identified during site inspection. <p>F. Visual and Landscape</p> <ul style="list-style-type: none">• No environmental deficiency was identified during site inspection. <p>G. Permits/Licences</p> <ul style="list-style-type: none">• No environmental deficiency was identified during site inspection. <p>I. Others</p> <ul style="list-style-type: none">• Follow up on the previous session (Ref No.:260213), no major environmental deficiency was identified during site inspection.	

	Name	Signature	Date
Recorded by	William Yeung		20 Feb 2026
Checked by	Karina Chan		23 Feb 2026

Contract No. ED/2020/03

Environmental Team for Trunk Road T2 – Traffic Control and Surveillance System (TCSS) and Associated Works



Site Inspection Record Summary

Inspection Information

Checklist Reference Number	260226
Date	26 February 2026 (Thursday)
Time	09:30 – 12:30

Ref. No.	Non-Compliance	Related Item No.
-	None identified	-

Ref. No.	Remarks/Observations	Related Item No.
	<p>B. Water Quality</p> <ul style="list-style-type: none">• No environmental deficiency was identified during site inspection. <p>C. Air Quality</p> <ul style="list-style-type: none">• No environmental deficiency was identified during site inspection. <p>D. Construction Noise Impact</p> <ul style="list-style-type: none">• No environmental deficiency was identified during site inspection. <p>E. Waste/Chemical Management</p> <ul style="list-style-type: none">• No environmental deficiency was identified during site inspection. <p>F. Visual and Landscape</p> <ul style="list-style-type: none">• No environmental deficiency was identified during site inspection. <p>G. Permits/Licences</p> <ul style="list-style-type: none">• No environmental deficiency was identified during site inspection. <p>I. Others</p> <ul style="list-style-type: none">• Follow up on the previous session (Ref No.:260220), no major environmental deficiency was identified during site inspection.	

	Name	Signature	Date
Recorded by	William Yeung		26 Feb 2026
Checked by	Karina Chan		02 Mar 2026

APPENDIX J
EVENT AND ACTION PLANS

Appendix J - Event Action Plans

Table J-1 Event/Action Plan for Air Construction Dust Monitoring

Event	Action			
	ET	IEC	ER	Contractor
Action Level				
1. Exceedance for one sample	<ol style="list-style-type: none"> 1. Identify source, investigate the causes of complaint and propose remedial measures; 2. Inform IEC and ER; 3. Repeat measurement to confirm finding; 4. Increase monitoring frequency. 	<ol style="list-style-type: none"> 1. Check monitoring data submitted by ET; 2. Check Contractor's working method. 	<ol style="list-style-type: none"> 1. Notify Contractor. 	<ol style="list-style-type: none"> 1. Rectify any unacceptable practice; 2. Amend working methods agreed with the ER as appropriate.
2. Exceedance by two or more consecutive samples	<ol style="list-style-type: none"> 1. Identify source; 2. Inform IEC and ER; 3. Advise the ER on the effectiveness of the proposed remedial measures; 4. Repeat measurements to confirm findings; 5. Increase monitoring frequency to daily; 6. Discuss with IEC, ER and Contractor on remedial actions required; 	<ol style="list-style-type: none"> 1. Check monitoring data submitted by ET; 2. Check Contractor's working method; 3. Discuss with ET, ER and Contractor on possible remedial measures if required; 4. Advise the ER on the effectiveness of the proposed remedial measures; 	<ol style="list-style-type: none"> 1. Notify Contractor; 2. Ensure remedial measures properly implemented. 	<ol style="list-style-type: none"> 1. Submit proposals for remedial actions to IEC within three working days of notification; 2. Implement the agreed proposals; 3. Amend proposal if appropriate.

Appendix J - Event Action Plans

Event	Action			
	ET	IEC	ER	Contractor
	7. If exceedance continues, arrange meeting with IEC, Contractor and ER; 8. If exceedance stops, cease additional monitoring.			
Limit level				
1. Exceedance for one sample	1. Identify source, investigate the causes of exceedance and propose remedial measures; 2. Inform the IEC, ER, and Contractor; 3. Repeat measurement to confirm finding; 4. Increase monitoring frequency to daily; 5. Assess effectiveness of Contractor's remedial actions and keep IEC and ER informed of the results.	1. Check monitoring data submitted by ET; 2. Check Contractor's working method; 3. Discuss with ET, ER and Contractor on possible remedial measures; 4. Advise the ER and ET on the effectiveness of the proposed remedial measures; 5. Supervise implementation of remedial measures.	1. Confirm receipt of notification of exceedance in writing; 2. Notify Contractor; 3. Ensure remedial measures properly implemented.	1. Take immediate action to avoid further exceedance; 2. Submit proposals for remedial actions to the ER and copy to the ET and IEC within three working days of notification; 3. Implement the agreed proposals; 4. Amend proposal if appropriate.
2. Exceedance for two or more consecutive	1. Notify IEC, ER and Contractor; 2. Identify source;	1. Discuss amongst ER, ET, and Contractor on the potential remedial actions;	1. Confirm receipt of notification of exceedance in writing;	1. Take immediate action to avoid further exceedance; 2. Submit proposals for remedial

Appendix J - Event Action Plans

Event	Action			
	ET	IEC	ER	Contractor
samples	<ol style="list-style-type: none"> 3. Repeat measurement to confirm findings; 4. Increase monitoring frequency to daily; 5. Carry out analysis of Contractor's working procedures with the ER to determine possible mitigation to be implemented; 6. Arrange meeting with IEC and ER to discuss the remedial actions to be taken; 7. Assess effectiveness of Contractor's remedial actions and keep IEC, EPD and ER informed of the results; 8. If exceedance stops, cease additional monitoring. 	<ol style="list-style-type: none"> 2. Review Contractor's remedial actions whenever necessary to assure their effectiveness and advise the ER and ET accordingly; 3. Supervise the implementation of remedial measures. 	<ol style="list-style-type: none"> 2. Notify Contractor; 3. In consolidation with the IEC and ET, agree with the Contractor on the remedial measures to be implemented; 4. Ensure remedial measures properly implemented; 5. If exceedance continues, consider what portion of the work is responsible and instruct the Contractor to stop that portion of work until the exceedance is abated. 	<ol style="list-style-type: none"> actions to ER and copy to the IEC and ET within three working days of notification; 3. Implement the agreed proposals; 4. Resubmit proposals if problem still not under control; 5. Stop the relevant portion of works as determined by the ER until the exceedance is abated.

Appendix J - Event Action Plans

Table J-2 Event/Action Plan for Construction Noise Monitoring

Event	Action			
	ET	IEC	ER	Contractor
Action Level	<ol style="list-style-type: none"> 1. Notify IEC, ER and Contractor; 2. Carry out investigation; 3. Report the results of investigation to the IEC and Contractor; 4. Discuss jointly with the ER and formulate remedial measures; 5. Increase monitoring frequency to check mitigation effectiveness. 	<ol style="list-style-type: none"> 1. Review the monitoring data submitted by the ET; 2. Review the construction methods and proposed remedial measures by the Contractor, and advise the ET and ER if the proposed remedial measures would be sufficient. 	<ol style="list-style-type: none"> 1. Notify Contractor; 2. Require Contractor to propose remedial measures for implementation if required. 	<ol style="list-style-type: none"> 1. Submit noise mitigation proposals to the ER and copy to the IEC and ET; 2. Implement noise mitigation proposals.
Limit Level	<ol style="list-style-type: none"> 1. Notify IEC, ER and Contractor; 2. Identify source; 3. Repeat measurements to confirm findings; 4. Carry out analysis of Contractor's working 	<ol style="list-style-type: none"> 1. Discuss amongst ER, ET, and Contractor on the potential remedial actions; 2. Review the Contractor's remedial actions whenever necessary to assure their effectiveness and advise the 	<ol style="list-style-type: none"> 1. Confirm receipt of notification of failure in writing; 2. Notify Contractor; 3. Require Contractor to propose remedial measures for the analysed noise 	<ol style="list-style-type: none"> 1. Take immediate action to avoid further exceedance; 2. Submit proposals for remedial actions to the ER and copy to the ET and IEC within 3 working days of notification;

Appendix J - Event Action Plans

Event	Action			
	ET	IEC	ER	Contractor
	<p>procedures to determine possible mitigation to be implemented;</p> <p>5. Record the causes and action taken for the exceedances;</p> <p>6. Increase the monitoring frequency;</p> <p>7. Assess the effectiveness of the Contractor's remedial action with the ER and keep the IEC informed of the results;</p> <p>8. If exceedance stops, cease additional monitoring.</p>	<p>ER accordingly;</p> <p>3. Supervise the implementation of remedial measures.</p>	<p>problem;</p> <p>4. Ensure remedial measures properly implemented;</p> <p>5. If exceedance continues, consider what portion of the work is responsible and instruct the Contractor to stop that portion of work until the exceedance is abated.</p>	<p>3. Implement the agreed proposals;</p> <p>4. Resubmit proposals if problem still not under control;</p> <p>5. Stop the relevant portion of works as determined by the ER until the exceedance is abated.</p>

Appendix J - Event Action Plans

Table J-3 Event/Action Plan for Landscape and Visual

Event	Action			
	ET	IEC	ER	Contractor
Non-conformity on one occasion	<ol style="list-style-type: none"> 1. Identify Source; 2. Inform the IEC and the ER; 3. Discuss remedial actions with IEC, ER and Contractor 4. Monitor remedial actions until rectification has been completed. 	<ol style="list-style-type: none"> 1. Check report; 2. Check Contractor's working method; 3. Discuss with ET and the Contractor on possible remedial measures; 4. Advise ER on effectiveness of proposed remedial measures; 5. Check implementation of remedial measures 	<ol style="list-style-type: none"> 1. Notify Contractor; 2. Ensure remedial measures are properly implemented. 	<ol style="list-style-type: none"> 1. Amend working methods; 2. Rectify damage and undertake any necessary replacement.

Appendix J - Event Action Plans

Event	Action			
	ET	IEC	ER	Contractor
Repeated Non-conformity	<ol style="list-style-type: none"> 1. Identify source; 2. Inform the IEC and the ER; 3. Increase monitoring frequency; 4. Discuss remedial actions with the IEC, the ER and the Contractor; 5. Monitor remedial actions until rectification has been completed; 6. If exceedance stops, cease additional monitoring. 	<ol style="list-style-type: none"> 1. Check monitoring report; 2. Check Contractor's working method; 3. Discuss with ET and the Contractor on possible remedial measures; 4. Advise ER on effectiveness of proposed remedial measures; 5. Check implementation of remedial measures 	<ol style="list-style-type: none"> 1. Notify Contractor; 2. Ensure remedial measures are properly implemented. 	<ol style="list-style-type: none"> 1. Amend working methods; 2. Rectify damage and undertake any necessary replacement.

**APPENDIX K
ENVIRONMENTAL MITIGATION
IMPLEMENTATION SCHEDULE (EMIS)**

EM&A Ref.	Recommended Mitigation Measures	Objectives of the Recommended Measures & Main Concern to Address	Location/Timing	Implementation Agent	Relevant Standard or Requirement	Implementation Stages			Status
						D	C	O	
Air Quality Impact									
S2.3.1.1	<p>The specific mitigation comprises the following:</p> <p>watering of the construction areas 12 times per day to reduce dust emissions by 91.7%, with reference to the “Control of Open Fugitive Dust Sources” (USEPA AP-42). The amount of water to be applied would be 0.91L/m² for the respective watering frequency;</p> <p>Dust enclosures with watering would be provided along the loading ramps and conveyor belts for unloading the C&D materials to the barge for dust suppression; and</p> <p>3-sided barriers around the stockpiling areas WA3 and WA4.</p>	To minimize dust emission during construction works	All relevant works sites, conveyor belts and stockpiles	Contractor and Sub-contractors	APCO / EIAO	Y	Y		^
									N/A(1)
									^
S2.3.1.2	<p>The dust control measures detailed below shall also be incorporated into the Contract Specification where practicable as an integral part of good construction practice:</p> <p>Use of regular watering to reduce dust emissions from exposed site surfaces and unpaved roads, particularly during dry weather;</p> <p>Use of frequent watering for particularly dusty construction areas and areas close to ASRs;</p> <p>Side enclosure and covering of any aggregate or dusty material storage piles to reduce emissions. Where this is not practicable owing to frequent usage, watering shall be applied to aggregate fines;</p> <p>Open stockpiles shall be avoided or covered. Prevent placing dusty material storage piles near ASRs;</p> <p>Tarpaulin covering of all dusty vehicle loads transported to, from and between site locations;</p> <p>Establishment and use of vehicle wheel and body washing facilities at the exit points of the site;</p> <p>Imposition of speed controls for vehicles on unpaved site roads, 8 km per hour is the recommended limit;</p>	To minimize dust emission during construction works	All relevant works sites	Contractor and Sub-contractors	APCO / EIAO	Y	Y		^
									^
									^
									^
									^
									^
									N/A(1)

EM&A Ref.	Recommended Mitigation Measures	Objectives of the Recommended Measures & Main Concern to Address	Location/Timing	Implementation Agent	Relevant Standard or Requirement	Implementation Stages			Status
						D	C	O	
	Routing of vehicles and position of construction plant should be at the maximum possible distance from ASRs;								^
	Every stock of more than 20 bags of cement or dry pulverised fuel ash (PFA) should be covered entirely by impervious sheeting or placed in an area sheltered on the top and the 3 sides;								^
	Cement or dry PFA delivered in bulk should be stored in a closed silo fitted with an audible high level alarm which is interlocked with the material filling line and no overfilling is allowed; and								N/A(1)
	Loading, unloading, transfer, handling or storage of bulk cement or dry PFA should be carried out in a totally enclosed system or facility, and any vent or exhaust should be fitted with an effective fabric filter or equivalent air pollution control system.								N/A(1)
Noise Impact									
S3.4.1.1	The use of quieter plant, including Quality Powered Mechanical Equipment (QPME) is specified for the list of equipment: - Concrete lorry mixer - Dump Truck, 5.5 tonne < gross vehicle weight ≤ 38 tonne - Generator, Super Silenced, 70 dB(A) at 7m - Poker, vibratory, Hand-held (electric) - Water Pump, Submersible (Electric) - Mobile Crane - KOBELCO CKS900 - Excavator, wheeled/tracked - HYUNDAI R80CR-9	To minimise air-borne noise impacts	All relevant works sites	Contractor and Sub-contractors	NCO / EIAO		Y		^
S3.4.1.1	Use of temporary or fixed noise barriers with a surface density of at least 10kg/m ² to screen noise from movable and stationary plant.	To minimise air-borne noise impacts	All relevant works sites	Contractor and Sub-contractors	NCO / EIAO		Y		^
S3.4.1.1	Use of enclosures with covers at top and three sides and a surface density of at least 10kg/m ² to screen noise from generally static noisy plant such as air compressors.	To minimise air-borne noise impacts	All relevant works sites	Contractor and Sub-contractors	NCO / EIAO		Y		N/A(1)
S3.4.1.1	Use of acoustic fabric for the silent piling system, drill rigs, rock drills etc.	To minimise air-borne noise impacts	All relevant works sites	Contractor and Sub-contractors	NCO / EIAO		Y		^
S3.4.1.1	Proper fitting of silencers and mufflers on the ventilation fans.	To minimise air-borne noise impacts	All relevant works sites	Contractor and Sub-contractors	NCO / EIAO		Y		N/A(1)

EM&A Ref.	Recommended Mitigation Measures	Objectives of the Recommended Measures & Main Concern to Address	Location/Timing	Implementation Agent	Relevant Standard or Requirement	Implementation Stages			Status
						D	C	O	
S3.4.1.1	Implementation of good site practice:	To minimise air-borne noise impacts	All relevant works sites	Contractor and Sub-contractors	NCO / EIAO		Y		^
	Only well-maintained plant should be operated on-site and plants should be serviced regularly during the construction period;								^
	Mobile plant, if any, should be sited as far from NSRs as possible;								^
	Plant known to emit noise strongly in one direction should, wherever possible, be properly orientated so that the noise is directed away from the nearby NSRs;								^
	Use of site hoarding as a noise barrier to screen noise at low level NSRs;								^
	Machines and plant that may be in intermittent use should be shut down between works periods or should be throttled down to a minimum; and								^
	Any material stockpiles and other structures should be effectively utilised, wherever practicable, to screen the noise from on-site construction activities.								^
	The advancing speed of the TBM should be restricted to 2m/hr in order to ensure compliance with the daytime ground-borne noise limits.	N/A							
Water Quality									
S4.2.1.1	<p>In accordance with the Practice Note for Professional Persons on Construction Site Drainage, Environmental Protection Department, 1994 (ProPECC PN 1/94), construction phase mitigation measures shall include the following:</p> <p>Surface run-off from the construction site, including all Works Areas, will be discharged into storm drains via adequately designed sand/silt removal facilities such as sand traps, silt traps and sedimentation basins. At the establishment of works sites and works areas including the barging point, perimeter cut-off drains to direct off-site water around the site should be constructed with internal drainage works and erosion and sedimentation control facilities implemented. Channels (both temporary and permanent drainage pipes and culverts), earth bunds or sand bag barriers should be provided to divert the storm water to the silt removal facilities. The design of the temporary on-site drainage system will be undertaken by the Contractor prior to the commencement of construction and the catch-pits and perimeter channels would be constructed in advance of site formation works and earthworks;</p>	To control water quality impact from construction site runoff and general construction activities	All works sites	Contractor and Sub-contractors	Water Pollution Control Ordinance / ProPECC PN 1/94		Y		^

EM&A Ref.	Recommended Mitigation Measures	Objectives of the Recommended Measures & Main Concern to Address	Location/Timing	Implementation Agent	Relevant Standard or Requirement	Implementation Stages			Status
						D	C	O	
	<p>Dikes or embankments for flood protection should be implemented around the boundaries of earthwork areas and Works Areas. Temporary ditches should be provided to facilitate the runoff discharge into an appropriate watercourse, through a site/sediment trap;</p> <p>The design of efficient silt removal facilities should be based on the guidelines in Appendix A1 of ProPECC PN 1/94, which states that the retention time for silt/sand traps should be 5 minutes under maximum flow conditions. The sizes may vary depending upon the flow rate, but for a flow rate of $0.1\text{m}^3/\text{s}$, a sedimentation basin of 30m^3 would be required and for a flow rate of $0.5\text{m}^3/\text{s}$ the basin would be 150m^3. All effluent discharged from the construction site should comply with the standards stipulated in the TM-DSS. The detailed design of the sand/silt traps shall be undertaken by the Contractor prior to the commencement of construction;</p> <p>In accordance with ProPECC PN 1/94, the construction works should be programmed to minimise surface excavation works during rainy seasons (April to September), as far as practicable. All exposed earth areas should be completed and vegetated as soon as possible after the earthworks have been completed, or alternatively, within 14 days of the cessation of earthworks where practicable. If excavation of soil cannot be avoided during the rainy season, or at any time of year when rainstorms are likely, exposed slope surfaces should be covered by tarpaulin or other means;</p> <p>The overall slope of works sites should be kept to a minimum to reduce the erosive potential of surface water flows, and all trafficked areas and access roads should be protected by coarse stone ballast. An additional advantage accruing from the use of crushed stone is the positive traction gained during the prolonged periods of inclement weather and the reduction of surface sheet flows;</p> <p>All drainage facilities and erosion and sediment control structures should be regularly inspected and maintained to ensure their proper and efficient operation at all times particularly following rainstorms. Deposited silts and grits should be removed regularly and disposed of by spreading evenly over stable, vegetated areas;</p> <p>Measures should be taken to minimise the ingress of site drainage into excavations. If the excavation of trenches in wet season is inevitable, they should be dug and backfilled in short sections wherever practicable. The water pumped out from trenches or foundation excavations should be discharged into storm drains via silt removal facilities;</p>								^
									N/A(1)
									^
									^
									^
									^

EM&A Ref.	Recommended Mitigation Measures	Objectives of the Recommended Measures & Main Concern to Address	Location/Timing	Implementation Agent	Relevant Standard or Requirement	Implementation Stages			Status
						D	C	O	
	Open stockpiles of construction materials (for example, aggregates, sand and fill material) should be covered with tarpaulin or similar fabric during rainstorms. Measures should be taken to prevent the washing away of construction materials, soil, silt or debris into any drainage system;								^
	Manholes (including newly constructed ones) should always be adequately covered and temporarily sealed so as to prevent silt, construction materials or debris being washed into the drainage system and storm runoff being directed into foul sewers;								^
	Precautions to be taken at any time of the year when rainstorms are likely, actions to be taken when a rainstorm is imminent or forecasted and during or after rainstorms, are summarised in Appendix A2 of ProPECC PN 1/94. Particular attention should be paid to the control of silty surface runoff during storm events;								N/A(1)
	All vehicles and plant should be cleaned before leaving a construction site to ensure no earth, mud, debris and the like is deposited by them on roads. An adequately designed and sited wheel washing facilities should be provided at the exit of every construction site where practicable. Wash- water should have sand and silt settled out and removed at least on a weekly basis to ensure the continued efficiency of the process. The section of access road leading to, and exiting from, the wheel-washing bay to public roads should be paved with sufficient backfall toward the wheel- washing bay to prevent vehicle tracking of soil and silty water to public roads and drains;								^
	Oil interceptors should be provided in the drainage system downstream of any oil/fuel pollution sources, specifically Works Areas WA1, WA2, WA4 and WA5 where plant maintenance is proposed. Oil interceptors should be emptied and cleaned regularly to prevent the release of oil and grease into the storm water drainage system after accidental spillage. A bypass should be provided for oil interceptors to prevent flushing during heavy rain;								N/A(1)
	The construction solid waste, debris and rubbish on-site should be collected, handled and disposed of properly to avoid causing any water quality impacts. The requirements for solid waste management are detailed in Section 11 Waste Management of this EIA report; and								^
	All fuel tanks and storage areas should be provided with locks and sited on sealed areas, within bunds of a capacity equal to 110% of the storage capacity of the largest tank to prevent spilled fuel oils from reaching the nearby WSRs.								*

EM&A Ref.	Recommended Mitigation Measures	Objectives of the Recommended Measures & Main Concern to Address	Location/Timing	Implementation Agent	Relevant Standard or Requirement	Implementation Stages			Status
						D	C	O	
S4.2.1.1 and 4.3.1.5	There is a need to apply to the EPD for a discharge licence for discharge of effluent from the construction site under the WPCO. The discharge quality must meet the requirements specified in the discharge licence. All the runoff and wastewater generated from the works areas should be treated so that it satisfies all the standards listed in the TM-DSS. Minimum distances of 100m should be maintained between the discharge points of construction site effluent and the existing seawater intakes. The beneficial uses of the treated effluent for other on-site activities such as dust suppression, wheel washing and general cleaning etc, can minimise water consumption and reduce the effluent discharge volume. If monitoring of the treated effluent quality from the works areas is required during the construction phase of the Project, the monitoring should be carried out in accordance with the WPCO license	To control water quality impact from effluent discharge from construction site	All works sites	Contractor and Sub-contractors	Water Pollution Control Ordinance		Y		N/A(1)
S4.2.1.1	<p>Specific mitigation measures for the tunnelling works using TBM, soft ground and mechanical excavation techniques should include the following:</p> <p>The cut-and-cover tunnelling works should be conducted sequentially as far as practicable to limit the amount of construction wastewater generated from the exposed areas during the wet season (April to September);</p> <p>Uncontaminated discharge should pass through settlement tanks prior to discharge;</p> <p>If contaminated groundwater is found during the course of the works, no direct discharge of groundwater from contaminated areas should be adopted. Any contaminated groundwater should be properly treated in compliance with the requirements of the TM-DSS. If wastewater treatment is to be deployed for treating the contaminated groundwater, the wastewater treatment unit should deploy suitable treatment processes (e.g. oil interceptor/activated carbon) to reduce the pollution level to an acceptable standard and remove any prohibited substances (such as TPH) to an undetectable range;</p> <p>If groundwater recharging wells are deployed, recharging wells should be installed as appropriate for recharging the contaminated groundwater back into the ground. The recharging wells should be selected at places where the groundwater quality will not be affected by the recharge operation as indicated in the Section 2.3 of TM-DSS;</p>	To minimize construction water quality impact from tunnelling and excavation works	All tunnelling and excavation portion	Contractor and Sub-contractors	TMEIA TMwater ProPECC PN 1/94 WPCO		Y		N/A
									N/A
									N/A
									N/A

EM&A Ref.	Recommended Mitigation Measures	Objectives of the Recommended Measures & Main Concern to Address	Location/Timing	Implementation Agent	Relevant Standard or Requirement	Implementation Stages			Status
						D	C	O	
	The baseline groundwater quality shall be determined prior to the selection of the recharge wells, and submit a working plan (including the laboratory analytical results showing the quality of groundwater at the proposed recharge location(s) as well as the pollutant levels of groundwater to be recharged) to EPD for agreement. Pollution levels of groundwater to be recharged shall not be higher than pollutant levels of ambient groundwater at the recharge well. Prior to recharge, any prohibited substances such as TPH products should be removed as necessary by installing the petrol interceptor;								N/A
	The wastewater with high concentrations of SS should be treated such as by settlement in tanks with sufficient retention time before discharge. Oil interceptors would also be required to remove the oil, lubricants and grease from the wastewater.								N/A

EM&A Ref.	Recommended Mitigation Measures	Objectives of the Recommended Measures & Main Concern to Address	Location/Timing	Implementation Agent	Relevant Standard or Requirement	Implementation Stages			Status
						D	C	O	
S4.2.1.1	<p>In order to prevent any accidental release of bentonite slurry from getting into the surrounding environment, the following specific control measures shall be followed to reduce the risk and impacts of accidental spillage:</p> <p>All bentonite slurry should be stored in a container that resistant to corrosion, <u>maintained in good conditions and securely closed</u>;</p> <p>The container should be labelled in English and Chinese and note that the container is for storage of bentonite slurry only;</p> <p>The storage container should be placed on an area of impermeable flooring and banded with capacity to accommodate 110% of the volume of the container size or 20% by volume stored in the area and enclosed with at least 3 sides;</p> <p>The storage container should be sufficiently covered to prevent rainfall entering the container or banded area (water collected within the bund must be tested and disposed of as chemical waste, if necessary);</p> <p>An emergency clean up kit shall be readily available where bentonite fluid will be stored or used; and</p> <p>The handling and disposal of bentonite slurries should be undertaken in accordance within ProPECC PN 1/94. Surplus bentonite slurries used in construction works shall be reconditioned and reused wherever practicable. Residual bentonite slurry shall be disposed of from the site as soon as possible as stipulated in Clause 8.56 of the General Specification for Civil Engineering Works. The Contractor should explore alternative disposal outlets for the residual bentonite slurry (dewatered bentonite slurry to be disposed to a public filling area and liquid bentonite slurry, if mixed with inert fill material, to be disposed to a public filling area) and disposal at landfill should be the last resort.</p>	To control water quality impact from bentonite slurry	All relevant works sites	Contractor and Sub-contractors	WPCO		Y		^
									^
									N/A(1)
									^
									N/A(1)
									N/A(1)

EM&A Ref.	Recommended Mitigation Measures	Objectives of the Recommended Measures & Main Concern to Address	Location/Timing	Implementation Agent	Relevant Standard or Requirement	Implementation Stages			Status
						D	C	O	
S4.2.1.1	<p>The proposed barging point at South Apron will not involve marine works like dredging or modifying the submerged portion of the existing seawall. As such, no direct adverse water quality impacts are anticipated during its construction or operation. However, mitigation measures as outlined above should be applied to minimise water quality impacts from site run-off and temporary open stockpiles of spoil at the proposed barging point, where appropriate. Other good site practices include:</p> <p>All vessels should be sized so that adequate clearance is maintained between vessels and the seabed in all tide conditions, to ensure that undue turbidity is not generated by turbulence from vessel movement or propeller wash;</p>	To minimize construction water quality impact from barging point	Barging Point	Contractor and Sub-contractors	EIAO-TM WPCO		Y		N/A(1)
	<p>All hopper barges should be fitted with tight fitting seals to their bottom openings to prevent leakage of material;</p> <p>Construction activities should not cause foam, oil, grease, scum, litter or other objectionable matter to be present on the water within the site; and</p> <p>Loading of barges and hoppers should be controlled to prevent splashing of material into the surrounding water. Barges or hoppers should not be filled to a level that will cause the overflow of materials or polluted water during loading or transportation.</p>								^
									N/A(1)
									N/A
S4.2.1.1	If chemical toilets and sewage holding tanks are required for handling sewage generated by the construction workforce, a licensed contractor should be employed to provide appropriate and adequate portable toilets and be responsible for appropriate disposal and maintenance.	To minimize construction water quality impact from sewage and effluent	All works sites	Contractor	WPCO		Y		^
S4.2.1.1	In order to protect against impacts to the surrounding marine waters of the KTTS and Victoria Harbour in the event of an accidental spillage of fuel or oil, the Contractor will be required to prepare a spill response plan to the satisfaction of AFCD, EPD, FSD, Police, TD and WSD to define procedures for the control, containment and clean-up of any spillage that could occur on the construction site.	To control water quality impact from accidental chemical spillage	All works sites	Contractor	EIAO-TM WPCO WDO		Y		N/A(1)

EM&A Ref.	Recommended Mitigation Measures	Objectives of the Recommended Measures & Main Concern to Address	Location/Timing	Implementation Agent	Relevant Standard or Requirement	Implementation Stages			Status
						D	C	O	
S4.2.1.1	The Contractor must, also, register as a chemical waste producer if chemical wastes would be produced from the construction activities. The Waste Disposal Ordinance (Cap 354) and its subsidiary regulations in particular the Waste Disposal (Chemical Waste) (General) Regulation should be observed and complied with for control of chemical wastes.	To control water quality impact from accidental chemical spillage	All works sites	Contractor	EIAO-TM WPCO WDO		Y		N/A(1)
S4.2.1.1	Any service shop and maintenance facilities should be located on hard standings within a bunded area, and sumps and oil interceptors should be provided. Maintenance of vehicles and equipment involving activities with potential for leakage and spillage should only be undertaken within the areas appropriately equipped to control these discharges.	To control water quality impact from accidental chemical spillage	All works sites	Contractor	EIAO-TM WPCO WDO		Y		N/A(1)
S4.2.1.1	Disposal of chemical wastes should be carried out in compliance with the Waste Disposal Ordinance. The Code of Practice on the Packaging, Labelling and Storage of Chemical Wastes published under the Waste Disposal Ordinance details the requirements to deal with chemical wastes. General requirements are given as follows:	To control water quality impact from accidental chemical spillage	All works sites	Contractor	EIAO-TM WPCO WDO		Y		^
	Suitable containers should be used to hold the chemical wastes to avoid leakage or spillage during storage, handling and transport;								N/A(1)
	Chemical waste containers should be suitably labelled, to notify and warn the personnel who are handling the wastes, to avoid accidents; and								
	Storage area should be selected at a safe location on site and adequate space should be allocated to the storage area.							^	
S4.2.1.1	The road drainage in the tunnel should pass through oil interceptors to remove oil, and grease before being discharged into the public storm water drainage system;	To mitigate runoff from tunnel during the operational phase	Tunnel	CEDD	WPCO			Y	N/A
	Silt traps and oil interceptors should be cleaned and maintained regularly; and								N/A
	The oily contents of oil interceptors should be transferred to an appropriate disposal facility, or to be collected for reuse, if possible.								N/A

EM&A Ref.	Recommended Mitigation Measures	Objectives of the Recommended Measures & Main Concern to Address	Location/Timing	Implementation Agent	Relevant Standard or Requirement	Implementation Stages			Status
						D	C	O	
Marine Ecology									
SS.3.1.1	<p>Good construction practice measures have been recommended to be implemented as follows:</p> <p>Avoid damage and disturbance to the remaining and surrounding natural habitat;</p> <p>Placement of equipment in designated areas within the existing disturbed land;</p> <p>Spoil heaps should be covered at all times;</p> <p>Construction activities should be restricted to the designated works areas; and</p> <p>Disturbed areas to be reinstated immediately after completion of the works.</p>	Minimize waste generation during construction	Contractor	Work Sites	Construction phase of Main Works Stage 1, Stage 2 and Stage 3		Y		N/A(1)
									N/A(1)
									N/A(1)
									N/A(1)
									N/A(1)
Fisheries									
S6.2.1.2	No fisheries specific mitigation measures.								

EM&A Ref.	Recommended Mitigation Measures	Objectives of the Recommended Measures & Main Concern to Address	Location/Timing	Implementation Agent	Relevant Standard or Requirement	Implementation Stages			Status
						D	C	O	
Landscape and Visual									
S7.2.1.2	All works shall be carefully designed to minimize impacts on existing landscape resources and visually sensitive receivers. Existing trees within works area shall be retained and protected.	To minimise impact on existing trees	All relevant works sites	CEDD's Contractor	EIAO TM	Y	Y		^
S7.2.1.2	Existing trees of good quality and condition that are unavoidably affected by the works should be transplanted.	To minimise impact on existing trees	All relevant works sites	CEDD's Contractor	EIAO TM	Y	Y		N/A
S7.2.1.2	Large temporary stockpiles of excavated material shall be covered with unobtrusive sheeting to prevent dust and dirt spreading to adjacent landscape areas and vegetation, and to create a neat and tidy visual appearance.	To prevent unnecessary dust and dirt contaminating the air and adjacent areas.	All relevant works sites	CEDD's Contractor	EIAO TM		Y		^
S7.2.1.2	Construction plant and building material shall be orderly and carefully stored in order to create a neat and tidy visual appearance.	To mitigate potential visually obtrusive areas	All relevant works sites	CEDD's Contractor	EIAO TM		Y		^
S7.2.1.2	Erection of decorative screen hoarding should be designed to be compatible with the existing urban context.	To mitigate and screen any potential visually obtrusive areas and enhance urban environment	All relevant works sites	CEDD's Contractor	EIAO TM		Y		^
S7.2.1.2	All lighting in construction site shall be carefully controlled to minimize light pollution and night-time glare to nearby residences and GIC user. The contractor shall consider other security measures, which shall minimize the visual impacts.	To mitigate light pollution and adverse visual impacts on surrounding environment	All relevant works sites	CEDD's Contractor	EIAO TM		Y		^
S7.2.1.2	Compensatory tree planting shall be incorporated along all roadside amenity areas affected by the construction works. The required numbers and locations of compensatory trees shall be determined and agreed with the Government during Tree Removal Application process under ETWB TCW No. 3/2006.	To reinstate and maximise compensatory tree numbers to equal or greater conditions	All relevant works sites	CEDD's Contractor	EIAO TM		Y		N/A(1)

EM&A Ref.	Recommended Mitigation Measures	Objectives of the Recommended Measures & Main Concern to Address	Location/Timing	Implementation Agent	Relevant Standard or Requirement	Implementation Stages			Status
						D	C	O	
S7.2.1.2	Compensatory tree planting shall be incorporated by the Project. The required numbers of compensatory trees shall follow the requirements of ETWB TCW No. 3/2006. Loss of amenity area adjacent to the Kwun Tong By-pass and planting areas in KTD South Apron will be mitigated by the creation of the Kai Tak South Apron: Amenity Area, which will be equal to or larger than the current provision.	To reinstate and maximise compensatory tree	All relevant works sites	CEDD's Contractor	EIAO TM		Y		N/A(1)
S7.2.1.2	Trees and shrubs and climbers etc. shall be planted to soften and screen proposed roads, central strip and associated structure, and to enhance streetscape greening effect where appropriate.	To mitigate hard surfaces and hard standing landscape areas and to soften and enhance proposed design features	All relevant works sites	CEDD's Contractor	EIAO TM	Y		Y	N/A
S7.2.1.2	All works area, excavated area and disturbed area for tunnel construction and temporary road diversion or any other proposed works shall be reinstated to former conditions or better, with reasonable landscape treatment and to the satisfaction of the relevant Government departments.	To reinstate and maximise hard and soft landscape areas to equal or greater conditions	All relevant works sites	CEDD's Contractor	EIAO TM	Y		Y	N/A
S7.2.1.2	Tunnel portals and all above ground structures shall be sensitively designed to ensure the element with colour, texture and tonal quality being compatible to the existing urban context. Trees and shrub planting to minimize the potential adverse landscape and visual impacts shall be included where space permits. Roof top greening and vertical greening shall also be provided.	To mitigate hard surfaces and hard standing landscape areas and to soften and enhance proposed design features	All relevant works sites	CEDD's Contractor	EIAO TM	Y		Y	N/A
S7.2.1.2	All works shall be carefully designed to minimize impacts on existing landscape resources and visually sensitive receivers. Existing trees within works area shall be retained and protected.	To minimise impact on existing trees	All relevant works sites	CEDD's Contractor	EIAO TM	Y		Y	N/A
S7.2.1.2	Existing trees of good quality and condition that are unavoidably affected by the works should be transplanted.	To minimise impact on existing trees	All relevant works sites	CEDD's Contractor	EIAO TM	Y		Y	N/A

EM&A Ref.	Recommended Mitigation Measures	Objectives of the Recommended Measures & Main Concern to Address	Location/Timing	Implementation Agent	Relevant Standard or Requirement	Implementation Stages			Status
						D	C	O	
Cultural Heritage									
S8.2.1.1 and 8.2.1.2	No culture heritage specific mitigation measures								
Waste Management Implication									
S9.2.1.2	The requirements as stipulated in the ETWB TC(W) No.19/2005 Environmental Management on Construction Sites and the other relevant guidelines should be included in the Particular Specification for the future contractor as appropriate.	To keep trace of the generation, minimization, reuse and disposal of C&D materials	All areas / throughout construction period	Contractor	ETWB TC(W) No.19/2005		Y		N/A
S9.2.1.2	The future contractor should be requested to submit an outline Waste Management Plan (WMP) prior to the commencement of construction work, in accordance with the ETWB TC(W) No.19/2005 so as to provide an overall framework of waste management and reduction. The WMP should include: - Waste management policy; - Record of generated waste; - Waste reduction target; - Waste reduction programme; - Role and responsibility of waste management team; - Benefit of waste management; - Analysis of waste materials; - Reuse, recycling and disposal plans; - Transportation process of waste products; and - Monitoring and action plan.	To keep trace of the generation, minimization, reuse and disposal of C&D	All areas / throughout construction period	Contractor	ETWB TC(W) No.19/2005		Y		N/A(1)
S9.2.1.2	The waste management hierarchy should be strictly followed. This hierarchy should be adopted to evaluate the waste management options in order to maximise the extent of waste reduction and cost reduction. The records of quantities of waste generated, recycled and disposed (locations) should be properly documented.	To keep trace of the generation, minimization, reuse and disposal of C&D	All areas / throughout construction period	Contractor	ETWB TC(W) No.19/2005		Y		N/A(1)
S9.2.1.2	A trip-ticket system should be established in accordance with DevB TC(W) No. 6/2010 and Waste Disposal (Charges for Disposal of Construction Waste) Regulation to monitor the disposal of public fill and solid wastes at public filling facilities and landfills, and to control fly-tipping. A trip-ticket system would be included as one of the contractual requirements for the future contractor to strictly implement. The Engineer would also regularly audit the effectiveness of the system.	To monitor disposal of waste and control fly-tipping	All areas / throughout construction period	Contractor	DEVB TC(W) No. 6/2010		Y		N/A(1)

EM&A Ref.	Recommended Mitigation Measures	Objectives of the Recommended Measures & Main Concern to Address	Location/Timing	Implementation Agent	Relevant Standard or Requirement	Implementation Stages			Status
						D	C	O	
S9.2.1.2	A recording system for the amount of waste generated, recycled and disposed (locations) should be established. The future contractor should also provide proper training to workers regarding the appropriate concepts of site cleanliness and waste management procedures, e.g. waste reduction, reuse and recycling all the time.	To monitor disposal of waste and control fly-tipping	All areas / throughout construction period	Contractor	DEVB TC(W) No. 6/2010		Y		N/A(1)
S9.2.1.2	The CEDD should be timely notified of the estimated spoil volumes to be generated and the PFC should be notified and agreement sort on the disposal of surplus inert C&D materials e.g. good quality rock during detailed design of the Trunk Road T2 Project. Wherever practicable, C&D materials should be segregated from other wastes to avoid contamination and to ensure acceptability at public filling areas or reclamation sites.	To monitor disposal of waste and control fly-tipping	All areas / throughout construction period	Contractor	DEVB TC(W) No. 6/2010		Y		N/A(1)
S9.2.1.2	The extent of cutting operation should be optimised where possible. Earth retaining structures and bored pile walls should be proposed to minimise the extent of cutting.	To minimize, reuse and disposal of C&D materials	All areas / throughout construction period	Contractor	DevB TC(W) No.6/2010		Y		N/A(1)
S9.2.1.2	Inert C&D materials from road pavement would be reused for backfilling where possible	To minimize, reuse and disposal of C&D materials	All areas / throughout construction period	Contractor	DevB TC(W) No.6/2010		Y		N/A(1)
S9.2.1.2	TBM generated alluvium and other C&D materials should be treated at a slurry treatment plant prior to transferring to Public Fill Reception Facilities.	To minimize, reuse and disposal of C&D materials	TMB works area / during TBM works	Contractor	DevB TC(W) No.6/2010		Y		^
S9.2.1.2	The site and surroundings should be kept tidy and litter free.	To implement good site practice for handling, sorting reuse and recycling of wastes	All areas / throughout construction period	Contractor	WDO, Land (Miscellaneous Provisions) Ordinance, DevB TC(W) No. 6/2010		Y		^

EM&A Ref.	Recommended Mitigation Measures	Objectives of the Recommended Measures & Main Concern to Address	Location/Timing	Implementation Agent	Relevant Standard or Requirement	Implementation Stages			Status
						D	C	O	
S9.2.1.2	No waste is allowed to be burnt on site.	To implement good site practice for handling, sorting reuse and recycling of wastes	All areas / throughout construction period	Contractor	WDO, Land (Miscellaneous Provisions) Ordinance, DevB TC(W) No. 6/2010		Y		^
S9.2.1.2	Make provisions in contract documents to allow and promote the use of recycled aggregates where appropriate.	To implement good site practice for handling, sorting reuse and recycling of wastes	Detailed Design	Design Consultant	WDO, Land (Miscellaneous Provisions) Ordinance, DevB TC(W) No. 6/2010	Y			N/A(1)
S9.2.1.2	Prohibit the future contractor to dispose of C&D materials at any sensitive locations e.g. natural habitat, etc. The future contractor should propose the final disposal sites in the WMP for approval before implementation.	To implement good site practice for handling, sorting reuse and recycling of wastes	All areas / throughout construction period	Contractor	WDO, Land (Miscellaneous Provisions) Ordinance, DevB TC(W) No. 6/2010		Y		N/A(1)
S9.2.1.2	Stockpiled C&D materials should be covered by tarpaulin and/or watered as appropriate to prevent windblown dust and surface run off.	To implement good site practice for handling, sorting reuse and recycling of wastes	All areas / throughout construction period	Contractor	WDO, Land (Miscellaneous Provisions) Ordinance, DevB TC(W) No. 6/2010		Y		^
S9.2.1.2	Excavated C&D materials in trucks should be covered by tarpaulins to reduce the potential for spillage and dust generation.	To implement good site practice for handling, sorting reuse and recycling of wastes	All areas / throughout construction period	Contractor	WDO, Land (Miscellaneous Provisions) Ordinance, DevB TC(W) No. 6/2010		Y		^
S9.2.1.2	Wheel washing facilities should be used by all trucks leaving the site to prevent transferring mud trails onto public roads.	To implement good site practice for handling, sorting reuse and recycling of wastes	All areas / throughout construction period	Contractor	WDO, Land (Miscellaneous Provisions) Ordinance, DevB TC(W) No. 6/2010		Y		^
S9.2.1.2	Excavated marine deposit (sediment) should be disposed of in a gazetted marine disposal ground under the requirements of the DASO or treated for backfilling.	To ensure proper disposal of marine sediment	All areas / throughout construction period	Contractor	ETWB TC(W) No.34/2002		Y		N/A(1)

EM&A Ref.	Recommended Mitigation Measures	Objectives of the Recommended Measures & Main Concern to Address	Location/Timing	Implementation Agent	Relevant Standard or Requirement	Implementation Stages			Status
						D	C	O	
S9.2.1.2	Standard formwork or pre-fabrication should be used as far as practicable to minimise the C&D materials arising. The use of more durable formwork or plastic facing for construction works should also be considered. The use of wooden hoardings should be avoided and metal hoarding should be used to facilitate recycling. Purchasing of construction materials should be carefully planned in order to avoid over-ordering and wastage.	To minimize, reuse and disposal of C&D materials	All areas / throughout construction period	Contractor	WDO, Land (Miscellaneous Provisions) Ordinance, DevB TC(W) No. 6/2010		Y		N/A(1)
S9.2.1.2	The future contractor should recycle as many C&D materials as possible on-site. The public fill and C&D waste should be segregated and stored in separate containers or skips to facilitate the reuse or recycling of materials and proper disposal. Where practicable, the concrete and masonry should be crushed and used as fill materials. Steel reinforcement bar should be collected for use by scrap steel mills. Different areas of the sites should be considered for segregation and storage activities.	To minimize, reuse and disposal of C&D materials	All areas / throughout construction period	Contractor	WDO, Land (Miscellaneous Provisions) Ordinance, DevB TC(W) No. 6/2010		Y		^
S9.2.1.2	All falsework should be steel instead of wood as far as practicable.	To minimize, reuse and disposal of C&D materials	All areas / throughout construction period	Contractor	DevB TC(W) No.6/2010		Y		N/A(1)

EM&A Ref.	Recommended Mitigation Measures	Objectives of the Recommended Measures & Main Concern to Address	Location/Timing	Implementation Agent	Relevant Standard or Requirement	Implementation Stages			Status
						D	C	O	
S9.2.1.2	<p>Chemical waste producers should register with the EPD and chemical waste should be handled in accordance with the Code of Practice on the Packaging, Handling and Storage of Chemical Wastes as follows:</p> <ul style="list-style-type: none"> - Suitable for the substance to be held, resistant to corrosion, maintained in good conditions and securely closed; - Having a capacity of <450L unless the specifications have been approved by the EPD; and - Displaying a label in English and Chinese according to the instructions prescribed in Schedule 2 of the Regulations. - Clearly labelled and used solely for the storage of chemical wastes; - Enclosed with at least 3 sides; - Impermeable floor and bund with capacity to accommodate 110% of the volume of the largest container or 20% by volume of the chemical waste stored in the area, whichever is greatest; - Adequate ventilation; - Sufficiently covered to prevent rainfall entering (water collected within the bund must be tested and disposed of as chemical waste, if necessary); and - Incompatible materials are adequately separated. 	To properly store the chemical waste within works sites and works areas	All areas / throughout construction period	Contractor	Code of Practice on the Packaging, Handling and Storage of Chemical Wastes		Y		^
S9.2.1.2	Waste oils, chemicals or solvents should not be disposed of to drain.	To implement good site practice for handling, sorting reuse and recycling of wastes	All areas / throughout construction period	Contractor	EIAO TM		Y		^

EM&A Ref.	Recommended Mitigation Measures	Objectives of the Recommended Measures & Main Concern to Address	Location/Timing	Implementation Agent	Relevant Standard or Requirement	Implementation Stages			Status
						D	C	O	
S9.2.1.2	Adequate numbers of portable toilets should be provided for on-site workers. Portable toilets should be maintained in reasonable states, which will not deter the workers from utilising them. Night soil should be regularly collected by licensed collectors.	To ensure proper disposal of sewage sludge	All areas / throughout construction period	Contractor	WDO, Land (Miscellaneous Provisions) Ordinance, DevB TC(W) No. 6/2010		Y		N/A(1)
S9.2.1.2	General refuse arising on-site should be stored in enclosed bins or compaction units separately from C&D and chemical wastes. Sufficient dustbins should be provided for storage of waste as required under the Public Cleansing and Prevention of Nuisances By-laws. In addition, general refuse should be cleared daily and disposed of to the nearest licensed landfill. Burning of refuse on construction sites is prohibited.	To separate the general refuse from other waste types and proper disposal of the refuse	All areas / throughout construction period	Contractor	WDO, Land (Miscellaneous Provisions) Ordinance		Y		^
S9.2.1.2	All waste containers should be in a secure area on handstanding.	To implement good site practice for handling, sorting reuse and recycling of wastes	All areas / throughout construction period	Contractor	WDO, Land (Miscellaneous Provisions) Ordinance		Y		^
S9.2.1.2	Aluminium cans should be collected and recovered from the waste stream by reputable collectors if they are segregated and easily accessible. Separately labelled bins for their deposition should be provided as far as practicable.	To implement on-site sorting facilitating reuse and recycling of materials as well as proper disposal of waste	All areas / throughout construction period	Contractor	WDO, Land (Miscellaneous Provisions) Ordinance		Y		N/A(1)
S9.2.1.2	Office wastes can be reduced by recycling of paper if such volume is sufficiently large to warrant collection. Participation in a local collection scheme by the future contractor should be advocated. Waste separation facilities for paper, aluminium cans, plastic bottles, etc should be provided on-site.	To separate the general refuse from other waste types and proper disposal of the refuse	Site Offices / throughout construction period	Contractor	WDO, Land (Miscellaneous Provisions) Ordinance		Y		N/A(1)

EM&A Ref.	Recommended Mitigation Measures	Objectives of the Recommended Measures & Main Concern to Address	Location/Timing	Implementation Agent	Relevant Standard or Requirement	Implementation Stages			Status
						D	C	O	
S9.2.1.2	Training should be provided to workers about the concepts of site cleanliness and appropriate waste management procedure, including waste reduction, reuse and recycling.	To implement good site practice for handling, sorting reuse and recycling of wastes	Contract Mobilisation	Contractor	WDO, Land (Miscellaneous Provisions) Ordinance		Y		N/A(1)
S9.2.1.2	During construction phase, regular site inspections and supervision of the waste management procedures shall be undertaken as part of the EM&A procedures.	To ensure proper control, all waste is removed from site areas as appropriate and illegal disposal of waste is not being undertaken	All areas / throughout construction period	Contractor	EIAO TM		Y		^

Remarks: EM&A Programme under EP-451/2013	
D	Design
C	Construction
Y	Yes
O	Operation
^	Compliance of mitigation measure;
N/A	Not applicable at this stage;
N/A(1)	Not observed;
*	Recommendation was made during site audit but improved/retified by the contractor;
#	Recommendation was made during site audit but not yet improved/retified by the contractor;
X	Non-compliance of mitigation measure;
•	Non-compliance but rectified by the contractor.

**APPENDIX L
SUMMARIES OF ENVIRONMENTAL
COMPLAINT, WARNING, SUMMON
AND NOTIFICATION OF SUCCESSFUL
PROSECUTION**

Environmental Permit No.: EP-451/2013
Environmental Team for Trunk Road T2

Appendix L – Summary of environmental complaint, warning, summon and notification of successful prosecution

Reporting Month: February 2026

Table L1 Summary of Environmental Complaint, Warning, Summon and Notification of Successful Prosecution Received in the Reporting Period

Log Ref.	Location	Received Date	Details of Complaint/warning/summon and prosecution	Investigation/Mitigation Action	Status
--	--	--	--	--	--

Remarks:

No environmental complaint was received in the reporting period.

No environmental warning/summon and prosecution were received in the reporting period.

Environmental Permit No.: EP-451/2013
Environmental Team for Trunk Road T2

Appendix L – Summary of environmental complaint, warning, summon and notification of successful prosecution

Table L2 Cumulative Log for Environmental Complaint, Warning, Summon and Notification of Successful Prosecution

Log Ref.	Location	Received Date	Details of Complaint/warning/summon and prosecution	Investigation/Mitigation Action	Nature	Status
#A01	The Launching Shaft	24 June 2020	A complaint regarding dust nuisance possible caused by the construction works at the Launching Shaft area was received.	<ul style="list-style-type: none"> - Training regarding the loading and unloading height control was provided to the laborers to ensure dusty materials are transported under a minimum practical height. - Water sprays system was installed around the location of complaint to prevent dust generated from wind erosion on the stockpile. - Contractor was reminded to further enhance the dust mitigation measures to minimize the dust nuisance. 	Air	Closed
#N01	The Launching Shaft	03 & 13 July 2020	The verbal complaint regarding the noise nuisance generated from D-wall cutter operation nearby the PWCL building was received by CEDD	<ul style="list-style-type: none"> - Noise barrier was erected between noise source and the PWCL building. - Construction programme was reviewed as to minimize operation of PME nearby the PWCL building - Contractor was recommended to implement the noise mitigation measures and other good site practices to minimize the noise nuisance. 	Noise	Closed
#N03	The Launching Shaft	03 December 2020	A verbal complaint regarding the noise nuisance, generated from the construction works nearby PWCL building, was received by CEDD.	<ul style="list-style-type: none"> - Contractor has taken the remedial action (i.e. Some of the breakers in which were operated nearby the concerned area were wrapped up with the acoustic insulation sheets) and noise mitigation measures (i.e. Noise barrier was installed adjoining the building to minimize the influence of construction noise, maintenance for all Powered Mechanical Equipment was conducted regularly, review on the construction programme to minimize the operations of PMEs near 	Noise	Closed

Environmental Permit No.: EP-451/2013
Environmental Team for Trunk Road T2

Appendix L – Summary of environmental complaint, warning, summon and notification of successful prosecution

Log Ref.	Location	Received Date	Details of Complaint/warning/summon and prosecution	Investigation/Mitigation Action	Nature	Status
				the PWCL) to minimize the noise impact generated from breaking activities.		
#N10	Launching Shaft and Barging Point	28 February 2023	A Complaint of Noise Nuisance caused by the nighttime construction activities was received.	<ul style="list-style-type: none"> - The cause of the noise nuisance may cause by the operation of Derrick Barge and the Conveyors. - No limit level exceedance was recorded for additional noise monitoring and the weekly construction noise monitoring. - In addition, the Contractor shall review the construction schedule, priorities the work sequence and maintain good site practices, such as erecting noise barrier as close as possible to the noise source, replace damaged semi-enclosure/noise barrier and provide regularly maintenance for PMEs. 	Noise	Closed
		7 March 2023	Follow up complaint from the same complainant was received and he/she informed that the construction noise nuisance at 09:50pm.	<ul style="list-style-type: none"> - The cause of the noise nuisance may cause by the operation of Derrick Barge and the Conveyors. - No limit level exceedance was recorded for additional noise monitoring and the weekly construction noise monitoring. - In addition, the Contractor shall review the construction schedule, priorities the work sequence and maintain good site practices, such as erecting noise barrier as close as possible to the noise source, replace damaged semi-enclosure/noise barrier and provide regularly maintenance for PMEs. 	Noise	Closed

Environmental Permit No.: EP-451/2013
Environmental Team for Trunk Road T2

Appendix L – Summary of environmental complaint, warning, summon and notification of successful prosecution

Log Ref.	Location	Received Date	Details of Complaint/warning/summon and prosecution	Investigation/Mitigation Action	Nature	Status
#W01	Launching Shaft and Barging Point	13 March 2023	A complaint regarding to the silt/dirt being swept into the sea from the operation of barge under Trunk Road T2.	<ul style="list-style-type: none"> - There is no direct evidence that the Silt/ Dirt being swept into the sea from the barge of T2. - The following recommendations are made to further enhance the mitigation measures: - Provide regular training to site personnel on proper waste management and appropriate handling procedures. - Provide sufficient waste disposal points and regular collection for disposal. - Closely monitor the barge operation. - The Contractor has implemented the above environmental mitigation measures (As mentioned in Section 2.6) on site to ensure that no silt and household waste being swept into any water body. 	Water	Closed
#N12	Launching Shaft Area, Barging Point, Cheung Yip Street	17 November 2023	A verbal complaint regarding the noise nuisance, generated from the construction works near Cheung Yip Street after 21:00.	<ul style="list-style-type: none"> - The cleaning work using the water jetting unit may be the cause of noise nuisance. - No limit level exceedance was recorded for additional noise monitoring and the weekly construction noise monitoring. - In addition, the Contractor shall review the construction schedule, priorities the work sequence and maintain good site practices, such as erecting noise barrier as close as possible to the noise source, replace damaged semi-enclosure/noise barrier and provide regularly maintenance for PMEs. 	Noise	Closed

Environmental Permit No.: EP-451/2013
Environmental Team for Trunk Road T2

Appendix L – Summary of environmental complaint, warning, summon and notification of successful prosecution

Log Ref.	Location	Received Date	Details of Complaint/warning/summon and prosecution	Investigation/Mitigation Action	Nature	Status
#W02	Launching Shaft Area	22 November 2023	A complaint regarding to the number of fish die-off at the Kwun Tong Typhoon Shelter.	<ul style="list-style-type: none"> - There is no direct evidence that the dead fish floating near the Kwun Tong Pier were caused by the construction activities. - The following recommendations are made to contractor to further enhance the mitigation measures: <ol style="list-style-type: none"> 1. Conduct regular maintenance for wastewater treatment facilities to maintain the quality of effluent. 2. Conduct regular water quality monitoring 3. Carry out regular visual inspection to the Kai Tak Approach Channel (near the outfall of discharge point) to prevent illegal discharge of untreated water. 	Water	Closed
#N13	Portion Q1	23 April 2024	A verbal complaint regarding the noise nuisance, generated from the construction works nearby the Wai Lok Street building at 10:20 pm, was received by EPD	<ul style="list-style-type: none"> - The complaint is considered as project-related. - Despite the lifting operation being carried out at the site during the night, the contractor was in possession of a valid construction noise permit (GW-RE0328-24). All construction activities were performed in accordance with legal regulations, and no violations of the law were found. - In addition, the Contractor shall review the construction schedule, priorities the work sequence and maintain good site practices, such as erecting noise barrier as close as possible to the noise source, replace damaged semi enclosure/noise barrier and provide regularly maintenance for PMEs. - As the complaint was considered as project related, the contractor had implemented the relevant 	Noise	Closed

Environmental Permit No.: EP-451/2013
Environmental Team for Trunk Road T2

Appendix L – Summary of environmental complaint, warning, summon and notification of successful prosecution

Log Ref.	Location	Received Date	Details of Complaint/warning/summon and prosecution	Investigation/Mitigation Action	Nature	Status
				<p>mitigation measures to minimize the noise impact including:</p> <ol style="list-style-type: none"> 1. Conduct regular noise monitoring. 2. Conduct regular maintenance for all Powered Mechanical Equipment to minimize the noise generated from engines. <p>- Displayed the CNP at the gates of Portion Q.</p>		
#W03	Launching Shaft Area	23 July 2024	A complaint regarding wastewater discharge at an outlet near Children’s Hospital	<ul style="list-style-type: none"> - There is no direct evidence that the discharged yellowish wastewater was caused by the construction activities. - The following recommendations are made to contractor to further enhance the mitigation measures: <ol style="list-style-type: none"> 1. Conduct regular maintenance for wastewater treatment facilities to maintain the quality of effluent. 2. Conduct regular water quality monitoring. 3. Carry out regular visual inspection to the Kai Tak Approach Channel (near the outfall of discharge point) to prevent illegal discharge of untreated water. 	Water	Closed
#A02	Launching Shaft Area	5 September 2024	A complaint regarding dust nuisance, suspected to be caused by the construction works at the Launching Shaft area	<ul style="list-style-type: none"> - The dust emission was related to the bentonite refilling activities. - The following recommendations are made to contractor to further enhance the mitigation measures: <ol style="list-style-type: none"> 1. Conduct regular maintenance for several plants which used for refilling work. 2. Reduce the maximum capacity of silo to 85% of total volume to prevent recurrence. 	Air	Closed

Environmental Permit No.: EP-451/2013
Environmental Team for Trunk Road T2

Appendix L – Summary of environmental complaint, warning, summon and notification of successful prosecution

Log Ref.	Location	Received Date	Details of Complaint/warning/summon and prosecution	Investigation/Mitigation Action	Nature	Status
#W04	Launching Shaft Area	24 September 2024	A complaint regarding untreated water discharged into an unknown underground pipe inside the site via a blue plastic hose, muddy water also appeared at seafront of T2 site	<ul style="list-style-type: none"> - There is no direct evidence that the muddy water at seafront of T2 site was caused by the construction activities. - The following recommendations are made to contractor to further enhance the mitigation measures: <ol style="list-style-type: none"> 1. To avoid misleading, a water pump was directly connected from Cut & Cover Shaft to the designated sump pit. 2. Conduct regular maintenance for wastewater treatment facilities to maintain the quality of effluent. 3. Conduct regular water quality monitoring. 4. Carry out regular visual inspection to the Kai Tak Approach Channel (near the outfall of discharge point) to prevent illegal discharge of untreated water 	Water	Closed
#L02	Portion Q1	9 May 2025	A complaint regarding light nuisance and dark smoke from barges berthed near Laguna City	<ul style="list-style-type: none"> - There was no direct evidence that any dark smoke was emitted while the barge is operating. - The following recommendations are made to contractor to further enhance the mitigation measures: <ol style="list-style-type: none"> 1. Conduct regular monitoring for smoke emission. 2. Turn off unnecessary lighting and adjust the angle of lighting to reduce light nuisance to public. 3. Use Low Sulfur Diesel for the barge 4. Conduct regular toolbox training 5. Conduct regular maintenance for all Powered Mechanical Equipment to prevent dark smoke emission. 	Light & Air	Closed

Environmental Permit No.: EP-451/2013
Environmental Team for Trunk Road T2

Appendix L – Summary of environmental complaint, warning, summon and notification of successful prosecution

Log Ref.	Location	Received Date	Details of Complaint/warning/summon and prosecution	Investigation/Mitigation Action	Nature	Status
#W05	Lam Chak Street	10 June 2025	An anonymous complaint regarding muddy water flew out and hygiene problem caused by dump truck in/out at Lam Chak Street.	<ul style="list-style-type: none"> - There is no direct evidence that the suspected muddy water was discharged from T2 construction site at Lam Chak Street. - The following recommendations are made to contractor to further enhance the mitigation measures: <ol style="list-style-type: none"> 1. Wash out the yellowish water ponded next to site entrance; 2. Follow up the yellowish water leakage from the site boundary; 3. Conduct regular maintenance for wastewater treatment facilities to maintain the quality of effluent; 4. Conduct regular water quality monitoring. 	Water	Closed
#W06	Launching Shaft Area	31 July 2025	A complaint regarding muddy water discharged into the “Kai Tak River” through an outfall near Children’s Hospital.	<ul style="list-style-type: none"> - There is no direct evidence that the suspected muddy water was discharged from T2 construction site. - The following recommendations are made to contractor to further enhance the mitigation measures: <ol style="list-style-type: none"> 1. Wheel washing bay would keep cleaning regularly to maintain the wheel washing performance; 2. Wastewater from STP & LSCC would be collected and pumped to WetSep of STP; 3. The walkway and stockpile would keep covering after ducting work every day; 4. Conduct regular maintenance for wastewater treatment facilities to maintain the quality of effluent; 5. Conduct regular water quality monitoring. 	Water	Closed

Environmental Permit No.: EP-451/2013
Environmental Team for Trunk Road T2

Appendix L – Summary of environmental complaint, warning, summon and notification of successful prosecution

Log Ref.	Location	Received Date	Details of Complaint/warning/summon and prosecution	Investigation/Mitigation Action	Nature	Status
#A03	The barging point	14 August 2025	A complaint regarding dust nuisance caused by the construction works (i.e. sand transportation) at the barging point and mosquito breeding issue	<ul style="list-style-type: none"> - The suspected dust nuisance was related to the construction works (i.e. sand transportation). - The following mitigation measures are adopted by the Contractor: <ol style="list-style-type: none"> 1. Closely monitor the hygienic condition to prevent breeding of mosquitoes; 2. Conduct inspection to identify breeding / potential breeding places and eliminate such places as far as possible; 3. Remove stagnant water and spray larvicides regularly; 4. Keep watering while carrying out dusty work (e.g. rock breaking); 5. Cover the gaps of the conveyor belt; 6. Install sprinkler inside the conveyor belt. - The following mitigation measures are also recommended to the Contractor: <ol style="list-style-type: none"> 1. To provide water spraying performing loading and unloading activities of dusty materials; 2. To cover any unused dusty materials with tarpaulin sheets to reduce dust emission; 3. Dust enclosures with watering would be provided along the loading ramps and conveyor belts for unloading the C&D materials to the barge for dust suppression; 4. Loading, unloading, transfer, handling or storage of bulk cement or dry PFA should be carried out in a totally enclosed system or facility, and any vent 	Air	Closed

Environmental Permit No.: EP-451/2013
Environmental Team for Trunk Road T2

Appendix L – Summary of environmental complaint, warning, summon and notification of successful prosecution

Log Ref.	Location	Received Date	Details of Complaint/warning/summon and prosecution	Investigation/Mitigation Action	Nature	Status
				or exhaust should be fitted with an effective fabric filter or equivalent air pollution control system.		

Environmental Permit No.: EP-451/2013
Environmental Team for Trunk Road T2

Appendix L – Summary of environmental complaint, warning, summon and notification of successful prosecution

Log Ref.	Location	Received Date	Details of Complaint/warning/summon and prosecution	Investigation/Mitigation Action	Nature	Status
W07	The Launching Shaft	09 September 2025	A complaint regarding water pollution at Kai Tak Channel, light and noise nuisance at PWCL	<ul style="list-style-type: none"> - There was no direct evidence indicating that the water pollution was related to T2 construction site. - The suspected noise & light nuisance was related to the construction site. - The following mitigation measures are adopted by the Contractor: <ol style="list-style-type: none"> 1. Conduct regular maintenance for wastewater treatment facilities to maintain the quality of effluent; 2. Tuned down the angle of lights, to avoid glaring directly to residential buildings opposite Kai Tak Channel; 3. Install noise barriers and noise enclosure for the high-noise equipment; 4. Use of quieter model of e-loader for loading & unloading of C&D material. - The following mitigation measures are also recommended to the Contractor: <ol style="list-style-type: none"> 1. Wastewater from STP & LSCC would be collected and pumped to WetSep of STP; 2. Conduct regular maintenance for wastewater treatment facilities to maintain the quality of effluent; 3. Keep reviewing the lighting angle, to avoid direct spot lighting to resident buildings. 	Water, Noise & Light	Closed

Environmental Permit No.: EP-451/2013
Environmental Team for Trunk Road T2

Appendix L – Summary of environmental complaint, warning, summon and notification of successful prosecution

Log Ref.	Location	Received Date	Details of Complaint/warning/summon and prosecution	Investigation/Mitigation Action	Nature	Status
L03	Adjacent to Public Works Central Laboratory	27 September 2025, referred to ETL on 02 October 2025	A complaint regarding light nuisance suspected to be caused by the lighting system adjacent to Public Works Central Laboratory	<ul style="list-style-type: none"> - The suspected light nuisance was related to the construction activities. - The following recommendations are made to contractor to further enhance the mitigation measures: <ol style="list-style-type: none"> 1. Keep reviewing the lighting angle, to avoid direct spot lighting to resident buildings; 2. Switch off the lighting system which is unnecessary. 	Light	Closed
N16	Launching Shaft	17 January 2026	A complaint regarding noise nuisance caused by the construction works at Launching Shaft Area on 17 January 2026. The complainant stated that noise nuisance was generated from an excavator in the morning around 09:00.	<ul style="list-style-type: none"> - The noise complaint is considered as project-related. - No Limit Level exceedance of daytime construction noise was recorded in the regular nor additional noise monitoring. - The following mitigation measures are adopted by the Contractor: <ol style="list-style-type: none"> 1. Conduct regular noise monitoring; 2. Conduct regular maintenance for all Powered Mechanical Equipment to minimize the noise generated from engines; 3. Wrapped up the breaker tip of the breaker with noise barrier. - The following mitigation measures are also recommended to the Contractor: <ol style="list-style-type: none"> 1. Apply moveable noise barriers for the operating PME at open area. 	Noise	Closed

APPENDIX M
SUMMARY OF EXCEEDANCE

Environmental Permit No.: EP-451/2013
Environmental Team for Trunk Road T2

Appendix M – Summary of Exceedance

Reporting Month: February 2026

(A) Exceedance Report for Air Quality

No Action Level and No Limit Level exceedance of 24-hr TSP monitoring were recorded in this reporting month.

No Action Level and No Limit Level exceedance of 1-hr TSP monitoring was recorded in this reporting month.

(B) Exceedance Report for Construction Noise

Action Level for Construction Noise

No Action Level exceedance was recorded due to the documented complaint received in this reporting month.

Limit Level for Construction Noise

No exceedance for daytime construction noise monitoring was recorded in the reporting month.

(C) Summary of Landscape and Visual Non-Conformity

(NIL in the reporting month)

**APPENDIX N
TENTATIVE CONSTRUCTION
PROGRAMME**

Activity ID	Activity Name	Dur	Start	Finish	2026		
					Feb	Mar	Apr
HKT2 Revised Accelerated Programme DD 31-Jan-26							
Construction							
Trunk Road T2							
02 AtGrade Road -AGR							
		740	12-Aug-24 A	21-Aug-26			
Kiosk							
AGR1090	Kiosk - E&M + T&C	31	13-Jan-26 A	20-Mar-26			
AGR1100	Kiosk - TCSS	30	13-Feb-26	14-Mar-26			
AGR1110	Kiosk - Reday for FSI	6	15-Mar-26	20-Mar-26*			
AGR - Road & Drainage works							
AGR1170	AGR - Remaining Works after Breakthrough	30	15-Feb-26	16-Mar-26			
03 Depressed Road - DPR							
		214	01-Oct-25 A	02-May-26			
DPR - Road Works							
Rising Main							
A229450170	DPR - Civil - Perm civil provision (sump pit)	124	01-Oct-25 A	01-Feb-26			
A229450391	DPR - E&M - Sump pit pumps and watermain installation (remainir	129	24-Nov-25 A	02-Apr-26			
A229450390	DPR - Civil - Remaining Civil Works	30	02-Apr-26	02-May-26			
06 Launching Shaft & C&C Tunnel - LSSC							
		83	15-Feb-26	08-May-26			
LSSC - Backfilling & Dwall Dismantling							
A22947780	D-wall dismantling at LCS side (from +1.0mPD to +4.0mPD) TBC	45	15-Feb-26	31-Mar-26			
A22947781	D-wall dismantling (from +1.0mPD to +4.0mPD) -3050 m3 TBC	38	01-Apr-26	08-May-26			
07 Tunnel Sub-sea (TSS)							
TSS - TBM Excavation from Kai Tak							
		301	25-Oct-25 A	21-Aug-26			
Eastbound - TBM S1282							
TBM2 Tunneling							
		30	16-Jan-26 A	14-Feb-26			
CP26-30							
EBTBM1320	EB TBM Tunneling Cavern section CH8900-8977 (Pilot tunnel sec	30	16-Jan-26 A	14-Feb-26			
TA010	EB TSS - TBM Tunneling Break-out	0		14-Feb-26			
TBM2 Rescue							
		301	25-Oct-25 A	21-Aug-26			
Seawall Reinstatement							
		301	25-Oct-25 A	21-Aug-26			
A229450950	Phase 1 (Bay 11 to Bay 13) Seawall Reinstatement	106	25-Oct-25 A	08-Feb-26			
A229450960	Phase 2 (Bay 9 to Bay 10) Seawall Reinstatement	128	17-Nov-25 A	24-Mar-26			
A229450970	Phase 3 (Bay 6 to Bay 8) Seawall Reinstatement	68	16-Jan-26 A	24-Mar-26			
A229451010	Phase 4 (Bay 1 to Bay 3) Seawall Reinstatement	53	15-Feb-26*	08-Apr-26			
A229451020	Phase 5 (Bay 4 to Bay 5) Seawall Reinstatement	53	17-Mar-26*	08-May-26			
A229451030	Final Works	158	17-Mar-26*	21-Aug-26			
TBM2 Dismantling							
		108	15-Feb-26	02-Jun-26			
TBM2 Dismantling Summary							
		69	15-Feb-26	24-Apr-26			
TSS							
TA040	EB TBM dismantling - TSS side	69	15-Feb-26	24-Apr-26			
TA1601	EB Resume Service Gallery Installation	58	15-Feb-26	13-Apr-26			
CKL							
		108	15-Feb-26	02-Jun-26			
TA1231	Summary - EB TBM dismantling - CKL side	108	15-Feb-26	02-Jun-26			
TSS side							
		69	15-Feb-26	24-Apr-26			
TA020	EB TBM - Last 6 Rings Installation	6	15-Feb-26	20-Feb-26			
TA1661	Last ring securing + Talskin Cutting + Erector Prep	7	21-Feb-26	27-Feb-26			
TSS side - breakdown							
		63	21-Feb-26	24-Apr-26			
Backup Gantries							
		58	21-Feb-26	19-Apr-26			
TA1671	Gantry 4 Dismantling	13	21-Feb-26	05-Mar-26			
TA1681	G1 / Erector Disconnection + Gantries Pulling	2	06-Mar-26	07-Mar-26			
TA1711	Gantry 1-3 + Boggles Dismantling	30	06-Mar-26	06-Apr-26			

- ◆ Milestones
- Planned Bar
- Actual Bar

ED/2018/04 Trunk Road T2 and Infrastructure Works
for Developments at South Apron

Three Months Rolling Programme (Feb26-Apr26)



Date	Revision	Checked	Approved

Activity ID	Activity Name	Dur	Start	Finish	2026		
					Feb	Mar	Apr
TA1721	Oxycut Platform Demobilisation	7	07-Apr-26	13-Apr-26			Oxycut Platform Demobilisation
TA1901	Pulling Chair Demobilisation	6	14-Apr-26	19-Apr-26			Pulling Chair Demobilisation
Erector / XB / MD		48	08-Mar-26	24-Apr-26			
TA1731	Concrete Slab + HAG System Erection	12	08-Mar-26	19-Mar-26		Concrete Slab + HAG System Erection	
TA1741	Erector Extraction	5	20-Mar-26	24-Mar-26		Erector Extraction	
TA1751	Erector Dismantling	7	25-Mar-26	31-Mar-26		Erector Dismantling	
TA1761	X Beam Extraction	6	25-Mar-26	30-Mar-26		X Beam Extraction	
TA1771	X Beam Dismantling	18	31-Mar-26	17-Apr-26		X Beam Dismantling	
TA1781	Main Drive Extraction	12	31-Mar-26	11-Apr-26		Main Drive Extraction	
TA1791	Main Drive Dismantling	6	12-Apr-26	17-Apr-26		Main Drive Dismantling	
TA1801	Concrete Slab + HAG System Demo	7	18-Apr-26	24-Apr-26		Concrete Slab + HAG System Demo	
CKL Side		72	21-Feb-26	03-May-26			
CKL side - breakdown		72	21-Feb-26	03-May-26			
Cutterhead		40	21-Feb-26	01-Apr-26			
TA1811	CKL Civil Works #1 (Leveling Grout & Sliding Plate, Sliding Rails, L	21	21-Feb-26	13-Mar-26		CKL Civil Works #1 (Leveling Grout & Sliding Plate, Sliding Rails, Leveling Concrete & TBM Feet)	
TA1821	Cutterhead dismantling Part 1 & Rotation	9	14-Mar-26	22-Mar-26		Cutterhead dismantling Part 1 & Rotation	
TA1831	Cutterhead dismantling Part 2	10	23-Mar-26	01-Apr-26		Cutterhead dismantling Part 2	
Spherical Bearing		13	02-Apr-26	14-Apr-26			
TA1841	CKL Civil Works #2 (Stage 1 Perm/Temp Massfil, Install Concrete	9	02-Apr-26	10-Apr-26		CKL Civil Works #2 (Stage 1 Perm/Temp Massfil, Install Concrete)	
TA1851	Spherical Bearing	3	12-Apr-26	14-Apr-26		Spherical Bearing	
Shield		19	15-Apr-26	03-May-26			
TA1891	CKL Civil Works #3 (Remove Dismantling Setup/Devices)	4	15-Apr-26	18-Apr-26		CKL Civil Works #3 (Remove Dismantling Setup/Devices)	
TA1871	Inner Shield Dismantling	15	19-Apr-26	03-May-26		Inner Shield Dismantling	
TSS - Tunnel Civil Works		526	17-Feb-25 A	27-Jul-26			
Westbound (WB)		301	02-Jul-25 A	29-Apr-26			
WB TSS Remaining Civil Works Summary		93	03-Jan-26 A	06-Apr-26			
TA105	WB TBM dismantling - TSS Remaining Civil Works	93	03-Jan-26 A	06-Apr-26		WB TBM dismantling - TSS Remaining Civil Works	
WB TSS - Service Gallery		10	26-Jan-26 A	04-Feb-26			
ISSG Dismantling & Last Galleries		10	26-Jan-26 A	04-Feb-26			
TC3070	WB TSS - 17 SG by Overhead rail & 4 by Sliding (R1115 to R1135)	10	26-Jan-26 A	04-Feb-26		WB TSS - 17 SG by Overhead rail & 4 by Sliding (R1115 to R1135) - Concreting	
WB TSS - Corbel		84	01-Dec-25 A	23-Feb-26			
Corbel Construction After TBM1 Dismantling		84	01-Dec-25 A	23-Feb-26			
TC1960	WB TSS Final - Corbel Structure from R1032 to R1108	67	01-Dec-25 A	06-Feb-26		WB TSS Final - Corbel Structure from R1032 to R1108	
TC1970	WB TSS - Corbel Structure from R1109 to R1135 (up to end wall)	10	06-Feb-26	16-Feb-26		WB TSS - Corbel Structure from R1109 to R1135 (up to end wall)	
Concrete curing		17	06-Feb-26	23-Feb-26			
TC1350	WB TSS Final - Corbel Structure from R1032 to R1108 (concrete c	7	06-Feb-26	13-Feb-26		WB TSS Final - Corbel Structure from R1032 to R1108 (concrete curing)	
TC1660	WB TSS - Corbel Structure from R1109 to R1135 (up to end wall)	7	16-Feb-26	23-Feb-26		WB TSS - Corbel Structure from R1109 to R1135 (up to end wall) (concrete curing)	
Monorail Removal		7	04-Feb-26	11-Feb-26			
TC1090	WB TSS - Monorail Removal for final dismantling	7	04-Feb-26	11-Feb-26		WB TSS - Monorail Removal for final dismantling	
ISSG Dismantling		7	16-Feb-26	23-Feb-26			
TC1980	WB TSS - Corbel Gantry & Formwork dismantling	7	16-Feb-26	23-Feb-26		WB TSS - Corbel Gantry & Formwork dismantling	
WB TSS - OHVD		61	06-Feb-26	08-Apr-26			
OHVD Installation After TBM1 Dismantling		34	06-Feb-26	12-Mar-26			
TC1190	WB TSS Final - OHVD from R1020 to R1096 (CP30.5)	26	06-Feb-26	04-Mar-26		WB TSS Final - OHVD from R1020 to R1096 (CP30.5)	
TC1200	WB TSS Final - OHVD from R1097 to R1119 (CP31)	8	04-Mar-26	12-Mar-26		WB TSS Final - OHVD from R1097 to R1119 (CP31)	
ISSG Dismantling & Final OHVDs		27	12-Mar-26	08-Apr-26			
TC970	WB - ISSG Dismantling	7	12-Mar-26	19-Mar-26		WB - ISSG Dismantling	
TC1230	WB TSS - OHVD Lifting Batch 1-3	14	19-Mar-26	02-Apr-26		WB TSS - OHVD Lifting Batch 1-3	
TC11530	WB TSS - Final Lifting & Cast in-situ OHVD	6	02-Apr-26	08-Apr-26		WB TSS - Final Lifting & Cast in-situ OHVD	
WB TSS - Fire Board - Road level with deletion up Ch8924		61	31-Jan-26	02-Apr-26			
After TBM1 Dismantling		61	31-Jan-26	02-Apr-26			

- ◆ Milestones
- ◆ Planned Bar
- ◆ Actual Bar

ED/2018/04 Trunk Road T2 and Infrastructure Works for Developments at South Apron

Three Months Rolling Programme (Feb26-Apr26)



Date	Revision	Checked	Approved

Activity ID	Activity Name	Dur	Start	Finish	2026		
					Feb	Mar	Apr
TC11440	WB TSS - Fire Board - Walls & OHVD soffit - from CP26 to CP27	14	31-Jan-26	13-Feb-26	WB TSS - Fire Board - Walls & OHVD soffit - from CP26 to CP27		
TC11450	WB TSS - Fire Board - Walls & OHVD soffit - from CP27 to CP28	14	14-Feb-26	27-Feb-26	WB TSS - Fire Board - Walls & OHVD soffit - from CP27 to CP28		
TC1000	WB TSS - Fire Board - Walls & OHVD soffit - from CP28 to CP29	14	04-Mar-26	18-Mar-26	WB TSS - Fire Board - Walls & OHVD soffit - from CP28 to CP29		
TC11020	WB TSS - Fire Board - Walls & OHVD soffit - up to CH8924	7	18-Mar-26	25-Mar-26	WB TSS - Fire Board - Walls & OHVD soffit - up to CH8924		
TC11030	WB TSS - Fire Board Gantries dismantling	8	25-Mar-26	02-Apr-26	WB TSS - Fire Board Gantries dismantling		
Defect							
TC11610	WB TSS - inspection before black paint & E&M bracket CP26 to C	7	14-Feb-26	20-Feb-26	WB TSS - inspection before black paint & E&M bracket CP26 to C		
TC11620	WB TSS - inspection before black paint & E&M bracket CP27 to C	7	28-Feb-26	06-Mar-26	WB TSS - inspection before black paint & E&M bracket CP27 to C		
TC11630	WB TSS - inspection before black paint & E&M bracket CP28 to C	7	18-Mar-26	25-Mar-26	WB TSS - inspection before black paint & E&M bracket CP28 to C		
TC11640	WB TSS - inspection before black paint & E&M bracket CP29 to C	7	25-Mar-26	01-Apr-26	WB TSS - inspection before black paint & E&M bracket CP29 to C		
WB TSS - Road Barrier							
Road Barriers After TBM1 Dismantling							
A229450740	WB TSS - Road Barrier up to CP29	7	04-Mar-26	11-Mar-26	WB TSS - Road Barrier up to CP29		
TC11220	WB TSS - Road Barrier up to CP30	4	12-Mar-26	16-Mar-26	WB TSS - Road Barrier up to CP30		
TC11230	WB TSS - Road Barrier up to CP30.5	4	16-Mar-26	20-Mar-26	WB TSS - Road Barrier up to CP30.5		
TC11670	WB TSS - Road Barrier from CP30.5 to CP31	4	20-Mar-26	24-Mar-26	WB TSS - Road Barrier from CP30.5 to CP31		
TC1285	WB TSS - Road Barrier from CP31 to endwall	5	24-Mar-26	29-Mar-26	WB TSS - Road Barrier from CP31 to endwall		
WB TSS - E&M Brackets							
E&M Brackets Installation Before TBM1 Dismantling							
CPS		216	02-Jul-25 A	02-Feb-26			
TC11030	WB TSS - E&M Brackets up to CP26	216	02-Jul-25 A	02-Feb-26	WB TSS - E&M Brackets up to CP26		
E&M Brackets Installation After TBM1 Dismantling							
CPS		48	14-Feb-26	03-Apr-26			
TC11040	WB TSS Final - E&M Brackets from CP26 to CP27 (CPS)	10	14-Feb-26	23-Feb-26	WB TSS Final - E&M Brackets from CP26 to CP27 (CPS)		
TC11050	WB TSS Final - E&M Brackets from CP27 to CP28 (CPS)	10	28-Feb-26	09-Mar-26	WB TSS Final - E&M Brackets from CP27 to CP28 (CPS)		
TC1380	WB TSS Final - E&M Brackets from CP28 to CP29 (CPS)	3	18-Mar-26	21-Mar-26	WB TSS Final - E&M Brackets from CP28 to CP29 (CPS)		
TC1400	WB TSS Final - E&M Brackets from CP29 to CP30 (CPS)	3	25-Mar-26	28-Mar-26	WB TSS Final - E&M Brackets from CP29 to CP30 (CPS)		
TC1410	WB TSS Final - E&M Brackets from CP30 to CP31 (CPS)	3	28-Mar-26	31-Mar-26	WB TSS Final - E&M Brackets from CP30 to CP31 (CPS)		
TC11550	WB TSS - E&M Bracket (last few rings) (CPS)	3	31-Mar-26	03-Apr-26	WB TSS - E&M Bracket (last few rings) (CPS)		
NCPS							
TC11760	WB TSS Final - E&M Brackets from CP26 to CP27 (NCPS)	10	24-Feb-26	05-Mar-26	WB TSS Final - E&M Brackets from CP26 to CP27 (NCPS)		
TC11770	WB TSS Final - E&M Brackets from CP27 to CP28 (NCPS)	10	10-Mar-26	19-Mar-26	WB TSS Final - E&M Brackets from CP27 to CP28 (NCPS)		
TC11780	WB TSS Final - E&M Brackets from CP28 to CP29 (NCPS)	3	21-Mar-26	24-Mar-26	WB TSS Final - E&M Brackets from CP28 to CP29 (NCPS)		
TC11790	WB TSS Final - E&M Brackets from CP29 to CP30 (NCPS)	3	28-Mar-26	31-Mar-26	WB TSS Final - E&M Brackets from CP29 to CP30 (NCPS)		
TC11800	WB TSS Final - E&M Brackets from CP30 to CP31 (NCPS)	3	31-Mar-26	03-Apr-26	WB TSS Final - E&M Brackets from CP30 to CP31 (NCPS)		
TC11810	WB TSS - E&M Bracket (last few rings) (NCPS)	3	03-Apr-26	06-Apr-26	WB TSS - E&M Bracket (last few rings) (NCPS)		
WB TSS - Black paint							
After TBM1 Dismantling							
TC1490	WB TSS - Black paint from CP26 to CP30	4	01-Apr-26	05-Apr-26	WB TSS - Black paint from CP26 to CP30		
TC11590	WB TSS - Black paint from CP30 to CP31	4	05-Apr-26	09-Apr-26	WB TSS - Black paint from CP30 to CP31		
WB TSS - Below Road Level Installation							
Service Gallery Civil Provision							
TC1100	WB TSS - Service Gallery Civil Provision from CP27.9 (R974) to R	48	31-Jan-26	19-Mar-26	WB TSS - Service Gallery Civil Provision from CP27.9 (R974) to R1081 (CP30.1)		
TC1140	WB TSS - Service Gallery Civil Provision from R1087 to R1135	18	04-Feb-26	22-Feb-26	WB TSS - Service Gallery Civil Provision from R1087 to R1135		
TC1130	WB TSS - Service Gallery Civil Provision from R1082 to R1086	18	02-Mar-26	19-Mar-26	WB TSS - Service Gallery Civil Provision from R1082 to R1086		
MMEP							
TC11310	WB TSS - Service Gallery MMEP from R974 (CP27.9) to CP29	18	31-Jan-26	17-Feb-26	WB TSS - Service Gallery MMEP from R974 (CP27.9) to CP29		
TC1160	WB TSS - Service Gallery MMEP from CP29 (R1026) to R1081 (C	6	18-Feb-26	23-Feb-26	WB TSS - Service Gallery MMEP from CP29 (R1026) to R1081 (CP30.1)		
TC1170	WB TSS - Service Gallery MMEP from R1082 to R1086	6	24-Feb-26	01-Mar-26	WB TSS - Service Gallery MMEP from R1082 to R1086		
TC1180	WB TSS - Service Gallery MMEP from R1087 to R1135	6	02-Mar-26	07-Mar-26	WB TSS - Service Gallery MMEP from R1087 to R1135		
FS Control Room							

- ◆ Milestones
- Planned Bar
- Actual Bar

ED/2018/04 Trunk Road T2 and Infrastructure Works
for Developments at South Apron

Three Months Rolling Programme (Feb26-Apr26)



Date	Revision	Checked	Approved

Activity ID	Activity Name	Dur	Start	Finish	2026		
					Feb	Mar	Apr
TC920	WB TSS - FS Control Room Construction	21	04-Feb-26	25-Feb-26	WB TSS - FS Control Room Construction		
Low Point @ CP27							
TC910	WB TBM Tunnel - Cast In-situ Low Point Sump Pit construction (al	27	15-Mar-26	29-Apr-26	WB TBM Tunnel - Cast In-situ Low Point Sump Pit construction (al		
TC1450	WB TBM Tunnel - Low Point Sump Pit waterproofing & testing	18	11-Apr-26	29-Apr-26	WB TBM Tunnel - Low Point Sump Pit waterproofing & testing		
WB TSS - TCSS Civil provision at OHVD soffit							
		56	24-Feb-26	21-Apr-26	WB TSS Final - TCSS Civil provision from CP26 to CP27		
After TBM1 Dismantling							
		56	24-Feb-26	21-Apr-26	WB TSS Final - TCSS Civil provision from CP27 to CP28		
TC11650	WB TSS Final - TCSS Civil provision from CP26 to CP27	7	24-Feb-26	02-Mar-26	WB TSS Final - TCSS Civil provision from CP27 to CP28		
TC1570	WB TSS Final - TCSS Civil provision from CP27 to CP28	7	10-Mar-26	16-Mar-26	WB TSS Final - TCSS Civil provision from CP28 to CP29		
TC11660	WB TSS Final - TCSS Civil provision from CP28 to CP29	7	25-Mar-26	01-Apr-26	WB TSS Final - TCSS Civil provision from CP29 to CP30		
TC1590	WB TSS Final - TCSS Civil provision from CP29 to CP30	7	01-Apr-26	08-Apr-26	WB TSS Final - TCSS Civil provision from CP30 to CP31		
TC1560	WB TSS Final - TCSS Civil provision from CP30 to CP31	7	08-Apr-26	15-Apr-26	WB TSS Final - TCSS Civil provision at OHVD soffit up to endwall (last)		
TC11570	WB TSS - TCSS Civil provision at OHVD soffit up to endwall (last)	6	15-Apr-26	21-Apr-26			
Eastbound (EB)							
EB TSS - TBM Slurry Pipes & Temporary Services							
		75	21-Feb-26	06-May-26	Pipe dismantling & relocation after TBM2 Breakthrough		
		75	21-Feb-26	06-May-26	CP22 to Back of TBM		
		21	21-Feb-26	13-Mar-26	A229447750 TSS - EB NCPS Wall Pipe Dismantling from CP22 to CP27 (back of TBM dismantling area)		
		21	21-Feb-26	13-Mar-26	CP7 to CP22		
		54	14-Mar-26	06-May-26	A229447730 TSS - EB NCPS Wall Pipe Dismantling from FT to CP22		
		93	31-Jan-26	03-May-26	EB TSS - Civil Works Before TBM2 Dismantled		
Gallery Installation Before TBM2 Dismantled							
		18	14-Apr-26	01-May-26	TC0010 EB TSS - Service Gallery R948 to R978 (Up to pulling chair)		
		5	14-Apr-26	18-Apr-26	TC0020 EB TSS - Service Gallery R979 to R1020 (Up to sliding rail)		
Corbel Construction Before TBM2 Dismantled							
		93	31-Jan-26	03-May-26	A229415962 EB TSS - Corbel Structure up to CP25		
		15	31-Jan-26	14-Feb-26	A229415972 EB TSS - Corbel Structure up to CP26		
		15	15-Feb-26	01-Mar-26	TC210 EB TSS Final - Corbel Structure from CP26 to CP27		
		15	15-Mar-26	30-Mar-26	TC220 EB TSS Final - Corbel Structure from CP27 (R930) to R954		
OHVD Installation Before TBM2 Dismantled							
		47	14-Mar-26	29-Apr-26	TC350 EB TSS - OHVD up to CP27 (R930)		
CP21-26							
		20	14-Mar-26	03-Apr-26	TC320 EB TSS - OHVD up to CP24		
		4	14-Mar-26	17-Mar-26	TC330 EB TSS - OHVD up to CP25		
		4	18-Mar-26	21-Mar-26	TC340 EB TSS - OHVD up to CP26		
Fire Board (Crown) Installation Before TBM2 Dismantled							
		32	14-Mar-26	14-Apr-26	D12585 EB TSS - Fire board (Crown) up to CP24		
		8	14-Mar-26	21-Mar-26	D12595 EB TSS - Fire board (Crown) up to CP25		
		8	22-Mar-26	29-Mar-26	D12605 EB TSS - Fire board (Crown) up to CP26		
		8	30-Mar-26	06-Apr-26	D12615 EB TSS - Fire board (Crown) up to CP27 (R930)		
Fire Board (Road Level) Installation Before TBM2 Dismantled							
		51	14-Mar-26	03-May-26	TC420 EB TSS - Fire Board - Walls & OHVD Soffit up to CP24		
		11	14-Mar-26	24-Mar-26	TC430 EB TSS - Fire Board - Walls & OHVD Soffit up to CP25		
		11	25-Mar-26	04-Apr-26	TC440 EB TSS - Fire Board - Walls & OHVD Soffit up to CP26		
		11	05-Apr-26	15-Apr-26	TC450 EB TSS - Fire Board - Walls & OHVD Soffit up to CP27		
		11	16-Apr-26	26-Apr-26	TC11740 EB TSS - inspection before black paint & E&M bracket CP25 to CF		
		7	16-Apr-26	22-Apr-26	TC11710 EB TSS - inspection before black paint & E&M bracket CP26 to CF		
Road Barriers Before TBM2 Dismantled							
		21	14-Mar-26	04-Apr-26	TC10160 EB TSS - Road Barrier up to CP25		
		5	14-Mar-26	18-Mar-26	TC10170 EB TSS - Road Barrier up to CP26		
		5	19-Mar-26	23-Mar-26	TC10180 EB TSS - Road Barrier up to CP27 (R930)		
E&M Brackets Installation Before TBM2 Dismantled							
		46	18-Mar-26	02-May-26			

- ◆ Milestones
- ◆ Planned Bar
- ◆ Actual Bar

ED/2018/04 Trunk Road T2 and Infrastructure Works for Developments at South Apron
Three Months Rolling Programme (Feb26-Apr26)



Date	Revision	Checked	Approved

Activity ID	Activity Name	Dur	Start	Finish	2026		
					Feb	Mar	Apr
TC620	EB - TBM Tunnel - E&M Bracket from CP22 to CP23	6	18-Mar-26	23-Mar-26			
TC630	EB - TBM Tunnel - E&M Bracket up to CP24	6	25-Mar-26	30-Mar-26			
TC640	EB - TBM Tunnel - E&M Bracket up to CP25	6	05-Apr-26	10-Apr-26			
TC650	EB - TBM Tunnel - E&M Bracket up to CP26	6	16-Apr-26	21-Apr-26			
TC660	EB - TBM Tunnel - E&M Bracket up to CP27 (R930)	6	27-Apr-26	02-May-26			
EB TSS - Civil Works After TB2 Dismantled							
EB TSS - Remaining Civil Works Summary							
TA1361	Summary - EB TSS Remaining Civil Works (TC0040-TC11690)	94	25-Apr-26	27-Jul-26			
EB TSS - Service Gallery							
Gallery Installation After TB2 Dismantling							
TC0040	Sliding Rail demobilisation	5	25-Apr-26	29-Apr-26			
EB TSS - Below Road Level Installation							
CP26-30 MMEP							
TC11080	EB TSS - Service Gallery MIMEP up to CP26 R885	6	31-Jan-26	05-Feb-26			
TC11100	EB TSS - Service Gallery MIMEP up to CP27 R930	6	06-Feb-26	11-Feb-26			
Low Point Sump Pit							
Low Point @ CP12							
TC11330	EB TSS - Low Point Sump Pit waterproofing & testing (after TBM c	376	17-Feb-25 A	27-Feb-26			
CP27							
TC060	EB TSS - Cast In-situ Low Point Sump Pit construction	27	19-Apr-26	15-May-26			
FSI Room							
TC070	EB TSS - FSI Room 9 - civil works	21	06-Feb-26	26-Feb-26			
EB TSS - TCSS Civil provision at OHVD soffit							
TC800	EB - TBM Tunnel - TCSS Civil provision at OHVD soffit up to CP23	7	25-Mar-26	31-Mar-26			
TC810	EB - TBM Tunnel - TCSS Civil provision at OHVD soffit up to CP24	7	01-Apr-26	07-Apr-26			
TC820	EB - TBM Tunnel - TCSS Civil provision at OHVD soffit up to CP25	7	05-Apr-26	11-Apr-26			
TC830	EB - TBM Tunnel - TCSS Civil provision at OHVD soffit up to CP26	7	16-Apr-26	22-Apr-26			
TC840	EB - TBM Tunnel - TCSS Civil provision at OHVD soffit up to CP27	7	27-Apr-26	03-May-26			
08 CKL Tunnel							
Westbound (WB)							
WB CKL -After TBM breakthrough							
WB CKL Remaining Civil Works Summary							
TA335	Summary - WB CKL Remaining Civil Works (TB1090-TC1380)	72	20-Jan-26 A	01-Apr-26			
Westbound (WB) Final Civil Works							
Service Gallery							
TB1120	WB - In-situ SG at End Wall (4m)	16	28-Jan-26 A	12-Feb-26			
TB1180	WB - Drainage & Road Slab	12	28-Jan-26 A	08-Feb-26			
OHVD							
TB1200	WB - OHVD Formwork Erection	24	13-Feb-26	08-Mar-26			
TB1200	WB - OHVD Formwork Erection	6	13-Feb-26	18-Feb-26			
TB1230	WB - Type A2 OHVD (1 bays, 4d.bay)	4	19-Feb-26	22-Feb-26			
TB1260	WB - Type A2 OHVD (2 bays, 4d.bay)	8	23-Feb-26	02-Mar-26			
TB1290	WB - Type A2 OHVD Formwork Dismantling	6	03-Mar-26	08-Mar-26			
Barrier							
TB1320	WB - Type A Dr&Br - Remaining Parapet	3	09-Mar-26	11-Mar-26			
E&M Brackets & Black paint							
TB1310	WB - Type A Dr&Br - Remaining Bracket	7	24-Mar-26	30-Mar-26			
TB1340	WB - Defect Rectification and HyD inspection, Black paint	2	29-Mar-26	30-Mar-26			
WB End Wall Civil & Structure Works							
TB1150	WB - End Wall Kicker & Wall	48	13-Feb-26	01-Apr-26			
TB1220	WB - End Wall Corbel Construction	25	13-Feb-26	09-Mar-26			
TB1240	WB - End Wall Parapet (2 nos)	5	10-Mar-26	14-Mar-26			
TB1240	WB - End Wall Parapet (2 nos)	3	15-Mar-26	17-Mar-26			

- ◆ Milestones
- Planned Bar
- Actual Bar

ED/2018/04 Trunk Road T2 and Infrastructure Works
for Developments at South Apron

Three Months Rolling Programme (Feb26-Apr26)



Date	Revision	Checked	Approved

Activity ID	Activity Name	Dur	Start	Finish	2026			
					Feb	Mar	Apr	
TB1270	WB - End Wall Temporary L-frame Construction	1	18-Mar-26	18-Mar-26			WB - End Wall Temporary L-frame Construction	
TB1250	WB - End Wall Crown Falsework Erection	5	19-Mar-26	23-Mar-26			WB - End Wall Crown Falsework Erection	
TB1280	WB - End Wall E&M Bracket	3	24-Mar-26	26-Mar-26			WB - End Wall E&M Bracket	
TB1300	WB - End Wall Crown Concreting & Falsework Removal	5	24-Mar-26	28-Mar-26			WB - End Wall Crown Concreting & Falsework Removal	
TB1380	WB - End Wall Transition OHVD	4	29-Mar-26	01-Apr-26			WB - End Wall Transition OHVD	
WB TCSS Civil Provision					3	27-Mar-26	29-Mar-26	
TB1350	WB - Type A Dr&Br - Remaining TCSS Civil Provision	3	27-Mar-26	29-Mar-26			WB - Type A Dr&Br - Remaining TCSS Civil Provision	
09 Cross Passages					187	06-Nov-25 A	12-May-26	
Cross Passages @ TSS & CKL Tunnel (CP7 to CP33)					187	06-Nov-25 A	12-May-26	
CP25 by Mini TBM					112	06-Nov-25 A	25-Feb-26	
A8260	CP25 - Internal & Collar Structure & ABWF	98	06-Nov-25 A	11-Feb-26	CP25 - Internal & Collar Structure & ABWF			
A8280	CP25 - E&M Installation	14	12-Feb-26	25-Feb-26	CP25 - E&M Installation			
A8340	CP25 - EB Tym Remaining Civil Works (Fireboard, Black Paint & E	9	12-Feb-26	20-Feb-26	CP25 - EB Tym Remaining Civil Works (Fireboard, Black Paint & E&M Brackets)			
CP26 by Mini TBM					112	24-Dec-25 A	14-Apr-26	
A8270	CP26 - Internal & Collar Structure & ABWF	98	24-Dec-25 A	31-Mar-26			CP26 - Internal & Collar Structure & ABWF	
A8300	CP26 - E&M Installation	14	01-Apr-26	14-Apr-26			CP26 - E&M Installation	
A8370	CP26 - EB Tym Remaining Civil Works (Fireboard, Black Paint & E	9	01-Apr-26	09-Apr-26			CP26 - EB Tym Remaining Civil Works (Fireboard	
CP27 by Mini TBM					119	07-Jan-26 A	05-May-26	
TD0300	CP27 - EB - Tympanum Civil works R0935E	32	07-Jan-26 A	08-Feb-26	CP27 - EB - Tympanum Civil works R0935E			
A7972	CP27 - Mobilisation	12	08-Feb-26	20-Feb-26	CP27 - Mobilisation			
TD1450	CP27 - EB - Tympanum Strength Gain	14	08-Feb-26	22-Feb-26	CP27 - EB - Tympanum Strength Gain			
A229450670	CP27 - CP TBM mining	6	22-Feb-26	28-Feb-26	CP27 - CP TBM mining			
A7982	Mini TBM Demo after last CP is mined	15	28-Feb-26	15-Mar-26	Mini TBM Demo after last CP is mined			
A229450680	CP27 - Lining Grouting	6	28-Feb-26	06-Mar-26	CP27 - Lining Grouting			
A8290	CP27 - Internal & Collar Structure & ABWF	60	06-Mar-26	05-May-26				
A8360	CP27 - EB Tympanum Remaining Civil Work (Fireboard, Black Pai	9	27-Apr-26	05-May-26				
CP28 by D&Br					112	13-Jan-26 A	04-May-26	
TD1290	CP28 - Remaining Lining/Collar structure	98	13-Jan-26 A	20-Apr-26			CP28 - Remaining Lin	
TD1300	CP28 - E&M Installation	14	21-Apr-26	04-May-26				
TD1320	CP28 - WB Tympanum Remaining Civil Work (Fireboard, Black Pa	9	21-Apr-26	29-Apr-26				
CP29 by D&Br					115	15-Jan-26 A	09-May-26	
TD1490	CP29 - Excavation from WB (Part 2 subject to EB TBM progress)	28	15-Jan-26 A	11-Feb-26	CP29 - Excavation from WB (Part 2 subject to EB TBM progress)			
TD1351	CP29 - EB - Final Break-out	7	12-Feb-26	18-Feb-26	CP29 - EB - Final Break-out			
TD1380	CP29 - Remaining Lining/Collar structure	80	19-Feb-26	09-May-26				
CP30 Remaining Works					68	06-Feb-26	15-Apr-26	
CP30 remaining works					68	06-Feb-26	15-Apr-26	
TD1140	CP30 WB TSS - Sawcut & final breaking work CP30	18	06-Feb-26	24-Feb-26	CP30 WB TSS - Sawcut & final breaking work CP30			
TD1150	CP30 - Waterproofing	3	24-Feb-26	27-Feb-26	CP30 - Waterproofing			
TD1160	CP30 - Collar structure at WB TSS	16	27-Feb-26	15-Mar-26	CP30 - Collar structure at WB TSS			
TD1200	CP30 - Remaining lining structure	19	15-Mar-26	03-Apr-26			CP30 - Remaining lining structure	
TD1210	CP30 - E&M Installation	12	03-Apr-26	15-Apr-26			CP30 - E&M Installation	
CP31 Remaining Works					54	19-Mar-26	12-May-26	
CP31 remaining works					54	19-Mar-26	12-May-26	
TD1170	CP31 WB TSS - Sawcut & final breaking work CP31	18	19-Mar-26	06-Apr-26			CP31 WB TSS - Sawcut & final breaking work CP31	
TD1180	CP31 - Waterproofing	3	06-Apr-26	09-Apr-26			CP31 - Waterproofing	
TD1220	CP31 - Collar structure at WB TSS	14	09-Apr-26	23-Apr-26			CP31 - Collar	
TD1230	CP31 - Remaining lining structure	19	23-Apr-26	12-May-26				
10 East Ventilation Building - EVB					111	26-Jan-26 A	16-May-26	
EVB Remaining Works (TBC)					92	31-Jan-26	02-May-26	
Landscape works					92	31-Jan-26	02-May-26	
EVB1650	EVB - Hard Landscape - Above G/F	92	31-Jan-26	02-May-26				

- ◆ Milestones
- ▬ Planned Bar
- ▬ Actual Bar

ED/2018/04 Trunk Road T2 and Infrastructure Works
for Developments at South Apron

Three Months Rolling Programme (Feb26-Apr26)



Date	Revision	Checked	Approved

Activity ID	Activity Name	Dur	Start	Finish	2026		
					Feb	Mar	Apr
VO - Recovery Vehicle Base (RVB) Construction							
EV61810	RVB - Rock Excavation & Site Formation	50	26-Jan-26 A	16-Mar-26	RVB - Rock Excavation & Site Formation		
EV61630	RVB - Road & Drainage works (subject to TBMs dismantled)	31	17-Mar-26	16-Apr-26	RVB - Road & Drainage works		
EV61685	RVB - Canopy Footings & Structure works	30	17-Apr-26	16-May-26	RVB - Canopy Footings & Structure works		
11 Tunnel E&M Installation							
WB - E&M Works							
WB - HV Cabling & HV Power On							
TE1180	WB Tunnel - Permanent HV Cable laying (Final Section)	18	29-Mar-26	16-Apr-26	WB Tunnel - Permanent HV Cable		
TE1220	WB Tunnel - Final HV Power On Change Over	12	16-Apr-26	28-Apr-26	WB Tunnel - Final HV Power On Change Over		
WB - LV Cabling & LV Power On							
E&MC1190	WB SUS CP1 to CP12 - E&M Installation (Final Stage)	30	31-Jan-26	01-Mar-26	WB SUS CP1 to CP12 - E&M Installation (Final Stage)		
E&MC1070	WB TSS - CP16-19 E&M installation (Final Stage subject to CP25-	30	03-Feb-26	04-Mar-26	WB TSS - CP16-19 E&M installation (Final Stage subject to CP25-26 available)		
WB - Below Road Level E&M Installation							
MIMEP							
TC1240	WB TSS - Service Gallery MIMEP Connection up to CP29	6	18-Feb-26	23-Feb-26	WB TSS - Service Gallery MIMEP Connection up to CP29		
TC1250	WB TSS - Service Gallery MIMEP Connection up to R1081 (CP30)	6	24-Feb-26	01-Mar-26	WB TSS - Service Gallery MIMEP Connection up to R1081 (CP30.1)		
TC1260	WB TSS - Service Gallery MIMEP Connection up to R1086	6	02-Mar-26	07-Mar-26	WB TSS - Service Gallery MIMEP Connection up to R1086		
TC1290	WB TSS - Service Gallery MIMEP Connection up to R1135	6	08-Mar-26	13-Mar-26	WB TSS - Service Gallery MIMEP Connection up to R1135		
TF070	WB TSS - Service Gallery E&M Installation	18	14-Mar-26	31-Mar-26	WB TSS - Service Gallery E&M Installation		
FS Control Room							
TC950	WB TSS - FS Control Room E&M Installation	28	25-Feb-26	25-Mar-26	WB TSS - FS Control Room E&M Installation		
EB - E&M Works							
EB - LV Cabling & LV Power On							
E&MC1150	EB SUS to CP12 - E&M Installation (Final Stage)	30	31-Jan-26	01-Mar-26	EB SUS to CP12 - E&M Installation (Final Stage)		
E&MC1100	EB TSS - CP16-19 E&M installation (Final Stage subject to CP25-	30	22-Apr-26	21-May-26	EB TSS - CP16-19 E&M installation (Final Stage subject to CP25-26 available)		
EB - Below Road Level E&M Installation							
FS Room							
TC150	EB TBM Tunnel - FS Control Room E&M Installation	28	27-Feb-26	26-Mar-26	EB TBM Tunnel - FS Control Room E&M Installation		
12 Projectwide TCSS Installation							
WB - TCSS Installation							
TE1170	WB - TCSS Installation concurrent with E&M installation	705	12-Aug-24 A	17-Jul-26	WB - TCSS Installation concurrent with E&M installation		
TF030	WB - TBM Tunnel - TCSS fibre cabling	418	20-Jan-25 A	13-Mar-26	WB - TBM Tunnel - TCSS fibre cabling		
TF040	WB - TBM Tunnel - TCSS Signage Installation	412	20-Jan-25 A	07-Mar-26	WB - TBM Tunnel - TCSS Signage Installation		
EB - TCSS Installation							
TE130	EB - TBM Tunnel - TSSC Fibre Cabling	563	20-Jan-25 A	06-Aug-26	EB - TBM Tunnel - TSSC Fibre Cabling		
TE170	EB - TBM Tunnel - TSSC Sign Installation	538	20-Jan-25 A	11-Jul-26	EB - TBM Tunnel - TSSC Sign Installation		
13 Projectwide Testing and Commissioning							
E&M T&C							
WB E&M T&C							
TF080	WB - TSS - Service Gallery MIMEP T&C	21	01-Apr-26	21-Apr-26	WB - TSS - Service Gallery MIMEP T&C		
VAC T&C							
WB VAC T&C							
TF050	WB - TBM Tunnel - VAC T&C	56	28-Apr-26	23-Jun-26	WB - TBM Tunnel - VAC T&C		
14 Projectwide Final Works							
Cladding							
Eastbound							
Typical Subframe & Cladding							
EB CPS							
VE1020	VE Panel - EB SUS (CPS) 400m	67	19-Dec-25 A	23-Feb-26	VE Panel - EB SUS (CPS) 400m		
VE1020	VE Panel - EB TSS CP7-12 (CPS) 500m	24	26-Mar-26	18-Apr-26	VE Panel - EB TSS CP7-12 (CPS) 500m		
EB NCS							
		24	24-Feb-26	19-Mar-26	EB NCS		

- ◆ Milestones
- ▬ Planned Bar
- ▬ Actual Bar

ED/2018/04 Trunk Road T2 and Infrastructure Works
for Developments at South Apron

Three Months Rolling Programme (Feb26-Apr26)



Date	Revision	Checked	Approved

Activity ID	Activity Name	Dur	Start	Finish	2026		
					Feb	Mar	Apr
VE10571	VE Panel - EB SUS (NCPS) 400m	24	24-Feb-26	19-Mar-26			
Westbound							
Typical Subframe & Cladding							
WB CPS							
VE10021	VE Panel - WB SUS (CPS) 400m	75	10-Jan-26 A	25-Mar-26			
VE10060	VE Panel - WB TSS CP7-12 (CPS) 500m	24	02-Mar-26	25-Mar-26			
VE10080	VE Panel - WB TSS CP16-25 (CPS) 900m	35	05-Mar-26	08-Apr-26			
WB NCPS							
VE10731	VE Panel - WB TSS CP19-24 (NCPS) 500m	24	05-Mar-26*	28-Mar-26			
VE10651	VE Panel - WB SUS (NCPS) 400m	24	26-Mar-26*	18-Apr-26			
Pavement							
Westbound (SUS to CKL)							
PAV10010	Pavement - WB Initial Layers TSS LSCC/CP7 to CP16	21	04-Feb-26	25-Feb-26			
PAV10020	Pavement - WB Initial Layers TSS CP16 to CKL (include EVB RL)	21	28-Apr-26	19-May-26			
TKOLTT Interchange (Top Layer Only)							
PAV30000	Pavement - TKOLTT Interchange Top Layer	42	15-Apr-26*	26-May-26			
Infrastructure Works							
06 Road S20							
VO - Modification of Irrigation System at Charging Station Run-in							
A1070	S20 - Shrubs Reinstatement (Non Critical)	12	31-Jan-26	13-Feb-26			
07 Road L10(N)							
L10(N) Landscape (KD-26)							
LN10110	L10(N) - Landscape softwork (TBC)	26	05-Mar-26	08-Apr-26			
LN10120	KD-26 - Section 9D - Road L10 (N) Landscape Softworks	0					
L10 (N) Remaining Road Works (Subject to Manpower)							
A229450270	L10 (N) - Remaining Road Signage	283	01-Mar-25 A	04-Mar-26			
08 Road L10(S) & L18							
L10(S) & L18 Landscape (KD-24)							
A229445710	L10 (S) & L18 - Landscape softwork (TBC)	25	31-Jan-26	04-Mar-26			
A229445711	KD-24 - Completion of Section 9B - Remaining Stage 5 Infrastructure	0	31-Jan-26*	04-Mar-26			

- ◆ Milestones
- Planned Bar
- Actual Bar

ED/2018/04 Trunk Road T2 and Infrastructure Works
for Developments at South Apron

Three Months Rolling Programme (Feb26-Apr26)



Date	Revision	Checked	Approved

Activity ID	Activity Name	Dur	Start	Finish	2026		
					Mar	Apr	May
HKT2 Super Accelerated Programme DD 28Feb26							
Construction							
Trunk Road T2							
01 West Ventilation Building - WVB							
	634	02-Dec-24 A	27-Aug-26				
	634	02-Dec-24 A	27-Aug-26				
WVB - Remaining works after FSI							
External Works							
	562	02-Dec-24 A	16-Jun-26				
	532	02-Dec-24 A	17-May-26				
	532	02-Dec-24 A	17-May-26				
	250	08-Jul-25 A	14-Mar-26				
	153	15-Jan-26 A	16-Jun-26				
	103	15-Jan-26 A	27-Apr-26				
	15	15-Jan-26 A	31-Mar-26				
	58	01-Feb-26 A	31-Mar-26				
	0		17-May-26*				
	30	18-May-26	16-Jun-26				
02 AtGrade Road - AGR							
	138	13-Jan-26 A	30-May-26				
Kiosk							
	108	13-Jan-26 A	30-Apr-26				
	30	01-May-26	30-May-26				
AGR - Road & Drainage works							
	30	01-Mar-26	30-Mar-26				
	30	01-Mar-26	30-Mar-26				
03 Depressed Road - DPR							
DPR - Road Works							
Rising Main							
	156	24-Nov-25 A	29-Apr-26				
	30	30-Apr-26	29-May-26				
Movement Joint and Cut-off Drain							
	61	01-Mar-26*	30-Apr-26				
	61	01-Mar-26*	30-Apr-26				
06 Launching Shaft & C&C Tunnel - LSCC							
LSCC - Structure works							
Launching Shaft							
LS - Miscellaneous Structural Openings							
	21	15-May-26	04-Jun-26				
	21	15-May-26	04-Jun-26				
	21	15-May-26	04-Jun-26				
LSCC - Backfilling & Dwall Dismantling							
	112	01-Dec-25 A	22-Mar-26				
	112	01-Dec-25 A	22-Mar-26				
07 Tunnel Sub-sea (TSS)							
TSS - TBM Excavation from Kai Tak							
Eastbound - TBM S1282							
TBM2 Rescue							
Seawall Reinstatement							
	135	25-Oct-25 A	09-Mar-26				
	157	17-Nov-25 A	22-Apr-26				
	126	18-Dec-25 A	22-Apr-26				
	97	16-Jan-26 A	22-Apr-26				
	66	16-Feb-26 A	22-Apr-26				
	158	17-Mar-26*	21-Aug-26				
TBM2 Dismantling							
TBM2 Dismantling Summary							
TSS							
	90	06-Feb-26 A	06-May-26				
	90	06-Feb-26 A	06-May-26				

- ◆ Milestones
- Planned Bar
- Actual Bar

ED/2018/04 Trunk Road T2 and Infrastructure Works
for Developments at South Apron

Three Months Rolling Programme (Mar26-May26)



Date	Revision	Checked	Approved

Activity ID	Activity Name	Dur	Start	Finish	2026		
					Mar	Apr	May
TA1601	Summary - EB Resume Service Gallery Installation	63	06-Feb-26 A	09-Apr-26	Summary - EB Resume Service Gallery Installation		
CKL		98	06-Feb-26 A	14-May-26			
TA1231	Summary - EB TBM dismantling - CKL side	98	06-Feb-26 A	14-May-26	Summary - EB TBM dismantling - CKL side		
TSS side		78	18-Feb-26 A	06-May-26			
TSS side - breakdown		78	18-Feb-26 A	06-May-26			
Backup Gantries							
TA1711	Gantry 1-3 + Boggles Dismantling	46	18-Feb-26 A	04-Apr-26	Gantry 1-3 + Boggles Dismantling		
TA1721	Oxycut Platform Demobilisation	5	05-Apr-26	09-Apr-26	Oxycut Platform Demobilisation		
TA1901	Pulling Chair Demobilisation	7	10-Apr-26	16-Apr-26	Pulling Chair Demobilisation		
Erector / X/B / MD							
TA1731	Concrete Slab + HAG System Erection	19	18-Feb-26 A	08-Mar-26	Concrete Slab + HAG System Erection		
TA1741	Erector Extraction	3	09-Mar-26	11-Mar-26	Erector Extraction		
TA1751	Erector Dismantling	7	12-Mar-26	18-Mar-26	Erector Dismantling		
TA1761	X Beam Extraction	8	12-Mar-26	19-Mar-26	X Beam Extraction		
TA1771	X Beam Dismantling	16	20-Mar-26	04-Apr-26	X Beam Dismantling		
TA1781	Main Drive Extraction	8	20-Mar-26	27-Mar-26	Main Drive Extraction		
TA1791	Main Drive Dismantling	33	28-Mar-26	29-Apr-26	Main Drive Dismantling		
TA1801	Concrete Slab + HAG System Demo	7	30-Apr-26	06-May-26	Concrete Slab + HAG System Demo		
CKL Side		86	18-Feb-26 A	14-May-26			
CKL side - breakdown		86	18-Feb-26 A	14-May-26			
Cutterhead							
TA1831	Cutterhead dismantling Part 2	14	18-Feb-26 A	03-Mar-26	Cutterhead dismantling Part 2		
Spherical Bearing							
TA1841	CKL Civil Works #2 (Stage 1 Perm/Temp Massfill, Install Concrete	7	04-Mar-26	10-Mar-26	CKL Civil Works #2 (Stage 1 Perm/Temp Massfill, Install Concrete Beam & Rails)		
TA1911	Main Drive Preparation	9	11-Mar-26	19-Mar-26	Main Drive Preparation		
TA1851	Spherical Bearing	2	28-Mar-26	29-Mar-26	Spherical Bearing		
Shield		46	30-Mar-26	14-May-26			
TA1891	CKL Civil Works #3 (Remove Dismantling Setup/Devices)	1	30-Mar-26	30-Mar-26	CKL Civil Works #3 (Remove Dismantling Setup/Devices)		
TA1871	Inner Shield Dismantling	19	31-Mar-26	18-Apr-26	Inner Shield Dismantling		
TA1881	CKL Civil Works #4 (Stage 2 Perm/Temp Massfill)	13	19-Apr-26	01-May-26	CKL Civil Works #4 (Stage 2 Perm/Temp Massfill)		
TA1861	Outer Shield Dismantling	13	02-May-26	14-May-26	Outer Shield Dismantling		
TSS - Tunnel Civil Works		484	17-Feb-25 A	15-Jun-26			
Westbound (WB)		112	15-Jan-26 A	06-May-26			
WB TSS - OHVD		11	25-Feb-26 A	07-Mar-26			
OHVD Installation After TBM1 Dismantling							
TC1200	WB TSS Final - OHVD from R1097 to R1119 (CP31)	4	25-Feb-26 A	28-Feb-26 A	WB TSS Final - OHVD from R1097 to R1119 (CP31)		
TC970	WB - ISSG Dismantling	7	01-Mar-26	07-Mar-26	WB - ISSG Dismantling		
WB TSS - Fire Board - Road level with deletion up Ch8924		74	15-Jan-26 A	29-Mar-26			
After TBM1 Dismantling							
TC1000	WB TSS - Fire Board - Walls & OHVD soffit - from CP28 to CP29	59	15-Jan-26 A	14-Mar-26	WB TSS - Fire Board - Walls & OHVD soffit - from CP28 to CP29		
TC1020	WB TSS - Fire Board - Walls & OHVD soffit - up to Ch8924	66	15-Jan-26 A	21-Mar-26	WB TSS - Fire Board - Walls & OHVD soffit - up to Ch8924		
TC1030	WB TSS - Fire Board Gantries dismantling	8	22-Mar-26	29-Mar-26	WB TSS - Fire Board Gantries dismantling		
Defect		28	01-Mar-26	28-Mar-26			
TC11610	WB TSS - HyD inspection before black paint & E&M bracket CP26	7	01-Mar-26	07-Mar-26	WB TSS - HyD inspection before black paint & E&M bracket CP26 to CP27		
TC11620	WB TSS - HyD inspection before black paint & E&M bracket CP27	7	01-Mar-26	07-Mar-26	WB TSS - HyD inspection before black paint & E&M bracket CP27 to CP28		
TC11630	WB TSS - HyD inspection before black paint & E&M bracket CP28	7	15-Mar-26	21-Mar-26	WB TSS - HyD inspection before black paint & E&M bracket CP28 to CP29		
TC11640	WB TSS - HyD inspection before black paint & E&M bracket CP29	7	22-Mar-26	28-Mar-26	WB TSS - HyD inspection before black paint & E&M bracket CP29 to CP29.5		
WB TSS - Road Barrier		24	01-Mar-26	24-Mar-26			
Road Barriers After TBM1 Dismantling							
A223450740	WB TSS - Road Barrier up to CP29	7	01-Mar-26	07-Mar-26	WB TSS - Road Barrier up to CP29		
TC11220	WB TSS - Road Barrier up to CP30	4	08-Mar-26	11-Mar-26	WB TSS - Road Barrier up to CP30		

- ◆ Milestones
- Planned Bar
- Actual Bar

ED/2018/04 Trunk Road T2 and Infrastructure Works
for Developments at South Apron
Three Months Rolling Programme (Mar26-May26)



Date	Revision	Checked	Approved

Activity ID	Activity Name	Dur	Start	Finish	2026		
					Mar	Apr	May
TC11230	WB TSS - Road Barrier up to CP30.5	4	12-Mar-26	15-Mar-26			
TC11670	WB TSS - Road Barrier from CP30.5 to CP31	4	16-Mar-26	19-Mar-26			
TC1265	WB TSS - Road Barrier from CP31 to endwall	5	20-Mar-26	24-Mar-26			
WB TSS - E&M Brackets							
E&M Brackets Installation After TBM1 Dismantling							
CPS (Except Tympanum Area)							
TC1380	WB TSS Final - E&M Brackets from CP28 to CP29 (CPS)	3	15-Mar-26	17-Mar-26			
TC1410	WB TSS Final - E&M Brackets from CP30 to CP31 (CPS)	3	22-Mar-26	24-Mar-26			
TC11550	WB TSS - E&M Bracket (last few rings) (CPS)	3	25-Mar-26	27-Mar-26			
NCPS							
TC11780	WB TSS Final - E&M Brackets from CP28 to CP29 (NCPS)	25	21-Feb-26 A	30-Mar-26			
TC11800	WB TSS Final - E&M Brackets from CP30 to CP31 (NCPS)	3	25-Mar-26	27-Mar-26			
TC11810	WB TSS - E&M Bracket (last few rings) (NCPS)	3	28-Mar-26	30-Mar-26			
WB TSS - Black paint							
After TBM1 Dismantling							
TC11590	WB TSS - Black paint from CP29 to CP31 (no fireboard area)	4	28-Mar-26	31-Mar-26			
TC11490	WB TSS - Black paint from CP26 to CP29	4	29-Mar-26	01-Apr-26			
WB TSS - Below Road Level Installation							
Service Gallery Civil Provision							
TC1100	WB TSS - Service Gallery Civil Provision from CP27.9 (R974) to R1081	10	01-Mar-26	10-Mar-26			
TC1130	WB TSS - Service Gallery Civil Provision from R1082 to R1086	10	11-Mar-26	20-Mar-26			
TC1140	WB TSS - Service Gallery Civil Provision from R1087 to R1135	10	21-Mar-26	30-Mar-26			
MMEP							
TC1160	WB TSS - Service Gallery MMEP from CP29 (R1026) to R1081 (C)	25	17-Feb-26 A	14-Mar-26			
TC1210	WB TSS - Hyd Inspection for SG	7	01-Mar-26	07-Mar-26			
TC1170	WB TSS - Service Gallery MMEP from R1082 to R1086	3	08-Mar-26	10-Mar-26			
TC1180	WB TSS - Service Gallery MMEP from R1087 to R1135	7	11-Mar-26	17-Mar-26			
Low Point @ CP27							
TC910	WB TBM Tunnel - Cast In-situ Low Point Sump Pit construction (al	67	01-Mar-26	15-Apr-26			
TC1450	WB TBM Tunnel - Low Point Sump Pit waterproofing & testing	21	16-Apr-26	06-May-26			
WB TSS - TCSS Civil provision at OHVD soffit							
After TBM1 Dismantling							
TC11650	WB TSS Final - TCSS Civil provision from CP26 to CP27	5	02-Apr-26	06-Apr-26			
TC11570	WB TSS Final - TCSS Civil provision from CP27 to CP28	5	07-Apr-26	11-Apr-26			
TC11660	WB TSS Final - TCSS Civil provision from CP28 to CP29	5	12-Apr-26	16-Apr-26			
TC11590	WB TSS Final - TCSS Civil provision from CP29 to CP30	5	17-Apr-26	21-Apr-26			
TC11560	WB TSS Final - TCSS Civil provision from CP30 to CP31	5	22-Apr-26	26-Apr-26			
TC11570	WB TSS - TCSS Civil provision at OHVD soffit up to endwall (last f	5	27-Apr-26	01-May-26			
Eastbound (EB)							
EB TSS - TBM Slurry Pipes & Temporary Services							
Pipe dismantling & relocation after TBM2 Breakthrough							
CP7 to CP22							
A229447730	TSS - EB NCPS Wall Pipe Dismantling from FT to CP22	57	26-Feb-26 A	23-Apr-26			
EB TSS - Civil Works Before TBM2 Dismantled							
Gallery Installation Before TBM2 Dismantled							
TC0010	EB TSS - Service Gallery R948 to R978 (Up to pulling chair)	7	10-Apr-26	16-Apr-26			
TC0020	EB TSS - Service Gallery R979 to R1020 (Up to sliding rail)	12	17-Apr-26	28-Apr-26			
Corbel Construction Before TBM2 Dismantled							
A229415962	EB TSS - Corbel Structure up to CP25	14	24-Feb-26 A	09-Mar-26			
A229415972	EB TSS - Corbel Structure up to CP26 (3Rd)	17	10-Mar-26	26-Mar-26			
TC210	EB TSS Final - Corbel Structure from CP26 to CP27 (3Rd)	17	27-Mar-26	12-Apr-26			

- ◆ Milestones
- ◆ Planned Bar
- ◆ Actual Bar

ED/2018/04 Trunk Road T2 and Infrastructure Works
for Developments at South Apron
Three Months Rolling Programme (Mar26-May26)



Date	Revision	Checked	Approved

Activity ID	Activity Name	Dur	Start	Finish	2026		
					Mar	Apr	May
TC220	EB TSS Final - Corbel Structure from CP27 (R930) to R954 (3R/d)	10	17-Apr-26	26-Apr-26			EB TSS Final - Corbel Structure from CP27 (R930) to R954 (3R/d)
TC300	EB TSS Final - Corbel Curing up to R954	7	27-Apr-26	03-May-26			EB TSS Final - Corbel Curing up to R954
OHVD Installation Before TBM2 Dismantled							
CP21-26		38	10-Mar-26	16-Apr-26			
TC320	EB TSS - OHVD up to CP24	4	10-Mar-26	13-Mar-26	EB TSS - OHVD up to CP24		
TC330	EB TSS - OHVD up to CP25	4	27-Mar-26	30-Mar-26	EB TSS - OHVD up to CP25		
TC340	EB TSS - OHVD up to CP26	4	13-Apr-26	16-Apr-26		EB TSS - OHVD up to CP26	
CP26-30		10	30-Apr-26	09-May-26			
TC350	EB TSS - OHVD up to CP27 (R930)	10	30-Apr-26	09-May-26			EB TSS - OHVD up to CP27 (R930)
Fire Board (Crown) Installation Before TBM2 Dismantled							
D12585	EB TSS - Fire board (Crown) up to CP24	7	10-Mar-26	16-Mar-26	EB TSS - Fire board (Crown) up to CP24		
D12595	EB TSS - Fire board (Crown) up to CP25	7	27-Mar-26	02-Apr-26	EB TSS - Fire board (Crown) up to CP25		
D12605	EB TSS - Fire board (Crown) up to CP26	7	13-Apr-26	19-Apr-26		EB TSS - Fire board (Crown) up to CP26	
D12615	EB TSS - Fire board (Crown) up to CP27 (R930)	7	20-Apr-26	26-Apr-26		EB TSS - Fire board (Crown) up to CP27 (R930)	
D12625	EB TSS - HyD Inspection Fire board (Crown) up to CP27 (R930)	3	27-Apr-26	29-Apr-26			EB TSS - HyD Inspection Fire board (Crown) up to CP27 (R930)
Fire Board (Road Level) Installation Before TBM2 Dismantled							
TC420	EB TSS - Fire Board - Walls & OHVD Soffit up to CP24	11	17-Mar-26	27-Mar-26	EB TSS - Fire Board - Walls & OHVD Soffit up to CP24		
TC430	EB TSS - Fire Board - Walls & OHVD Soffit up to CP25	11	03-Apr-26	13-Apr-26		EB TSS - Fire Board - Walls & OHVD Soffit up to CP25	
TC440	EB TSS - Fire Board - Walls & OHVD Soffit up to CP26	11	20-Apr-26	30-Apr-26		EB TSS - Fire Board - Walls & OHVD Soffit up to CP26	
TC450	EB TSS - Fire Board - Walls & OHVD Soffit up to CP27	11	01-May-26	11-May-26		EB TSS - Fire Board - Walls & OHVD Soffit up to CP27	
TC11740	EB TSS - HyD inspection before black paint & E&M bracket CP25	7	01-May-26	07-May-26			EB TSS - HyD inspection before black paint & E&M bracket CP25
TC11710	EB TSS - HyD inspection before black paint & E&M bracket CP26	7	12-May-26	18-May-26			EB TSS - HyD inspection before black paint & E&M bracket CP26
Road Barriers Before TBM2 Dismantled							
TC10160	EB TSS - Road Barrier up to CP25	5	10-Mar-26	14-Mar-26	EB TSS - Road Barrier up to CP25		
TC10170	EB TSS - Road Barrier up to CP26	5	27-Mar-26	31-Mar-26	EB TSS - Road Barrier up to CP26		
TC10180	EB TSS - Road Barrier up to CP27 (R930)	5	13-Apr-26	17-Apr-26		EB TSS - Road Barrier up to CP27 (R930)	
E&M Brackets Installation Before TBM2 Dismantled							
TC620	EB TSS - E&M Brackets CP22 to CP23	6	14-Mar-26	19-Mar-26	EB TSS - E&M Brackets CP22 to CP23		
TC630	EB TSS - E&M Brackets CP23 to CP24	6	28-Mar-26	02-Apr-26		EB TSS - E&M Brackets CP23 to CP24	
TC640	EB TSS - E&M Brackets CP24 to CP25	6	14-Apr-26	19-Apr-26		EB TSS - E&M Brackets CP24 to CP25	
TC650	EB TSS - E&M Brackets CP25 to CP26	6	01-May-26	06-May-26		EB TSS - E&M Brackets CP25 to CP26	
TC660	EB TSS - E&M Brackets CP26 to CP27 (R930)	6	12-May-26	17-May-26		EB TSS - E&M Brackets CP26 to CP27 (R930)	
EB TSS - Civil Works After TBM2 Dismantled							
EB TSS - Service Gallery							
Gallery Installation After TBM2 Dismantling							
TC0040	Sliding Rail demobilisation	3	07-May-26	09-May-26			Sliding Rail demobilisation
TC0030	EB TSS - Service Gallery R1021 to R1040 (After sliding rail demob)	5	10-May-26	14-May-26			EB TSS - Service Gallery R1021 to R1040
ISIG Dismantling & Last Galleries							
TC0060	EB TSS - ISIG Dismantling Stage	9	15-May-26	23-May-26			EB TSS - ISIG Dismantling Stage
TC0070	EB TSS - Preparation + 17 SG by Overhead Rail & 4 by Sliding (R)	15	24-May-26	07-Jun-26			EB TSS - Preparation + 17 SG by Overhead Rail & 4 by Sliding (R)
EB TSS - Corbel							
Corbel Construction After TBM2 Dismantled							
TC230	EB TSS Final - Corbel Structure from R954 to R1034 (3R/d)	27	29-Apr-26	25-May-26			EB TSS Final - Corbel Structure from R954 to R1034 (3R/d)
TC240	EB TSS Final - Corbel Structure from R1035 to R1065 (3R/d)	10	26-May-26	04-Jun-26			EB TSS Final - Corbel Structure from R1035 to R1065 (3R/d)
EB TSS - OHVD							
OHVD Installation After TBM Dismantled							
TC360	EB TSS - OHVD up to R954 (7R/d)	8	10-May-26	17-May-26			EB TSS - OHVD up to R954 (7R/d)
TC370	EB TSS - OHVD up to R1005 (7R/d)	8	18-May-26	25-May-26			EB TSS - OHVD up to R1005 (7R/d)
EB TSS - Road Barrier							
TC10190	EB TSS - Road Barrier up to R954	5	27-Apr-26	01-May-26			EB TSS - Road Barrier up to R954
TC11160	EB TSS - Road Barrier R955 to R1034	6	26-May-26	31-May-26			EB TSS - Road Barrier R955 to R1034

- ◆ Milestones
- Planned Bar
- Actual Bar

ED/2018/04 Trunk Road T2 and Infrastructure Works
 for Developments at South Apron

Three Months Rolling Programme (Mar26-May26)



Date	Revision	Checked	Approved

Activity ID	Activity Name	Dur	Start	Finish	2026		
					Mar	Apr	May
EB TSS - Fire Board - Tunnel Crown with deletion up to Ch8850		14	27-Apr-26	10-May-26			
TC270	EB TSS - Fire board (Crown) R930 to R954	9	27-Apr-26	05-May-26			EB TSS - Fire board (Crown) R930 to R954
TC280	EB TSS - Fire board (Crown) R955 to R1005	5	06-May-26	10-May-26			EB TSS - Fire board (Crown) R955 to R1005
EB TSS - Fire Board - Road level with deletion up to Ch8850		11	26-May-26	05-Jun-26			
TC460	EB TSS - Fire Board - Walls & OHVD Soffit up to R954 (4R/d)	11	26-May-26	05-Jun-26			
EB TSS - Black paint		4	19-May-26	22-May-26			
TC720	EB - TBM Tunnel - Black paint CP25 to CP27	4	19-May-26	22-May-26			EB - TBM Tunnel
EB TSS - Below Road Level Installation		484	17-Feb-25 A	15-Jun-26			
CP26-30 Civil Provision		15	23-Apr-26	13-May-26			
TC0090	EB TSS - Service Gallery Civil Provision R818 to R1020	15	29-Apr-26	13-May-26			EB TSS - Service Gallery Civil Provision
Low Point Sump Pit		484	17-Feb-25 A	15-Jun-26			
Low Point @ CP12		405	17-Feb-25 A	28-Mar-26			
TC11330	EB TSS - Low Point Sump Pit waterproofing & testing (after TBM c	405	17-Feb-25 A	28-Mar-26	EB TSS - Low Point Sump Pit waterproofing & testing (after TBM dismantling)		
CP27		60	17-Apr-26	15-Jun-26			
TC060	EB TSS - Cast In-situ Low Point Sump Pit construction	39	17-Apr-26	25-May-26			EB TSS - C
TC700	EB TSS - Low Point Sump Pit waterproofing & testing	21	26-May-26	15-Jun-26			
FSI Room		21	01-Apr-26	21-Apr-26			
TC070	EB TSS - FSI Room 9 - civil works	21	01-Apr-26*	21-Apr-26	EB TSS - FSI Room 9 - civil works		
EB TSS - TCSS Civil provision at OHVD soffit		49	28-Mar-26	15-May-26			
TC800	EB - TBM Tunnel - TCSS Civil provision at OHVD soffit up to CP23	4	28-Mar-26	31-Mar-26	EB - TBM Tunnel - TCSS Civil provision at OHVD soffit up to CP23		
TC810	EB - TBM Tunnel - TCSS Civil provision at OHVD soffit up to CP24	4	03-Apr-26	06-Apr-26	EB - TBM Tunnel - TCSS Civil provision at OHVD soffit up to CP24		
TC820	EB - TBM Tunnel - TCSS Civil provision at OHVD soffit up to CP25	4	14-Apr-26	17-Apr-26	EB - TBM Tunnel - TCSS Civil provision at OHVD soffit up to CP25		
TC830	EB - TBM Tunnel - TCSS Civil provision at OHVD soffit up to CP26	4	01-May-26	04-May-26	EB - TBM Tunnel - TCSS Civil provision at OHVD soffit up to CP26		
TC840	EB - TBM Tunnel - TCSS Civil provision at OHVD soffit up to CP27	4	12-May-26	15-May-26	EB - TBM Tunnel - TCSS Civil provision at OHVD soffit up to CP27		
08 CKL Tunnel & End Wall Transition		175	21-Jan-26 A	14-Jul-26			
Westbound (WB)		61	21-Jan-26 A	22-Mar-26			
WB CKL -After TBM breakthrough		61	21-Jan-26 A	22-Mar-26			
WB Remaining Civil Works Summary		61	21-Jan-26 A	22-Mar-26			
TA1335	Summary - WB Remaining Civil Works (TB1090-TC11530)	61	21-Jan-26 A	22-Mar-26	Summary - WB Remaining Civil Works (TB1090-TC11530)		
Westbound (WB) Final Civil Works		32	19-Feb-26 A	22-Mar-26			
WB End Wall Civil & Structure Works		17	19-Feb-26 A	07-Mar-26			
TB1250	WB - End Wall Crown Falsework Erection	10	19-Feb-26 A	28-Feb-26 A	WB - End Wall Crown Falsework Erection		
TB1410	WB - End Wall Crown Formwork Erection	10	19-Feb-26 A	28-Feb-26 A	WB - End Wall Crown Formwork Erection		
TB1280	WB - End Wall E&M Bracket	4	01-Mar-26	04-Mar-26	WB - End Wall E&M Bracket		
TB1300	WB - End Wall Crown Concreting & Falsework Removal	7	01-Mar-26	07-Mar-26	WB - End Wall Crown Concreting & Falsework Removal		
E&M Brackets & Black paint		3	01-Mar-26	03-Mar-26			
TB1310	WB - CKL Type A Dr&Br - Remaining Bracket	3	01-Mar-26	03-Mar-26	WB - CKL Type A Dr&Br - Remaining Bracket		
WB TSS - Final OHVds		15	08-Mar-26	22-Mar-26			
TC1230	WB TSS - OHVD Lifting Batch 1-3 (16 pcs) (including Endwall Prec	8	08-Mar-26	15-Mar-26	WB TSS - OHVD Lifting Batch 1-3 (16 pcs) (including Endwall Precast OHVD)		
TC11530	WB TSS - Cast in-situ OHVD (5 pcs)	7	16-Mar-26	22-Mar-26	WB TSS - Cast in-situ OHVD (5 pcs)		
WB TCSS Civil Provision		3	05-Mar-26	07-Mar-26			
TB1350	WB - Type A Dr&Br - Remaining TCSS Civil Provision	3	05-Mar-26	07-Mar-26	WB - Type A Dr&Br - Remaining TCSS Civil Provision		
Eastbound (EB)		61	15-May-26	14-Jul-26			
EB CKL -After TBM breakthrough		61	15-May-26	14-Jul-26			
EB Remaining Civil Works Summary		61	15-May-26	14-Jul-26			
TA1371	Summary - EB Remaining Civil Work (TB1000 to TC11630)	61	15-May-26	14-Jul-26			
Eastbound (EB) Final Civil Works		25	15-May-26	08-Jun-26			
Service Gallery		16	15-May-26	30-May-26			
TB1000	EB - Concrete Breaking & Temp fill removal	5	15-May-26	19-May-26			EB - Concrete Breaking &
TB1020	EB - CKL & Endwall Precast In-situ SG Installation, Waterproofing	9	20-May-26	28-May-26			EB
TB1040	EB - Drainage & Road Slab for Precast & In-situ SG	2	29-May-26	30-May-26			



Date	Revision	Checked	Approved

Activity ID	Activity Name	Dur	Start	Finish	2026	2026	2026
					Mar	Apr	May
End Wall Civil & Structure Works							
TB1010	EB - Preparation for Endwall Construction	2	20-May-26	21-May-26			EB - Preparation for
TB1030	EB - End Wall Kicker & Wall	18	22-May-26	08-Jun-26			
09 Cross Passages					170	24-Dec-25 A	11-Jun-26
Cross Passages @ TSS & CKL Tunnel (CP7 to CP33)					170	24-Dec-25 A	11-Jun-26
CP25 by Mini TBM					24	28-Feb-26 A	23-Mar-26
A8340	CP25 - EB Tym Remaining Civil Works (Fireboard, Black Paint & E	10	28-Feb-26 A	09-Mar-26		CP25 - EB Tym Remaining Civil Works (Fireboard, Black Paint & E&M Brackets)	
A8280	CP25 - E&M Installation	14	10-Mar-26	23-Mar-26		CP25 - E&M Installation	
CP26 by Mini TBM					95	24-Dec-25 A	28-Mar-26
A8270	CP26 - Internal & Collar Structure	72	24-Dec-25 A	05-Mar-26		CP26 - Internal & Collar Structure	
A8370	CP26 - WB/EB Tym Remaining Civil Works (Fireboard, Black Pain	9	06-Mar-26	14-Mar-26		CP26 - WB/EB Tym Remaining Civil Works (Fireboard, Black Paint & E&M Brackets)	
A8300	CP26 - E&M Installation	14	15-Mar-26	28-Mar-26		CP26 - E&M Installation	
CP27 by Mini TBM					101	23-Feb-26 A	03-Jun-26
A7982	Mini TBM Demo after last CP is mined	6	23-Feb-26 A	28-Feb-26 A		Mini TBM Demo after last CP is mined	
A8290	CP27 - Internal & Collar Structure & ABWF (WB side)	40	01-Mar-26	09-Apr-26		CP27 - Internal & Collar Structure & ABWF (WB side)	
A7992	CP27 - Final Cleaning before STP Dismantling	16	01-Mar-26	16-Mar-26		CP27 - Final Cleaning before STP Dismantling	
A8350	CP27 - WB Tympanum Remaining Civil Work (Parapet, Fireboard,	9	10-Apr-26	18-Apr-26		CP27 - WB Tympanum Remaining Civil Work (Parapet, Fireboard, Black Paint & E&M Brackets)	
A229451100	CP27 - Internal & Collar Structure & ABWF (EB side)	20	10-Apr-26	29-Apr-26		CP27 - Internal & Collar Structure & ABWF (EB side)	
A8360	CP27 - EB Tympanum Remaining Civil Work (Parapet, Fireboard, I	9	12-May-26	20-May-26		CP27 - EB Tympanum	
A8310	CP27 - E&M Installation	14	21-May-26	03-Jun-26			
CP28 by D&Br					89	01-Mar-26	28-May-26
TD1350	CP28 - WB Lower Collar Construction	9	01-Mar-26	09-Mar-26		CP28 - WB Lower Collar Construction	
TD1360	CP28 - WB Tym Parapet Installation	3	10-Mar-26	12-Mar-26		CP28 - WB Tym Parapet Installation	
TD1370	CP28 - WB Upper Collar Construction	12	10-Mar-26	21-Mar-26		CP28 - WB Upper Collar Construction	
TD1320	CP28 - WB Tympanum Remaining Civil Work (Fireboard, Black Pa	9	22-Mar-26	30-Mar-26		CP28 - WB Tympanum Remaining Civil Work (Fireboard, Black Paint & E&M Brackets)	
TD1510	CP28 - Remaining Collar/Lining structure (EB side)	24	22-Mar-26	14-Apr-26		CP28 - Remaining Collar/Lining structure (EB side)	
TD1340	CP28 - EB Remaining Civil Work at Special Segment (Fireboard, E	9	06-May-26	15-May-26		CP28 - EB Remaining Civil Work at S	
TD1300	CP28 - E&M Installation	14	15-May-26	28-May-26			
CP29 by D&Br					105	27-Feb-26 A	11-Jun-26
TD1380	CP29 - Lining Waterproofing	33	27-Feb-26 A	31-Mar-26		CP29 - Lining Waterproofing	
TD1520	CP29 - WB Lower Collar Construction	11	01-Apr-26	11-Apr-26		CP29 - WB Lower Collar Construction	
TD1530	CP29 - WB Tym Parapet Installation	2	12-Apr-26	13-Apr-26		CP29 - WB Tym Parapet Installation	
TD1540	CP29 - WB Upper Collar Construction	17	12-Apr-26	28-Apr-26		CP29 - WB Upper Collar Construction	
TD1460	CP29 - WB Tympanum Remaining Civil Work (Fireboard, Black Pa	9	29-Apr-26	07-May-26		CP29 - WB Tympanum Remaining Civil Work (Fireboar	
TD1500	CP29 - Remaining Collar/Lining structure (EB side)	21	29-Apr-26	19-May-26		CP29 - Remaining Collar/	
TD1470	CP29 - EB Remaining Civil Work at Special Segment (Fireboard, E	9	20-May-26	28-May-26		CP29 - EB Remaining Civil Work at S	
TD1390	CP29 - E&M Installation	14	29-May-26	11-Jun-26			
CP30 Remaining Works					41	09-Feb-26 A	21-Mar-26
CP30 remaining works					41	09-Feb-26 A	21-Mar-26
TD1200	CP30 - Remaining lining structure	20	09-Feb-26 A	28-Feb-26 A		CP30 - Remaining lining structure	
TD1190	CP30 - WB Tym Remaining Civil Works (Fireboard, Blackpaint, E&	9	01-Mar-26	09-Mar-26		CP30 - WB Tym Remaining Civil Works (Fireboard, Blackpaint, E&M Bracket)	
TD1210	CP30 - E&M Installation	12	10-Mar-26	21-Mar-26		CP30 - E&M Installation	
CP31 Remaining Works					67	14-Feb-26 A	21-Apr-26
CP31 remaining works					67	14-Feb-26 A	21-Apr-26
TD1170	CP31 WB TSS - Sawcut & final breaking work CP31	19	14-Feb-26 A	04-Mar-26		CP31 WB TSS - Sawcut & final breaking work CP31	
TD1180	CP31 - Waterproofing	3	05-Mar-26	07-Mar-26		CP31 - Waterproofing	
TD1220	CP31 - Collar structure at WB TSS	14	08-Mar-26	21-Mar-26		CP31 - Collar structure at WB TSS	
TD1230	CP31 - Remaining lining structure	19	22-Mar-26	09-Apr-26		CP31 - Remaining lining structure	
TD1270	CP31 - WB Tym Remaining Civil Works (Fireboard, Blackpaint, E&	9	22-Mar-26	30-Mar-26		CP31 - WB Tym Remaining Civil Works (Fireboard, Blackpaint, E&M Bracket)	
TD1240	CP31 - E&M Installation	12	10-Apr-26	21-Apr-26		CP31 - E&M Installation	
10 East Ventilation Building - EVB					182	08-Dec-25 A	07-Jun-26

- ◆ Milestones
- Planned Bar
- Actual Bar

ED/2018/04 Trunk Road T2 and Infrastructure Works
for Developments at South Apron
Three Months Rolling Programme (Mar26-May26)



Date	Revision	Checked	Approved

Activity ID	Activity Name	Dur	Start	Finish	2026		
					Mar	Apr	May
EVB Remaining Works (TBC)							
Landscaping works							
EVB1655	EVB - Hard Landscape - Below GF	143	08-Dec-25 A	29-Apr-26	EVB - Hard Landscape - Below GF		
VO - Recovery Vehicle Base (RVB) Construction							
EVB1810	RVB - Rock Excavation & Site Formation	133	26-Jan-26 A	07-Jun-26	RVB - Rock Excavation & Site Formation		
EVB1685	RVB - Footings Construction	70	26-Jan-26 A	05-Apr-26	RVB - Footings Construction		
EVB1715	RVB - Structural Works and Canopy	23	06-Apr-26	28-Apr-26	RVB - Footings Construction		
11 Tunnel E&M Installation							
WB - E&M Works							
WB - HV Cabling & HV Power On							
TE1180	WB Tunnel - Permanent HV Cable laying (Final Section)	128	01-Mar-26	06-Jul-26	WB Tunnel - Permanent HV Cable laying (Final Section)		
TE1220	WB Tunnel - Final HV Power On Change Over	30	19-Apr-26	18-May-26	WB Tunnel - Final HV Power On Change Over		
WB - LV Cabling & LV Power On							
E&MC1170	WB TSS - CP19-21.5 E&M installation (Final Stage subject to CP2)	79	19-Apr-26	06-Jul-26	WB TSS - CP19-21.5 E&M installation (Final Stage subject to CP2)		
E&MC1200	WB TSS - CP21.5-EVB E&M installation (Final Stage subject to La	60	08-May-26	06-Jul-26	WB TSS - CP21.5-EVB E&M installation (Final Stage subject to La		
WB - Below Road Level E&M Installation							
MIMEP							
TC1240	WB TSS - Service Gallery MIMEP Connection up to CP29	41	01-Mar-26	10-Apr-26	WB TSS - Service Gallery MIMEP Connection up to CP29		
TC1250	WB TSS - Service Gallery MIMEP Connection up to R1081 (CP30)	6	01-Mar-26	06-Mar-26	WB TSS - Service Gallery MIMEP Connection up to R1081 (CP30)		
TC1260	WB TSS - Service Gallery MIMEP Connection up to R1086	6	07-Mar-26	12-Mar-26	WB TSS - Service Gallery MIMEP Connection up to R1086		
TC1290	WB TSS - Service Gallery MIMEP Connection up to R1135	6	11-Mar-26	16-Mar-26	WB TSS - Service Gallery MIMEP Connection up to R1135		
TF070	WB TSS - Service Gallery E&M Installation	6	18-Mar-26	23-Mar-26	WB TSS - Service Gallery E&M Installation		
TF070	WB TSS - Service Gallery E&M Installation	18	24-Mar-26	10-Apr-26	WB TSS - Service Gallery E&M Installation		
FS Control Room							
TC950	WB TSS - FS Control Room E&M Installation	28	01-Mar-26	28-Mar-26	WB TSS - FS Control Room E&M Installation		
EB - E&M Works							
EB - LV Cabling & LV Power On							
E&MC1100	EB TSS - CP16-19 E&M installation (Final Stage subject to CP25-;	28	01-Mar-26	28-Mar-26	EB TSS - CP16-19 E&M installation (Final Stage subject to CP25-;		
EB - Below Road Level E&M Installation							
MIMEP							
TE180	EB TSS - Service Gallery MIMEP Connect CP28	6	01-Mar-26	06-Mar-26	EB TSS - Service Gallery MIMEP Connect CP28		
FS Room							
TC150	EB TBM Tunnel - FS Control Room E&M Installation	28	22-Apr-26	19-May-26	EB TBM Tunnel - FS Control Room E&M Installation		
12 Projectwide Installation by Others (TCSS/MNO/FNO)							
TCSS Tunnel Installation							
WB - TCSS Installation							
TF030	WB - TBM Tunnel - TCSS fibre cabling	509	20-Jan-25 A	12-Jun-26	WB - TBM Tunnel - TCSS fibre cabling		
TF040	WB - TBM Tunnel - TCSS Signage Installation	447	20-Jan-25 A	11-Apr-26	WB - TBM Tunnel - TCSS Signage Installation		
FNO (Fixed Network Operator)							
FNO1030	WB FNO Installation WBV-CP18	447	20-Jan-25 A	11-Apr-26	WB FNO Installation WBV-CP18		
FNO1000	WB FNO Installation CP18-EVB (subj. to last WB E&M Bracket)	89	16-Mar-26	12-Jun-26	WB FNO Installation WBV-CP18		
MNO (Mobile Network Operator)							
MNO1000	WB - WBV-CP19 MNO Installation	30	16-Mar-26*	14-Apr-26	WB - WBV-CP19 MNO Installation		
MNO1010	WB - CP19-EVB MNO Installation (subj. to last WB E&M Bracket)	36	08-May-26	12-Jun-26	WB - WBV-CP19 MNO Installation		
13 Projectwide Testing and Commissioning							
Early E&M T&C (Level 1-Level 2 Testing)							
Westbound							
ET&C1010	WB- Tunnel Lighting Functional Test	184	25-Feb-26 A	27-Aug-26	WB- Tunnel Lighting Functional Test		
ET&C1020	WB- Cable Insulation Test	152	25-Feb-26 A	26-Jul-26	WB- Cable Insulation Test		
ET&C1040	WB- AFA System Functional Test	81	25-Feb-26 A	16-May-26	WB- AFA System Functional Test		
ET&C1050	WB- AQMS/CMCS Point to Point Test	93	01-Mar-26*	01-Jun-26	WB- AQMS/CMCS Point to Point Test		
Eastbound							
WB - Tunnel Lighting Functional Test							
WB - Cable Insulation Test							
WB - AFA System Functional Test							
WB - AQMS/CMCS Point to Point Test							

- ◆ Milestones
- ◆ Planned Bar
- Actual Bar

ED/2018/04 Trunk Road T2 and Infrastructure Works
for Developments at South Apron
Three Months Rolling Programme (Mar26-May26)



Date	Revision	Checked	Approved

Activity ID	Activity Name	Dur	Start	Finish	2026		
					Mar	Apr	May
ET&C1070	EB- Tunnel Lighting Functional Test	115	02-May-26*	24-Aug-26			
ET&C1110	EB- AQMS/CMCS Point to Point Test	83	07-May-26*	28-Jul-26			
ET&C1100	EB- AFA System Functional Test	111	09-May-26*	27-Aug-26			
ET&C1080	EB- Cable Insulation Test	83	30-May-26*	20-Aug-26			
Final E&M T&C (Level 3 Testing)							
TF080	WB - Service Gallery MMEP T&C	21	11-Apr-26	01-May-26			
14	Projectwide Final Works	103	01-Mar-26	11-Jun-26			
Cladding							
Eastbound							
Typical Subframe & Cladding							
EB CPS							
VE10300	VE Panel - EB TSS CP16-19 (CPS) 300m	30	13-May-26	11-Jun-26			
EB NCPS							
VE10611	VE Panel - EB TSS CP18-19 (NCPS) 100m	24	19-Apr-26	12-May-26			
VE10611	VE Panel - EB TSS CP18-19 (NCPS) 100m	24	19-Apr-26	12-May-26			
Westbound							
Typical Subframe & Cladding							
WB CPS							
VE10080	VE Panel - WB TSS CP16-19 (CPS) 300m	35	01-Mar-26	04-Apr-26			
WB NCPS							
VE10731	VE Panel - WB TSS CP19-21.5 (NCPS) 250m	24	19-May-26*	11-Jun-26			
Pavement							
Westbound (SUS to CKL)							
PAV10010	Pavement - WB Initial Layers TSS LSCC/CP7 to CP16	21	15-Mar-26*	04-Apr-26			
PAV10020	Pavement - WB Initial Layers TSS CP16 to CKL (include EVB RL)	21	19-May-26	08-Jun-26			
TKOLTT Interchange (Top Layer Only)							
PAV30000	Pavement - TKOLTT Interchange Top Layer (subject to resource)	42	15-Apr-26	26-May-26			
15	Projectwide Statutory Inspection and Handover	48	27-Mar-26	14-May-26			
Incentive Payment Milestones							
IPM0001	M1 - TBM2 MD Extrated & WB Remaining CW Completed (OHVD)	0	27-Mar-26				
IPM0011	M2 - TBM2 Dismantled	0	14-May-26				
Outstanding Works							
Site Demobilization							
Temporary CLP 132kV Substation							
CLP1000	De-energization for BTP transformer	0	28-Feb-26	31-Jul-26			
CLP1010	Cabling laying and connection at Lam Chak Street	123	02-Mar-26	31-Jul-26			
Slurry Treatment Plant							
STP1000	Slurry Treatment Plant - Dismantling	48	17-Mar-26	16-May-26			
STP1010	Slurry Treatment Plant Area - Site clearance	24	18-May-26	15-Jun-26			
Barging Point at Portion P							
BP1000	Barging Point - Dismantling	30	18-May-26	23-Jun-26			
Maintenance Period							

- ◆ Milestones
- Planned Bar
- Actual Bar

ED/2018/04 Trunk Road T2 and Infrastructure Works
for Developments at South Apron
Three Months Rolling Programme (Mar26-May26)



Date	Revision	Checked	Approved

**TRUNK ROAD T2
TRAFFIC CONTROL SURVEILLANCE SYSTEM AND ASSOCIATED WORKS
THREE MONTH ROLLING PROGRAMME**

Activity ID	Activity Name	Original Duration	Early Start	Early Finish	Late Start	Late Finish	Actual Start	Actual Finish	Predecessor Details	2024	2025			
										Feb 28	Mar 31	Apr 30	May 31	
Trunk Road T2 - Traffic Control & Surveillance System & Associated Works		978	01-Mar-26	15-Dec-26	01-Apr-24	31-Oct-26	29-Aug-23							
Access Dates		23	01-Mar-26	24-Mar-26	17-Aug-24	22-Sep-25								
AC1030	Portion 4 - TKO-LTT (LT Interchange)	0	01-Mar-26		30-Jun-25									
AC1040	Underpass S21	0	01-Mar-26		30-Dec-24									
AC1090d	Portion 2 - LS - CKL Tunnel CP26 to CP30 (Service Gallery) - WB	0	01-Mar-26		03-Dec-24									
AC1080f	Portion 2 - LS - CKL Tunnel CP24 to CP26 (Road Level) - WB	0	07-Mar-26		17-Aug-24									
AC1090g	Portion 2 - LS - CKL Main Tunnel CP30 to CP32 (Road Level) - WB	0	11-Mar-26		17-Sep-24									
AC1120	Portion 2 - LS - CKL Final Connection (Road Level) - WB	0	11-Mar-26		25-Sep-24									
AC1120a	Portion 2 - LS - CKL Final Connection (Service Gallery) - WB	0	11-Mar-26		01-Mar-25									
AC1010d	Portion 2 - LSSC to CP7 (VSL Signage Anchors & Niche Cabinet) - EB & WB	0	24-Mar-26		28-Jan-25									
AC1080a	Portion 2 - LS - CKL Tunnel CP21 to CP26 (Road Level) - EB	0	24-Mar-26		22-Sep-25									
AC1090c	Portion 2 - LS - CKL Tunnel CP26 to CP30 (Road Level) - WB	0	24-Mar-26		27-Aug-24									
Milestones of Contract T2		0	01-Mar-26	01-Mar-26	27-Mar-25	27-Mar-25								
KD1050	Commencement of Project-wide FSD Inspection - Contract T2	0	01-Mar-26		27-Mar-25									
Summary by Cost Center		624	02-Mar-26	15-Dec-26	01-Apr-24	31-Oct-26	01-Apr-24							
Cost Center B - Central System		78	02-Mar-26	10-Apr-26	16-Aug-24	11-Apr-25	22-Jul-25							
SC1090	SAT Plan Submission & Approval for Central System	78	02-Mar-26	10-Apr-26	11-Apr-25	11-Apr-25	22-Jul-25		DS3500: SS					
SC1080	Site Installation of Central System	25	02-Mar-26	14-Mar-26	16-Aug-24	14-Mar-25	01-Sep-25		SW1100: SS, SW1120: SS, SW1960: SS, SW1090: SS, SW1670: SS, SW1770: SS					
Cost Center C - Traffic Control Devices		368	02-Mar-26	15-Dec-26	30-Dec-24	22-Aug-25	05-Mar-25							
SC1210	Site Installation of Traffic Control Devices	166	02-Mar-26	07-Sep-26	05-Mar-25	22-Aug-25	05-Mar-25		SW1110: SS					
SC1220	SAT Plan Submission & Approval for Traffic Control Devices	84	02-Mar-26	10-Jun-26	30-Dec-24	11-Apr-25			DS3540: SS					
SC1230	SCT of Traffic Control Devices	169	27-May-26	15-Dec-26	15-Apr-25	21-May-25			TC1410: SS					
Cost Center D - Communication System		30	02-Mar-26	13-Apr-26	16-Aug-24	14-Mar-25	01-Sep-25							
SC1330	Site Installation of Communication System	30	02-Mar-26	13-Apr-26	16-Aug-24	14-Mar-25	01-Sep-25		SW1100: SS, SW1120: SS, SW1960: SS, SW1670: SS					
Cost Center E - CCTV System		332	02-Mar-26	07-Sep-26	18-Nov-24	30-Jan-26	18-Nov-24							
SC1480	SAT Plan Submission & Approval for CCTV System	0	02-Mar-26	10-Apr-26	18-Nov-24	06-Mar-25	18-Nov-24		DS3620: SS					
SC1470	Site Installation of CCTV System	76	02-Mar-26	07-Sep-26	31-Mar-25	30-Jan-26	31-Mar-25		SW1060: SS, SW1940: SS					
Cost Center F - PABX System		515	02-Mar-26	13-Nov-26	27-Dec-24	21-May-25	27-Dec-24							
SC1590	Site Installation of PABX System	120	02-Mar-26	23-Jul-26	27-Dec-24	07-Apr-25	27-Dec-24		SW2380: SS					
SC1620	SCT of PABX System	204	12-Mar-26	13-Nov-26	11-Jan-25	21-May-25			SW2770: SS, SW2770a: SS					
Cost Center G - ET System		74	02-Mar-26	21-Sep-26	02-Jan-25	06-Feb-25	02-Jan-25							
SC1720	Site Installation of ET System	74	02-Mar-26	21-Sep-26	02-Jan-25	06-Feb-25	02-Jan-25		SW2340: SS					
Cost Center H - PA System		130	02-Mar-26	10-Jul-26	01-Nov-24	26-Nov-25	01-Nov-24							
SC1860	Site Installation of PA System	130	02-Mar-26	10-Jul-26	01-Nov-24	26-Nov-25	01-Nov-24		SW2370: SS, SW3170: FF					
Cost Center I - Radio System		366	02-Mar-26	19-Nov-26	06-Feb-25	21-May-25	18-Aug-25							
SC1990	Site Installation of Radio System	106	02-Mar-26	30-Jul-26	06-Feb-25	06-Feb-25	18-Aug-25		SW2390: SS					
SC2010	SCT of Radio System	171	27-Apr-26	19-Nov-26	17-Mar-25	21-May-25			TC1400: SS					
Cost Center J - Detection System		156	02-Mar-26	03-Sep-26	17-Jan-25	16-Apr-25	31-Mar-25							
SC2120	Site Installation of Detection System	156	02-Mar-26	03-Sep-26	17-Jan-25	17-Jan-25	31-Mar-25		SW1070: SS, SW1250: SS					
SC2130	SAT Plan Submission & Approval for Detection System	84	02-Mar-26	25-Mar-26	16-Apr-25	16-Apr-25	05-Aug-25		DS3820: SS					
Cost Center K - Manual Fallback System		284	02-Mar-26	10-Apr-26	01-Aug-24	30-Sep-25	01-Aug-24							
SC2240	Site Installation of Manual Fallback System	0	02-Mar-26	06-Apr-26	01-Aug-24	30-Sep-25	01-Aug-24		EM1110: SS					
SC2270	SAT Plan Submission & Approval for Manual Fallback System	84	02-Mar-26	10-Apr-26	22-Feb-25	22-Feb-25	22-Jul-25		DS3860: SS					

◆ Remaining Work
◆ Milestone
■ Critical Activity
■ Actual Work

Date	Revision	Checked	Approved
28-Feb-26	Rev. 0	MY	

Activity ID	Activity Name	Original Duration	Early Start	Early Finish	Late Start	Late Finish	Actual Start	Actual Finish	Predecessor Details	2025	Feb 26	Mar 01	Mar 02	Apr 02	May 03
Cost Center L - Speed Enforcement System		407	02-Mar-26	05-Nov-26	18-Oct-24	21-May-25	21-Dec-24								
SC2380	Reliability Test Plan Submission & Approval for Speed Enforcement System	84	02-Mar-26	10-Apr-26	21-Dec-24	11-Apr-25	21-Dec-24		DS3940: SS						
SC2340	Installation Drawing Preparation, Submission & Approval for Speed Enforcement System	60	02-Mar-26	26-Mar-26	10-Mar-25	10-Mar-25	12-Jul-25		DS6290: FS						
SC2400	SCT of Speed Enforcement System	102	02-Mar-26	05-Nov-26	21-May-25	21-May-25	21-Aug-25		DS8860: FS						
SC2390	Site Installation of Speed Enforcement System	158	02-Mar-26	07-Sep-26	18-Oct-24	22-Mar-25			SW2330: SS						
Cost Center M - Power Distribution System		98	02-Mar-26	14-Sep-26	01-Apr-24	28-Feb-26	01-Apr-24								
SC2480	Site Installation of Power Distribution System	98	02-Mar-26	14-Sep-26	01-Apr-24	28-Feb-26	01-Apr-24		SW1920: SS, SW2250: SS, SW1650: SS						
Operation Facilities		410	02-Mar-26	08-Jun-26	19-Aug-24	31-Oct-26	31-Dec-24								
SC2680	Site Installation of Operation Facilities	0	02-Mar-26	08-Jun-26	02-Jan-25	31-Oct-26	31-Dec-24		EM1120: FS						
SC2710	SAT Plan Submission & Approval for Operation Facilities	84	02-Mar-26	10-Apr-26	11-Apr-25	11-Apr-25	02-Jan-26		DS3900: SS						
SC2630	Installation Drawing Preparation, Submission & Approval for Operation Facilities	53	02-Mar-26	04-May-26	19-Aug-24	22-Oct-24			DS6250: SS						
Design & Submissions		304	02-Mar-26	02-Mar-26	27-Aug-24	25-Jun-25	29-Aug-23								
FSP Submissions (42 Working Days after Commencement of FSP)		304	02-Mar-26	02-Mar-26	27-Aug-24	25-Jun-25	29-Aug-23								
FSP Batch 1 Submission		304	02-Mar-26	02-Mar-26	27-Aug-24	25-Jun-25	29-Aug-23								
Central System		304	02-Mar-26	02-Mar-26	27-Aug-24	25-Jun-25	29-Aug-23								
Traffic Plan Review & Combine		140	02-Mar-26	02-Mar-26	27-Aug-24	27-Aug-24	28-Dec-23								
DS7300	Traffic Plan Review & Combine Workshop	140	02-Mar-26	02-Mar-26	27-Aug-24	27-Aug-24	28-Dec-23		DS1830: FS 22						
IT Security Risk Assessment Plan		30	02-Mar-26	02-Mar-26	25-Jun-25	25-Jun-25	29-Aug-23								
DS7440	Approval on IT Security Risk Assessment Plan	30	02-Mar-26	02-Mar-26	25-Jun-25	25-Jun-25	29-Aug-23		DS7430: FS						
Interface Coordination & Integration with Other Parties		72	02-Mar-26	27-May-26	06-Apr-24	03-Jul-24									
Interfacing Coordination with T2		72	02-Mar-26	27-May-26	06-Apr-24	03-Jul-24									
Preliminary Interfacing Management Plan (PIMP)		72	02-Mar-26	27-May-26	06-Apr-24	03-Jul-24									
DS6890	Prepare & Submit PIMP with T2	24	02-Mar-26	28-Mar-26	06-Apr-24	04-May-24			DS2680: FS 211						
DS6900	Comment on PIMP with T2	24	30-Mar-26	27-Apr-26	06-May-24	03-Jun-24			DS6890: FS						
DS6910	Resubmit PIMP with T2	12	28-Apr-26	12-May-26	04-Jun-24	18-Jun-24			DS6900: FS						
DS6920	Approval of PIMP with T2	12	13-May-26	27-May-26	19-Jun-24	03-Jul-24			DS6910: FS						
Drawing & Installation Method Statement Submissions		165	02-Mar-26	04-May-26	19-Aug-24	10-Mar-25	05-Aug-25								
Installation Drawing Submission		165	02-Mar-26	04-May-26	19-Aug-24	10-Mar-25	05-Aug-25								
Operation Facility		53	02-Mar-26	04-May-26	19-Aug-24	22-Oct-24									
DS6250	Prepare & Submit Installation Drawing for Operation Facility	5	02-Mar-26	06-Mar-26	19-Aug-24	23-Aug-24			DS2532: FS						
DS6260	Comment on Installation Drawing for Operation Facility	24	07-Mar-26	03-Apr-26	24-Aug-24	21-Sep-24			DS6250: FS						
DS6270	Resubmit Installation Drawing for Operation Facility	12	06-Apr-26	18-Apr-26	23-Sep-24	07-Oct-24			DS6260: FS						
DS6280	Approval of Installation Drawing for Operation Facility	12	20-Apr-26	04-May-26	08-Oct-24	22-Oct-24			DS6270: FS, SC2630: FF						
Speed Enforcement System		134	02-Mar-26	26-Mar-26	13-Feb-25	10-Mar-25	05-Aug-25								
DS6310	Resubmit Installation Drawing for Speed Enforcement System	12	02-Mar-26	12-Mar-26	13-Feb-25	24-Feb-25	05-Aug-25		DS6300: FS						
DS6320	Approval of Installation Drawing for Speed Enforcement System	12	13-Mar-26	26-Mar-26	25-Feb-25	10-Mar-25			DS6310: FS, SC2340: FF						
SAT Plan Submissions		181	02-Mar-26	10-Jun-26	30-Dec-24	16-Apr-25	01-Oct-25								
Central System		119	02-Mar-26	10-Apr-26	03-Mar-25	11-Apr-25	01-Oct-25								
DS3520	Resubmission of SAT Plan for Central System	12	02-Mar-26	12-Mar-26	03-Mar-25	13-Mar-25	01-Oct-25		DS3510: FS						
DS3530	Approval of SAT Plan for Central System	24	13-Mar-26	10-Apr-26	14-Mar-25	11-Apr-25			SC1090: FF, DS3520: FS						
Traffic Control Devices		84	02-Mar-26	10-Jun-26	30-Dec-24	11-Apr-25									
DS3540	Submission of Traffic Control Devices System SAT Plan	24	02-Mar-26	28-Mar-26	30-Dec-24	27-Jan-25			DS2980: FS						
DS3550	Comment on SAT Plan/ Workshops (System Briefing & Comment Discussion)	24	30-Mar-26	27-Apr-26	28-Jan-25	27-Feb-25			DS3540: FS						
DS3560	Resubmission of SAT Plan for Traffic Control Devices	12	28-Apr-26	12-May-26	28-Feb-25	13-Mar-25			DS3550: FS						
DS3570	Approval of SAT Plan for Traffic Control Devices	24	13-May-26	10-Jun-26	14-Mar-25	11-Apr-25			SC1220: FF, DS3560: FS						
CCTV System		45	02-Mar-26	10-Apr-26	23-Jan-25	06-Mar-25	13-Jan-26								
DS9300	Comment on SAT Plan/ Workshops (System Briefing & Comment Discussion)	24					13-Jan-26	03-Feb-26	DS9290: FS						
DS9350	Resubmission of SAT Plan for CCTV System	12	02-Mar-26	12-Mar-26	23-Jan-25	06-Feb-25	04-Feb-26		DS9300: FS						

■ Remaining Work ◆ Milestone
■ Critical Activity
■ Actual Work

Date	Revision	Checked	Approved
28-Feb-26	Rev. 0	MY	

Activity ID	Activity Name	Original Duration	Early Start	Early Finish	Late Start	Late Finish	Actual Start	Actual Finish	Predecessor Details	2025				
										Feb	Mar	Apr	May	
										26	31	30	31	
DS9360	Approval of SAT Plan for CCTV System	24	13-Mar-26	10-Apr-26	07-Feb-25	06-Mar-25			SC1480: FF, DS9350: FS					
Radio System		50	02-Mar-26	10-Apr-26	24-Feb-25	03-Apr-25	10-Jan-26							
DS9310	Resubmission of SAT Plan for Radio System	12	02-Mar-26	12-Mar-26	24-Feb-25	06-Mar-25	10-Jan-26		DS3810: FS					
DS9320	Approval of SAT Plan for Radio System	24	13-Mar-26	10-Apr-26	07-Mar-25	03-Apr-25			DS9310: FS, SC2000: FS					
Detection System		110	02-Mar-26	25-Mar-26	22-Mar-25	16-Apr-25	03-Oct-25							
DS3840	Resubmission of SAT Plan for Detection System	12					03-Oct-25	09-Feb-26	DS3830: FS					
DS3850	Approval of SAT Plan for Detection System	24	02-Mar-26	25-Mar-26	22-Mar-25	16-Apr-25	10-Feb-26		SC2130: FF, DS3840: FS					
Manual Fallback Control System		119	02-Mar-26	10-Apr-26	11-Jan-25	22-Feb-25	01-Oct-25							
DS3880	Resubmission of SAT Plan for Manual Fallback Control System	12	02-Mar-26	12-Mar-26	11-Jan-25	22-Feb-25	01-Oct-25		DS3870: FS					
DS3890	Approval of SAT Plan for Manual Fallback Control System	24	13-Mar-26	10-Apr-26	23-Jan-25	22-Feb-25			SC2270: FF, DS3880: FS					
Operation Facility		31	02-Mar-26	10-Apr-26	03-Mar-25	11-Apr-25	23-Jan-26	23-Jan-26						
DS3910	Comment on SAT Plan/ Workshops (System Briefing & Comment Discussion)	24						23-Jan-26	DS3900: FS					
DS3920	Resubmission of SAT Plan for Operation Facility	12	02-Mar-26	12-Mar-26	03-Mar-25	13-Mar-25	24-Feb-26		DS3910: FS					
DS3930	Approval of SAT Plan for Operation Facility	24	13-Mar-26	10-Apr-26	14-Mar-25	11-Apr-25			SC2710: FF, DS3920: FS					
Speed Enforcement System		45	02-Mar-26	10-Apr-26	03-Mar-25	11-Apr-25	27-Jan-26							
DS3970	Comment on Reliability Test Plan/ Workshops (System Briefing & Comment Discussion)	24					27-Jan-26	13-Feb-26	DS3960: FS					
DS9330	Resubmission of Reliability Test Plan for Speed Enforcement System	12	02-Mar-26	12-Mar-26	03-Mar-25	13-Mar-25	14-Feb-26		DS3970: FS					
DS9340	Approval of Reliability Test Plan for Speed Enforcement System	24	13-Mar-26	10-Apr-26	14-Mar-25	11-Apr-25			SC2380: FF, DS9330: FS					
Route-wide Traffic Test Plan Submission		218	02-Mar-26	23-May-26	05-Jun-25	26-Aug-25	01-Feb-26							
DS7510	Submit Route-wide Traffic Test Plan	45					01-Feb-26	26-Feb-26	TC1560: SS -243					
DS7520	Comment on the Route-wide Traffic Test Plan	24	02-Mar-26	26-Mar-26	05-Jun-25	30-Jun-25	27-Feb-26		DS7510: FS					
DS7530	Resubmit Route-wide Traffic Test Plan	24	27-Mar-26	24-Apr-26	02-Jul-25	29-Jul-25			DS7520: FS					
DS7540	Approval of Route-wide Traffic Test Plan	24	25-Apr-26	23-May-26	30-Jul-25	26-Aug-25			DS7530: FS					
Training Document & O&M Manual Submission for T2/TKOLTT TCSS		65	02-Mar-26	18-May-26	06-Jun-26	22-Aug-26								
DS3980	Submit Document for System Description	6	02-Mar-26	07-Mar-26	06-Jun-26	12-Jun-26			DS3580: SS 30					
DS4010	Submit System Administration Manual	11	09-Mar-26	20-Mar-26	13-Jun-26	26-Jun-26			DS3980: FS					
DS4020	Submit Training Manual	48	21-Mar-26	18-May-26	27-Jun-26	22-Aug-26			DS4010: FS					
Site Installation and Testing & Commissioning		454	02-Mar-26	15-Aug-26	18-May-24	31-Oct-26	26-Dec-24							
Portion 4 - TKO-LTT (LT Interchange)		230	02-Mar-26	30-May-26	18-May-24	26-Aug-25	30-Jun-25							
SW1020	Inspect Civil Provisions & Submit Inspection Report	12	02-Mar-26	14-Mar-26	30-Jun-25	14-Jul-25			DS6600: FS, DS6680: FS, DS6760: FS, DS6840: FS, AC1030: SS					
SW1030	Rectify Civil Provision Defects by Others	18	16-Mar-26	26-Mar-26	15-Aug-25	26-Aug-25	15-Jul-25		SW1020: FS					
Installation Works		230	02-Mar-26	30-May-26	18-May-24	03-Feb-25	30-Jun-25							
SW1080	Laying of Signal Cable - the 1st Section	38	02-Mar-26	30-May-26	25-May-24	22-Aug-24	30-Jun-25		DS8480: FS, DS8580: FS					
SW1040	Install Cable Containments	98					25-Aug-25	27-Feb-26	DS6400: FS, DS6540: FS, SW1030: SS 8					
SW1050	Install Equipment Racks	24	02-Mar-26	30-May-26	18-May-24	15-Aug-24	25-Aug-25		SW1040: SS					
SW1060	Install CCTV Camera	115	02-Mar-26	30-May-26	02-Nov-24	03-Feb-25	25-Aug-25		DS4090: FS, DS6440: FS, SW1040: SS, SW1930: SS					
SW1070	Install Detection Camera	115	02-Mar-26	30-May-26	21-Oct-24	17-Jan-25	25-Aug-25		DS4490: FS, DS6440: FS, DS7500: FS, SW1040: SS, SW1930: SS					
SW1110	Install Traffic Control Devices	115	02-Mar-26	30-May-26	05-Aug-24	02-Nov-24	25-Aug-25		DS2810: FS, EM1650: FS, DS8250: FS, SW1040: SS, SW1930: SS					
SW1090	Install Video Wall Equipment (Administration Building)	21	02-Mar-26	25-Mar-26	03-Sep-24	27-Sep-24			SC1330: FF, DS4440: FS, DS4340: FS, DS4440: FF, SW1040: SS 68, SW1930: SS 68					
SW1130	Install VLSL on Gantry	14	02-Mar-26	17-Mar-26	02-Sep-24	17-Sep-24			SC1210: FF, DS2810: FS, EM1650: FS, DS8250: FS, SW1040: SS 14					

Activity ID	Activity Name	Original Duration	Early Start	Early Finish	Late Start	Late Finish	Actual Start	Actual Finish	Predecessor Details	2025			
										Feb	Mar	Apr	May
SW1140	Install PVMS on Gantry	14	02-Mar-26	17-Mar-26	07-Oct-24	23-Oct-24			SC1210: FF, EM1030: FS, DS2810: FS, EM1650: FS, DS8250: FS, SW1040: SS 14				
SW1170	Install Manual Barriers	24	23-Mar-26	20-Apr-26	29-Oct-24	25-Nov-24			SW1130: FS, SW1140: SS 18				
Portion 1 - South Apron Up to SJS		288	02-Mar-26	13-Jun-26	18-Nov-24	19-Jun-25	24-Mar-25						
SW1210	Inspect Civil Provisions & Submit Inspection Report	12	02-Mar-26	14-Mar-26	22-Mar-25	04-Apr-25	24-Mar-25		AC1000: SS				
SW1220	Rectify Civil Provision Defects by Others	18	16-Mar-26	13-Apr-26	24-Dec-24	22-Jan-25	07-Apr-25		SW1210: FS				
Installation Works		249	02-Mar-26	27-Apr-26	18-Nov-24	08-Apr-25	24-Mar-25						
SW1230	Install Cable Containments - the 1st Section	48						24-Mar-25	28-Feb-26	SC2480: FF, DS6404: FS, DS6540: FS			
SW1260	Signal Cable Laying - the 1st Section	14						24-Mar-25	28-Feb-26	SW1230: SS			
SW1240	Install CCTV Camera	24						02-Jul-25	30-Jan-26	SC1470: FF, DS4090: FS, DS6440: FS, SW1230: SS 42			
SW1250	Install Detection Cameras	24						02-Jul-25	30-Jan-26	DS4490: FS, DS6440: FS, DS7500: FS, SW1230: SS, SW2000: SS			
SW1270	Install Traffic Control Devices	36	02-Mar-26	15-Apr-26	07-Jan-25	22-Feb-25	02-Jul-25			SC1210: FF, DS2810: FS, EM1650: FS, DS8250: FS, SW1240: SS, SW1250: SS, SW1230: SS 30, SW2010: SS, SW2000: SS 30			
SW1320	Install Cable Containments - the 2nd Section	24						04-Jul-25	28-Feb-26	SC2480: FF, DS6404: FS, DS6540: FS, SW1230: SS			
SW1350	Signal Cable Laying - the 2nd Section	54						04-Jul-25	28-Feb-26	SW1260: SS			
SW1280	Install Equipment in Kiosk F	12	02-Mar-26	14-Mar-26	01-Mar-25	14-Mar-25				SC1080: FF, SC1330: FF, DS4340: FS, DS4440: FS, SW1240: FS, SW1250: FS, SW1230: SS 24			
SW1330	Install Manual Barriers	18	02-Mar-26	21-Mar-26	18-Mar-25	08-Apr-25				SW1300: FS, SW1310: FS			
SW1340	Laying of Leaky Cable	48	02-Mar-26	27-Apr-26	18-Nov-24	14-Jan-25				SW1320: SS 22			
SW1290	Install Radio Antenna	10	14-Apr-26	24-Apr-26	23-Jan-25	06-Feb-25				SC1990: FF, DS4390: FS, DS6520: FS, SW1240: FS, SW1230: SS 24, DS9260: FS, SW1220: FS			
Site Commissioning Test		35	28-Apr-26	09-Jun-26	15-Jan-25	27-Feb-25							
TC1160	SCT of Power Distribution System	15	28-Apr-26	15-May-26	15-Jan-25	04-Feb-25				SC2500: FF, SW1340: FS, SW1350: FS, SW1320: FS, SW2060: FS, SW2070: FS, SW2050: FS, DS9040: FS			
TC1170	SCT of CCTV System	20	16-May-26	09-Jun-26	05-Feb-25	27-Feb-25				SC1500: FF, DS8940: FS, TC1160: FS, SW1240: FS, SW2010: FS			
Site Commissioning Test Report		24	16-May-26	13-Jun-26	22-May-25	19-Jun-25							
DS4950	Submit Power Distribution System SCT Test Report	24	16-May-26	13-Jun-26	22-May-25	19-Jun-25				TC1160: FS			
Portion 2 - Tunnel Section, Service Gallery, WVB & EVB		454	02-Mar-26	15-Aug-26	10-Aug-24	31-Oct-26	26-Dec-24						
Tunnel Section		454	02-Mar-26	15-Aug-26	10-Aug-24	24-Sep-25	26-Dec-24						
Tunnel Section - CP7 to CP11		413	02-Mar-26	15-Aug-26	05-Sep-24	21-May-25	15-Feb-25						
East Bound		370	02-Mar-26	30-Jun-26	05-Sep-24	21-May-25	05-Mar-25						
CP Side		264	02-Mar-26	25-Jun-26	18-Oct-24	21-May-25	23-Jun-25						
SW4060a	TCSS Cabinet - SCT Cable Test & Final Circuit Wiring - CP7 to CP11	71	02-Mar-26	30-Mar-26	11-Nov-24	21-Feb-25				SW4060: SS, SW2330a: SS			
SW2330	Install SEC Camera - CP7 to CP11	17	02-Mar-26	20-Mar-26	18-Oct-24	06-Nov-24				EM1130: FS, DS7410: FS, SW2300: FS, AC1050d: SS			
SW2330a	SEC Camera - SCT Cable Test & Final Circuit Wiring - CP7 to CP11	71	02-Mar-26	26-May-26	01-Nov-24	24-Jan-25				SW2330: SS			
SW2340b	ET - SCT Cable Test & Final Circuit Wiring - CP7 to CP11	71	02-Mar-26	26-May-26	01-Nov-24	24-Jan-25				SW2340: SS, SW2330a: SS			
SW2360	Install VLSL - CP7 to CP11	13	16-Mar-26	30-Mar-26	01-Nov-24	15-Nov-24				SW2300: FS, DS2810: FS, EM1650: FS, DS8250: FS, AC1050g: SS, SW2330: SS 12			



■ Remaining Work ◆ Milestone
■ Critical Activity
■ Actual Work

Date	Revision	Checked	Approved
28-Feb-26	Rev. 0	MY	

Activity ID	Activity Name	Original Duration	Early Start	Early Finish	Late Start	Late Finish	Actual Start	Actual Finish	Predecessor Details	2025				
										Feb	Mar	Apr	May	
										06	01	01	01	
SW2360a	VLS - SCT Cable Test & Final Circuit Wiring - CP7 to CP11	71	31-Mar-26	25-Jun-26	16-Nov-24	22-Feb-25			SW2330a: SS, SW2360: FS					
SW2330b	SEC Camera - Physical Inspection and Function Test - CP7 to CP11	50	24-Apr-26	24-Jun-26	18-Mar-25	21-May-25			SW2330a: FF 24					
SW2340c	ET - Physical Inspection and Function Test - CP7 to CP11	25	27-May-26	25-Jun-26	06-Mar-25	03-Apr-25			SW2340b: FS					
OHVD		326	02-Mar-26	30-Jun-26	05-Sep-24	22-Feb-25	05-Mar-25							
SW2350	Install Traffic Control Devices - CP7 to CP11	25	02-Mar-26	30-May-26	12-Nov-24	22-Feb-25	05-Mar-25		SW2300: FS, SC1210: SS, DS2810: FS, EM1650: FS, AC1050b: SS, DS5920: FS					
SW2350a	Traffic Control Devices - SCT Cable Test & Final Circuit Wiring - CP7 to CP11	80	02-Mar-26	30-Jun-26	05-Sep-24	04-Jan-25	05-Mar-25		SW2350: SS, SW2340d: SS					
SW4080	Install LCX Bracket - CP7 to CP11	25	02-Mar-26	30-Mar-26	25-Nov-24	23-Dec-24	02-Jun-25		AC1050b: SS					
SW2310b	CCTV - Physical Inspection - CP7 to CP11	30	02-Mar-26	06-Apr-26	19-Dec-24	24-Jan-25			SW2310a: SS 45, SW2310a: FS					
SW2320b	Detection Camera - Physical Inspection - CP7 to CP11	30	02-Mar-26	06-Apr-26	12-Dec-24	17-Jan-25			SW2320a: FS					
SW4090	Install LCX Cable - CP7 to CP11	26	01-Apr-26	02-May-26	24-Dec-24	24-Jan-25			SW4080: FS, SW4170: FS, SW4270: FS					
Service Gallery		249	02-Mar-26	30-May-26	06-Sep-24	08-Mar-25	10-Jul-25							
SW2340d	ET - SCT Cable Test & Final Circuit Wiring - CP7 to CP11	94	02-Mar-26	30-Mar-26	06-Sep-24	07-Oct-24	10-Jul-25		SW2340a: FS, SW2340b: SS					
SW2390	Install LCX Bracket - CP7 to CP11	61	02-Mar-26	31-Mar-26	28-Oct-24	26-Nov-24	18-Aug-25		SW2310: SS, DS4390: FS, DS6520: FS, AC1050e: SS, SW2340a: FS, SW2340d: SS 33					
SW2390a	Install LCX Cable - CP7 to CP11	61	02-Mar-26	13-May-26	26-Nov-24	20-Feb-25			SW2390: SS 25					
SW2390b	Install RAD Feeder Cable - CP7 to CP11	61	02-Mar-26	13-May-26	26-Nov-24	20-Feb-25			SW2390a: SS					
SW2390c	Install RAD Equipment & Coupler - CP7 to CP11	51	30-Mar-26	30-May-26	24-Dec-24	08-Mar-25			SW2390b: SS 24					
SW2340e	ET - Physical Inspection - CP7 to CP11	25	31-Mar-26	29-Apr-26	26-Dec-24	24-Jan-25			SW2340d: FS					
SW2390d	RAD Connection & SCT - CP7 to CP11	26	01-Apr-26	02-May-26	24-Dec-24	24-Jan-25			SW2390c: SS, SW4090: SS					
West Bound		332	02-Mar-26	15-Aug-26	06-Sep-24	21-May-25	15-Feb-25							
CP Side		290	02-Mar-26	26-Jun-26	02-Oct-24	21-May-25	15-Feb-25							
SW3240	Install ET (Road Level) - CP7 to CP11	16	02-Mar-26	24-Apr-26	30-Nov-24	24-Jan-25	15-Feb-25		AC1050j: SS					
SW4100a	TCSS Cabinet - SCT Cable Test & Final Circuit Wiring - CP7 to CP11	71	02-Mar-26	30-May-26	14-Oct-24	10-Jan-25	23-Jun-25		AC1050j: SS, SW4100: SS					
SW3230	Install SEC Camera - CP7 to CP11	17	02-Mar-26	20-Mar-26	02-Oct-24	22-Oct-24			SW3200: FS, AC1050d: SS					
SW3230a	SEC Camera - SCT Cable Test & Final Circuit Wiring - CP7 to CP11	71	02-Mar-26	26-May-26	02-Oct-24	24-Dec-24			SW3230: SS					
SW3240b	ET - SCT Cable Test & Final Circuit Wiring - CP7 to CP11	71	02-Mar-26	26-May-26	02-Oct-24	24-Dec-24			SW3230a: SS					
SW3260	Install VLS - CP7 to CP11	14	02-Mar-26	17-Mar-26	24-Dec-24	10-Jan-25			SW3200: FS, AC1050g: SS, SW3210: SS 16, SW3240: SS					
SW3260a	VLS - SCT Cable Test & Final Circuit Wiring - CP7 to CP11	71	02-Mar-26	26-May-26	16-Nov-24	22-Feb-25			SW3230a: SS					
SW3230b	SEC Camera - Physical Inspection - CP7 to CP21	50	24-Apr-26	24-Jun-26	10-Jan-25	22-Mar-25			SW3230a: FF 24					
SW3240c	ET - Physical Inspection - CP7 to CP21	25	27-May-26	25-Jun-26	26-Dec-24	24-Jan-25			SW3240b: FS					
SW3260b	VLS - Physical Inspection and Function Test - CP7 to CP21	26	27-May-26	26-Jun-26	16-Apr-25	21-May-25			SW3260a: FS					
OHVD		80	02-Mar-26	05-Jun-26	06-Sep-24	24-Jan-25								
SW3210a	CCTV - SCT Cable Test & Final Circuit Wiring - CP7 to CP11	80	02-Mar-26	05-Jun-26	13-Sep-24	18-Dec-24			SW3210: SS, SW3220a: SS					
SW3220a	Detection Camera - SCT Cable Test & Final Circuit Wiring - CP7 to CP11	80	02-Mar-26	05-Jun-26	06-Sep-24	11-Dec-24			SW3220: FS, SW3240d: SS					
SW3250a	Traffic Control Devices - SCT Cable Test & Final Circuit Wiring - CP7 to CP11	77	02-Mar-26	02-Jun-26	04-Oct-24	04-Jan-25			SW2460: SS, SW3250: SS, SW2340d: SS					
SW4130	Install LCX Cable - CP7 to CP11	26	01-Apr-26	02-May-26	24-Dec-24	24-Jan-25			SW4120: FS, SW4220: FS, SW4320: FS					
Service Gallery		287	02-Mar-26	15-Aug-26	10-Sep-24	10-Mar-25	18-Aug-25							
SW3290	Install LCX Bracket - CP7 to CP11	61	02-Mar-26	30-Mar-26	10-Sep-24	10-Oct-24	18-Aug-25		AC1050h: SS, SW3270: SS, SW3250: FS, SW3240d: SS 33					
SW3240e	ET - Physical Inspection & Functional Test - CP7 to CP11	25	02-Mar-26	30-Mar-26	26-Dec-24	24-Jan-25			SW3240d: FS					
SW3290a	Cable Test & Install LCX Cable - CP7 to CP11	61	02-Mar-26	13-May-26	10-Sep-24	22-Nov-24			SW3290: SS					
SW3290b	Install RAD Feeder Cable - CP7 to CP11	61	02-Mar-26	13-May-26	10-Sep-24	22-Nov-24			SW3290a: SS					
SW3290c	Install RAD Equipment & Coupler - CP7 to CP11	78	14-May-26	15-Aug-26	23-Nov-24	10-Mar-25			SW3290b: FS					
Tunnel Section - CP11 to CP16		301	02-Mar-26	30-May-26	04-Oct-24	03-Mar-25	01-Apr-25							
East Bound		299	02-Mar-26	30-May-26	04-Oct-24	03-Mar-25	10-Apr-25							



■ Remaining Work ◆ Milestone
■ Critical Activity
■ Actual Work

Date	Revision	Checked	Approved
28-Feb-26	Rev. 0	MY	

Activity ID	Activity Name	Original Duration	Early Start	Early Finish	Late Start	Late Finish	Actual Start	Actual Finish	Predecessor Details	2025				
										Feb '25	Mar '25	Apr '25	May '25	
CP Side														
SW2480	Install ET (Road Level) - CP11 to CP16	198	02-Mar-26	24-Apr-26	30-Nov-24	03-Mar-25	15-May-25		SC1720: SS, DS4190: FS, DS6080: FS, DS6480: FS					
SW4160	Install SEC Camera - CP11 to CP16	17	21-Mar-26	10-Apr-26	12-Feb-25	03-Mar-25		SW2330: FS, AC1060d: SS						
SW2420	Install VSLS - CP11 to CP16	12	31-Mar-26	14-Apr-26	10-Jan-25	23-Jan-25		SW2400: FS, SC1210: FF, DS2810: FS, EM1650: FS, DS8250: FS, AC1060g: SS, SW2360: FS						
OHVD														
SW2460	Install Traffic Control Devices - CP11 to CP16	299	02-Mar-26	30-May-26	04-Oct-24	24-Jan-25	10-Apr-25		SC1210: SS, DS2810: FS, EM1650: FS, DS8250: FF, AC1060b: SS					
SW4180	Install LCX Cable - CP11 to CP18	26	01-Apr-26	02-May-26	24-Dec-24	24-Jan-25		SW4170: FS, SW4270: FS, SW4080: FS, SW4090: SS						
West Bound														
CP Side														
SW3360	Install ET (Road Level) - CP11 to CP16	179	02-Mar-26	30-May-26	17-Nov-24	03-Mar-25	01-Apr-25		SC1210: SS, DS2810: FS, EM1650: FS, DS8250: FF, AC1060b: SS					
SW3330	Install VSLS - CP11 to CP16	16	02-Mar-26	24-Apr-26	30-Nov-24	24-Jan-25	15-May-25		SW3300: FS					
SW3330	Install VSLS - CP11 to CP16	12	17-Mar-26	30-Mar-26	10-Jan-25	23-Jan-25		SW3300: SS 18, AC1060g: SS, SW3260: SS 13						
SW4210	Install SEC Camera - CP11 to CP16	17	21-Mar-26	10-Apr-26	12-Feb-25	03-Mar-25		SW3230: FS, AC1060d: SS						
OHVD														
SW3370	Install Traffic Control Devices - CP11 to CP16	301	02-Mar-26	30-May-26	12-Nov-24	22-Feb-25	01-Apr-25		SC1210: SS, DS2810: FS, EM1650: FS, DS8250: FF, AC1060b: SS					
SW4230	Cable Test & Install LCX Cable - CP11 to CP18	22	02-Mar-26	30-May-26	12-Nov-24	22-Feb-25	01-Apr-25		SW3300: FS, AC1060b: SS, SW3250: FS					
SW4230	Cable Test & Install LCX Cable - CP11 to CP18	26	01-Apr-26	02-May-26	24-Dec-24	24-Jan-25		SW4220: FS, SW4320: FS, SW4120: FS, SW4130: SS						
Tunnel Section - CP16 to CP21														
East Bound														
CP Side														
SW2510	Install Cable Containment - CP16 to CP21	364	02-Mar-26	30-May-26	10-Sep-24	22-Mar-25	26-Dec-24		SC2480: FF, EM1620: FF, DS6404: FS, DS6540: FS, SW2910: FS, AC1070a: SS					
SW2510	Install Cable Containment - CP16 to CP21	364	02-Mar-26	30-May-26	10-Sep-24	22-Mar-25	26-Dec-24		SC2480: FF, EM1620: FF, DS6404: FS, DS6540: FS, SW2910: FS, AC1070a: SS					
SW2590	Install ET (Road Level) - CP16 to CP21	28	02-Mar-26	31-Mar-26	10-Sep-24	12-Oct-24	26-Dec-24		SC1720: FF, DS4190: FS, DS6080: FS, DS6480: FS					
SW4260	Install SEC Camera - CP16 to CP21	70	02-Mar-26	24-Apr-26	30-Nov-24	24-Jan-25	07-Aug-25		SW4160: FS, AC1070d: SS					
SW2520	Install VSLS - CP16 to CP21	17	11-Apr-26	30-Apr-26	04-Mar-25	22-Mar-25		SW2510: SS 12, SC1210: FF, DS2810: FS, EM1650: FS, DS8250: FS, AC1070g: SS, SW2420: FS						
SW2520	Install VSLS - CP16 to CP21	14	15-Apr-26	30-Apr-26	24-Jan-25	22-Feb-25		SW2510: SS 12, SC1210: FF, DS2810: FS, EM1650: FS, DS8250: FS, AC1070g: SS, SW2420: FS						
OHVD														
SW2540	Install Traffic Control Devices - CP16 to CP21	240	02-Mar-26	30-May-26	12-Nov-24	22-Feb-25	30-May-25		SW2510: SS, SC1210: SS, DS2810: FS, EM1650: FS, DS8250: FS, AC1070b: SS, SW2460: SS					
SW2540	Install Traffic Control Devices - CP16 to CP21	31	02-Mar-26	30-May-26	12-Nov-24	22-Feb-25	30-May-25		SW2510: SS, SC1210: SS, DS2810: FS, EM1650: FS, DS8250: FS, AC1070b: SS, SW2460: SS					
SW4270	Install LCX Bracket - CP18 to CP21	26	02-Mar-26	31-Mar-26	23-Nov-24	23-Dec-24	30-Aug-25		SW4170: FS, AC1070b: SS					
SW4280	Install LCX Cable - CP18 to CP21	26	01-Apr-26	02-May-26	24-Dec-24	24-Jan-25		SW4270: FS, SW4170: FS, SW4080: FS, SW4180: SS						
West Bound														
CP Side														
SW3470	Install ET (Road Level) - CP16 to CP21	277	02-Mar-26	30-May-26	28-Oct-24	22-Mar-25	30-May-25		SC1720: FF, DS4190: FS, DS6080: FS, DS6480: FS					
SW3470	Install ET (Road Level) - CP16 to CP21	194	02-Mar-26	30-Apr-26	30-Nov-24	22-Mar-25	07-Aug-25		SW3360: SS, AC1070j: SS					
SW3440	Install VSLS - CP16 to CP21	70	02-Mar-26	24-Apr-26	30-Nov-24	24-Jan-25	07-Aug-25		SW3410: SS 12, AC1070g: SS, SW3330: FS					
SW3440	Install VSLS - CP16 to CP21	14	31-Mar-26	16-Apr-26	24-Jan-25	22-Feb-25		SW3410: SS 12, AC1070g: SS, SW3330: FS						
SW4310	Install SEC Camera - CP16 to CP21	17	11-Apr-26	30-Apr-26	04-Mar-25	22-Mar-25		SW4210: FS, AC1070d: SS						
OHVD														
SW3420	Install CCTV Camera - CP16 to CP21	277	02-Mar-26	30-May-26	28-Oct-24	22-Feb-25	30-May-25		SW4210: FS, AC1070d: SS					
SW3420	Install CCTV Camera - CP16 to CP21	23	02-Mar-26	30-May-26	28-Oct-24	24-Jan-25	30-May-25		AC1070b: SS, SW3310: FS					
SW3480	Install Traffic Control Devices - CP16 to CP21	31	02-Mar-26	30-May-26	12-Nov-24	22-Feb-25	30-May-25		SW3410: FS, AC1070b: SS					
SW4320	Install LCX Bracket - CP18 to CP21	26	02-Mar-26	31-Mar-26	23-Nov-24	23-Dec-24	30-Aug-25		AC1070b: SS					
SW4330	Install LCX Cable - CP18 to CP21	26	01-Apr-26	02-May-26	24-Dec-24	24-Jan-25		SW4320: FS, SW4220: FS, SW4120: FS, SW4130: SS						
Tunnel Section - CP21 to CP26														
CP Side														
OHVD														
West Bound														
CP Side														
OHVD														
West Bound														
CP Side														
OHVD														
West Bound														
CP Side														
OHVD														
West Bound														
CP Side														
OHVD														
West Bound														
CP Side														
OHVD														
West Bound														
CP Side														
OHVD														
West Bound														
CP Side														
OHVD														
West Bound														
CP Side														
OHVD														
West Bound														
CP Side														
OHVD														
West Bound														
CP Side														
OHVD														
West Bound														
CP Side														
OHVD														
West Bound														
CP Side														
OHVD														
West Bound														
CP Side														
OHVD														
West Bound														
CP Side														
OHVD														
West Bound														
CP Side														
OHVD														
West Bound														
CP Side														
OHVD														
West Bound														
CP Side														
OHVD														
West Bound														
CP Side														
OHVD														
West Bound														
CP Side														
OHVD														
West Bound														
CP Side														
OHVD														
West Bound														
CP Side														
OHVD														
West Bound														
CP Side														
OHVD														
West Bound														
CP Side														
OHVD														
West Bound														
CP Side														
OHVD														
West Bound														
CP Side														
OHVD														
West Bound														
CP Side														
OHVD														
West Bound														
CP Side														
OHVD														
West Bound														
CP Side														
OHVD														
West Bound														
CP Side														
OHVD														
West Bound														
CP Side														
OHVD														
West Bound														
CP Side														
OHVD														
West Bound														
CP Side														
OHVD														
West Bound														
CP Side														
OHVD														
West Bound														
CP Side														
OHVD														
West Bound														
CP Side														
OHVD														
West Bound														
CP Side														
OHVD														
West Bound														
CP Side														
OHVD														
West Bound														
CP Side														
OHVD														
West Bound														
CP Side														
OHVD														
West Bound														
CP Side														
OHVD														
West Bound														
CP Side														
OHVD														
West Bound														
CP Side														
OHVD														
West Bound														
CP Side														
OHVD														
West Bound														
CP Side														
OHVD														
West Bound														
CP Side														
OHVD														
West Bound														
CP Side														
OHVD														
West Bound														
CP Side														
OHVD														
West Bound														
CP Side														
OHVD														
West Bound														
CP Side														
OHVD														
West Bound														
CP Side														
OHVD														
West Bound														
CP Side														
OHVD														
West Bound														
CP Side														
OHVD														
West Bound														
CP Side														
OHVD														
West Bound														
CP Side														
OHVD														

Activity ID	Activity Name	Original Duration	Early Start	Early Finish	Late Start	Late Finish	Actual Start	Actual Finish	Predecessor Details	2025				
										Feb '25	Mar '25	Apr '25	May '25	
SW2920	Inspect Civil Provisions & Submit Inspection Report	3	24-Mar-26	26-Mar-26	22-Sep-25	24-Sep-25	22-Sep-25		AC1080a: SS					
SW2930	Rectify Civil Provision Defects by Others	6	27-Mar-26	31-Mar-26	14-Sep-24	19-Sep-24	25-Sep-25		SW2920: FS					
East Bound		55	02-Mar-26	06-Jun-26	20-Sep-24	21-May-25	15-Feb-26							
East Bound - Tunnel Section - CP21 to CP24		55	02-Mar-26	06-Jun-26	27-Sep-24	21-May-25	15-Feb-26							
SW3980	Install PA in Service Gallery	25	02-Mar-26	01-Jun-26	05-Dec-24	08-Mar-25	15-Feb-26		AC1080j: SS, SW4040a: SS					
SW4040a	Install ET (Service Gallery)	25	02-Mar-26	14-Mar-26	17-Jan-25	03-Feb-25	15-Feb-26		AC1080i: SS					
SW3960	Install Cable Containment (CP Side)	15	01-Apr-26	18-Apr-26	16-Dec-24	03-Jan-25			SW2930: FS					
SW4040	Install ET (Road Level)	38	01-Apr-26	16-May-26	27-Sep-24	12-Nov-24			SW1710a: FS 6, SW2930: FS					
SW3990	Install Traffic Control Devices	51	07-Apr-26	06-Jun-26	20-Dec-24	22-Feb-25			SW4000: SS					
SW4000	Install CCTV Camera	51	07-Apr-26	06-Jun-26	20-Dec-24	22-Feb-25			SW3960: SS 4, SW4040: SS 4					
SW3960a	Install Cable Containment (NCP Side)	15	20-Apr-26	07-May-26	21-Jan-25	10-Feb-25			SW3960: FS					
SW3970	Install VLSL (CP Side)	11	20-Apr-26	02-May-26	25-Jan-25	10-Feb-25			SW3960: FS, SW3960: FF					
SW4010	Install PABX in Service Gallery	15	20-Apr-26	07-May-26	20-Mar-25	07-Apr-25			AC1080i: SS, SW4040a: SS, SW3960: FS					
SW4020	Install Radio System in Service Gallery	15	20-Apr-26	07-May-26	17-Jan-25	06-Feb-25			AC1080i: SS, SW4040a: SS, SW3960: FS					
SW4030	Install Detection Camera	11	20-Apr-26	02-May-26	06-Jan-25	17-Jan-25			SW3960: FS, SW4000: SS					
SW4050	Install SEC Camera	11	20-Apr-26	02-May-26	09-May-25	21-May-25			SW3960: FS					
SW3970a	Install VLSL (NCP Side)	11	08-May-26	20-May-26	11-Feb-25	22-Feb-25			SW3970: FS, SW3960a: FS					
East Bound - Tunnel Section - CP24 to CP26		49	01-Apr-26	30-May-26	20-Sep-24	22-Mar-25								
SW2600	Install Cable Containment (CP Side)	9	01-Apr-26	11-Apr-26	20-Sep-24	30-Sep-24			SC2480: FF, SW2930: FS, DS6404: FS, DS6540: FS					
SW2700	Install GOFs (CP21 to CP26)	49	01-Apr-26	30-May-26	16-Jan-25	17-Mar-25			SC2570: FF, DS8560: FS, SW2710: SS					
SW2710	Signal Cable Laying and Termination (CP21 to CP26) (CP Side)	49	01-Apr-26	30-May-26	27-Sep-24	25-Nov-24			SC2480: FF, SW4040: SS					
SW2710a	Signal Cable Laying and Termination (CP21 to CP26) (NCP Side)	49	01-Apr-26	30-May-26	27-Sep-24	25-Nov-24			SW2710: SS					
SW2600a	Install Cable Containment (NCP Side)	9	13-Apr-26	22-Apr-26	02-Oct-24	12-Oct-24			SW2600: FS					
SW2610	Install VLSL (CP Side)	7	13-Apr-26	20-Apr-26	07-Feb-25	14-Feb-25			SW2600: FS, SC1210: FF, DS2810: FS, EM1650: FS, DS8250: FS, SW2600: FF					
SW2620	Install PA in Service Gallery	9	13-Apr-26	22-Apr-26	27-Feb-25	08-Mar-25			SC1860: FF, DS4240: FS, DS6480: FS, DS6120: FS, SW2680a: SS					
SW2630	Install Traffic Control Devices	7	13-Apr-26	20-Apr-26	15-Feb-25	22-Feb-25			SW2600: FS, SC1210: FF, DS2810: FS, EM1650: FS, DS8250: FS					
SW2640	Install CCTV Camera	7	13-Apr-26	20-Apr-26	24-Jan-25	04-Feb-25			SC1470: FF, DS4090: FS, DS6440: FS, SW2600: FS					
SW2670	Install Detection Camera	7	13-Apr-26	20-Apr-26	10-Jan-25	17-Jan-25			SC2120: FF, DS4490: FS, DS6440: FS, DS7500: FS, SW2600: FS					
SW2680a	Install ET (Service Gallery)	4	13-Apr-26	16-Apr-26	03-Feb-25	06-Feb-25			DS6480: FS, SW2600: FS					
SW2690	Install SEC Camera	7	13-Apr-26	20-Apr-26	15-Mar-25	22-Mar-25			SC2390: FF, EM1130: FS, DS6320: FS, DS7410: FS, SW2600: FS					
SW2610a	Install VLSL (NCP Side)	7	23-Apr-26	30-Apr-26	15-Feb-25	22-Feb-25			SW2610: FS, SW2600a: FS					
SW2680	Install ET (Road Level)	4	23-Apr-26	27-Apr-26	03-Feb-25	06-Feb-25			SC1720: FF, DS4190: FS, DS6080: FS, DS6480: FS, SW2600a: FS					
West Bound		89	02-Mar-26	16-Jun-26	10-Aug-24	28-Apr-25								
SW3620	Inspect Civil Provisions & Submit Inspection Report	3	02-Mar-26	04-Mar-26	10-Aug-24	13-Aug-24			AC1080c: SS					
SW3630	Rectify Civil Provision Defects by Others	6	05-Mar-26	11-Mar-26	14-Aug-24	20-Aug-24			SW3620: FS					
West Bound - Tunnel Section - CP21 to CP24		43	02-Mar-26	21-Apr-26	21-Aug-24	07-Apr-25								
SW3540	Install PA in Service Gallery	15	02-Mar-26	18-Mar-26	20-Feb-25	08-Mar-26			AC1080e: SS					
SW3550	Install PABX in Service Gallery	15	02-Mar-26	18-Mar-26	20-Mar-25	07-Apr-25			AC1080e: SS					
SW3560	Install ET (Road Level)	8	02-Mar-26	10-Mar-26	25-Jan-25	06-Feb-25			AC1080i: SS					
SW3560a	Install ET (Service Gallery)	8	02-Mar-26	10-Mar-26	25-Jan-25	06-Feb-25			AC1080e: SS					



■ Remaining Work ◆ Milestone
■ Critical Activity
■ Actual Work

Date	Revision	Checked	Approved
28-Feb-26	Rev. 0	MY	

Activity ID	Activity Name	Original Duration	Early Start	Early Finish	Late Start	Late Finish	Actual Start	Actual Finish	Predecessor Details	2025				
										Feb 06	Mar 01	Apr 02	May 03	
SW3580	Install Radio System in Service Gallery	15	02-Mar-26	18-Mar-26	17-Jan-25	06-Feb-25			AC1080e: SS					
SW3500	Install Cable Containment (CP Side)	15	12-Mar-26	28-Mar-26	21-Aug-24	06-Sep-24			SW3630: FS					
SW3530	Install VLSL (CP Side)	11	26-Mar-26	08-Apr-26	25-Jan-25	10-Feb-25			SW3500: SS 12, AC1080h: SS					
SW3500a	Install Cable Containment (NCP Side)	15	30-Mar-26	16-Apr-26	07-Sep-24	25-Sep-24			SW3500: FS					
SW3510	Install CCTV Camera	11	30-Mar-26	11-Apr-26	12-Sep-24	25-Sep-24			SW3500: FS					
SW3520	Install Detection Camera	11	30-Mar-26	11-Apr-26	12-Sep-24	25-Sep-24			SW3500: FS					
SW3590	Install SEC Camera	11	30-Mar-26	11-Apr-26	11-Mar-25	22-Mar-25			SW3500: FS					
SW3570	Install Traffic Control Devices	11	02-Apr-26	15-Apr-26	11-Feb-25	22-Feb-25			SW3500: SS 18, SW3500: FS					
SW3530a	Install VLSL (NCP Side)	11	09-Apr-26	21-Apr-26	11-Feb-25	22-Feb-25			SW3530: FS, AC1080h: SS					
West Bound - Tunnel Section - CP24 to CP26		69	25-Mar-26	16-Jun-26	04-Sep-24	28-Apr-25								
SW3640	Install Cable Containment (CP Side)	9	25-Mar-26	03-Apr-26	04-Sep-24	13-Sep-24			AC1080f: SS 18					
SW3650	Install CCTV Camera	49	01-Apr-26	30-May-26	26-Sep-24	23-Nov-24			SW3640: SS 6					
SW3680	Install PA in Service Gallery	49	01-Apr-26	30-May-26	08-Jan-25	08-Mar-25			AC1080g: SS, SW3700a: SS					
SW3690	Install PABX in Service Gallery	9	01-Apr-26	11-Apr-26	27-Mar-25	07-Apr-25			AC1080g: SS, SW3700a: SS					
SW3700a	Install ET (Service Gallery)	49	01-Apr-26	30-May-26	06-Dec-24	06-Feb-25			AC1080g: SS, SW3640: SS 6					
SW3710	Install Traffic Control Devices	49	01-Apr-26	30-May-26	26-Sep-24	23-Nov-24			SW3650: SS					
SW3720	Install Radio System in Service Gallery	9	01-Apr-26	11-Apr-26	24-Jan-25	06-Feb-25			AC1080g: SS, SW3700a: SS					
SW3640a	Install Cable Containment (NCP Side)	9	06-Apr-26	15-Apr-26	14-Sep-24	25-Sep-24			SW3640: FS					
SW3660	Install Detection Camera	7	06-Apr-26	13-Apr-26	10-Jan-25	17-Jan-25			SW3640: FS, SW3650: SS					
SW3730	Install SEC Camera	7	06-Apr-26	13-Apr-26	15-Mar-25	22-Mar-25			SW3640: FS					
SW3670	Install VLSL (CP Side)	7	09-Apr-26	16-Apr-26	07-Feb-25	14-Feb-25			SW3640: SS 12					
SW3700	Install ET (Road Level)	38	15-Apr-26	30-May-26	19-Dec-24	06-Feb-25			SW3640: SS 17					
SW3740	Install GOFs (CP21 to CP26)	50	15-Apr-26	13-Jun-26	28-Feb-25	28-Apr-25			SW3750: SS, SW3640: SS					
SW3750	Signal Cable Laying and Termination (CP21 to CP26) (CP Side)	50	15-Apr-26	13-Jun-26	26-Sep-24	25-Nov-24			SW3640: SS 17, SW3510: FS, SW3520: FS, SW3500: FS, SW3710: SS					
SW3670a	Install VLSL (NCP Side)	7	17-Apr-26	24-Apr-26	15-Feb-25	22-Feb-25			SW3640a: FS, SW3670: FS					
SW3750a	Signal Cable Laying and Termination (CP21 to CP26) (NCP Side)	50	17-Apr-26	16-Jun-26	26-Sep-24	25-Nov-24			SW3750: SS, SW3640a: FS, SW3500a: FS					
Tunnel Section - CP26 to CP32		73	02-Mar-26	28-May-26	27-Aug-24	22-Mar-25								
East Bound		26	02-Mar-26	31-Mar-26	04-Jan-25	06-Feb-25								
East Bound - Tunnel Section - CP29 to CP32 (CKL Main Tunnel)		26	02-Mar-26	31-Mar-26	04-Jan-25	06-Feb-25								
SW2740a	Install PA in Service Gallery	10	02-Mar-26	12-Mar-26	04-Jan-25	15-Jan-25			SC1860: FF, DS4240: FS, DS6480: FS, DS6120: FS, AC1090f: SS					
SW2820c	Install ET (Service Gallery)	6	02-Mar-26	07-Mar-26	28-Jan-25	06-Feb-25			AC1090f: SS					
SW2770a	Install PABX in Service Gallery	11	12-Mar-26	24-Mar-26	15-Jan-25	27-Jan-25			SW2740a: SS 9, SC1590: FF, DS4140: FS, DS6040: FS, DS6480: FS, AC1090f: SS					
SW2800a	Install Radio System in Service Gallery	11	19-Mar-26	31-Mar-26	22-Jan-25	06-Feb-25			SW2770a: SS 6, SC1990: FF, DS4390: FS, DS6520: FS, AC1090f: SS					
West Bound		73	02-Mar-26	28-May-26	27-Aug-24	22-Mar-25								
West Bound - Tunnel Section - CP26 to CP30		73	02-Mar-26	28-May-26	27-Aug-24	22-Mar-25								
SW3800	Install PA in Service Gallery	16	02-Mar-26	19-Mar-26	03-Dec-24	20-Dec-24			AC1090d: SS					
SW3820a	Install ET (Service Gallery)	10	02-Mar-26	12-Mar-26	23-Jan-25	06-Feb-25			AC1090d: SS					
SW3810	Install PABX in Service Gallery	18	20-Mar-26	10-Apr-26	21-Dec-24	13-Jan-25			AC1090d: SS, SW3800: FS					
SW3760	Install Cable Containment (CP Side)	19	24-Mar-26	15-Apr-26	27-Aug-24	17-Sep-24			AC1090c: SS					
SW3840	Install Radio System in Service Gallery	18	11-Apr-26	02-May-26	14-Jan-25	06-Feb-25			AC1090d: SS, SW3810: FS					
SW3760a	Install Cable Containment (NCP Side)	19	16-Apr-26	08-May-26	19-Sep-24	12-Oct-24			SW3760: FS					
SW3770	Install CCTV Camera	15	16-Apr-26	04-May-26	16-Oct-24	01-Nov-24			SW3760: FS					
SW3780	Install Detection Camera	15	16-Apr-26	04-May-26	16-Oct-24	01-Nov-24			SW3760: FS					
SW3790	Install VLSL (CP Side)	11	16-Apr-26	28-Apr-26	25-Jan-25	10-Feb-25			SW3760: FS					
SW3820	Install ET (Road Level)	10	16-Apr-26	27-Apr-26	23-Jan-25	06-Feb-25			SW3760: FS					
SW3830	Install Traffic Control Devices	15	16-Apr-26	04-May-26	16-Oct-24	01-Nov-24			SW3760: FS, SW3760: FF					
SW3850	Install SEC Camera	15	16-Apr-26	04-May-26	06-Mar-25	22-Mar-25			SW3760: FS					

■ Remaining Work ◆ Milestone
■ Critical Activity
■ Actual Work

Date	Revision	Checked	Approved
28-Feb-26	Rev. 0	MY	

Activity ID	Activity Name	Original Duration	Early Start	Early Finish	Late Start	Late Finish	Actual Start	Actual Finish	Predecessor Details	2025				
										Feb 26	Mar 31	Apr 30	May 31	
SW3880	Install PVMS	10	16-Apr-26	27-Apr-26	12-Feb-25	22-Feb-25			SW3760: FS					
SW3790a	Install VLSL (NCP Side)	11	29-Apr-26	12-May-26	11-Feb-25	22-Feb-25			SW3790: FS					
SW3870	Signal Cable Laying and Termination (CP26 to CP30) (CP Side)	10	05-May-26	15-May-26	02-Nov-24	13-Nov-24			SW3760: FS, SW3770: FS, SW3780: FS, SW3830: FS					
SW3860	Install GOFs (CP26 to CP30)	10	16-May-26	28-May-26	06-Mar-25	17-Mar-25			SW3760a: FS, SW3870: FS					
SW3870a	Signal Cable Laying and Termination (CP26 to CP30) (NCP Side)	10	16-May-26	28-May-26	14-Nov-24	25-Nov-24			SW3760a: FS, SW3870: FS					
SW3890	Laying of Leaky Cable	10	16-May-26	28-May-26	23-Jan-25	06-Feb-25			SW3760a: FS, SW3870: FS					
West Bound - Tunnel Section - CP30 to CP32 (CKL Main Tunnel)		36	02-Mar-26	13-Apr-26	17-Sep-24	22-Mar-25								
SW3800a	Install PA in Service Gallery	8	02-Mar-26	10-Mar-26	04-Jan-25	13-Jan-25			AC1090h: SS					
SW3820c	Install ET (Service Gallery)	5	02-Mar-26	06-Mar-26	01-Feb-25	06-Feb-25			AC1090h: SS					
SW3760b	Install Cable Containment (CP Side)	10	11-Mar-26	21-Mar-26	17-Sep-24	28-Sep-24			AC1090g: SS					
SW3810a	Install PABX in Service Gallery	9	11-Mar-26	20-Mar-26	14-Jan-25	23-Jan-25			AC1090h: SS, SW3800a: FS					
SW3840a	Install Radio System in Service Gallery	9	21-Mar-26	31-Mar-26	24-Jan-25	06-Feb-25			AC1090h: SS, SW3810a: FS					
SW3760c	Install Cable Containment (NCP Side)	10	23-Mar-26	02-Apr-26	30-Sep-24	12-Oct-24			SW3760b: FS					
SW3770a	Install CCTV Camera	8	23-Mar-26	31-Mar-26	05-Nov-24	13-Nov-24			SW3760b: FS					
SW3780a	Install Detection Camera	8	23-Mar-26	31-Mar-26	05-Nov-24	13-Nov-24			SW3760b: FS					
SW3790b	Install VLSL (CP Side)	6	23-Mar-26	28-Mar-26	10-Feb-25	15-Feb-25			SW3760b: FS					
SW3820b	Install ET (Road Level)	5	23-Mar-26	27-Mar-26	01-Feb-25	06-Feb-25			SW3760b: FS					
SW3830a	Install Traffic Control Devices	8	23-Mar-26	31-Mar-26	05-Nov-24	13-Nov-24			SW3760b: FS, SW3760b: FF					
SW3850a	Install SEC Camera	8	23-Mar-26	31-Mar-26	14-Mar-25	22-Mar-25			SW3760b: FS					
SW3880a	Install PVMS	5	23-Mar-26	27-Mar-26	18-Feb-25	22-Feb-25			SW3760b: FS					
SW3790c	Install VLSL (NCP Side)	6	30-Mar-26	06-Apr-26	17-Feb-25	22-Feb-25			SW3790b: FS					
SW3870b	Signal Cable Laying and Termination (CP30 to CP32) (CP Side)	5	01-Apr-26	07-Apr-26	14-Nov-24	19-Nov-24			SW3760b: FS, SW3770a: FS, SW3780a: FS, SW3830a: FS					
SW3860a	Install GOFs (CP30 to CP32)	5	08-Apr-26	13-Apr-26	12-Mar-25	17-Mar-25			SW3760c: FS, SW3870b: FS					
SW3870c	Signal Cable Laying and Termination (CP30 to CP32) (NCP Side)	5	08-Apr-26	13-Apr-26	20-Nov-24	25-Nov-24			SW3760c: FS, SW3870b: FS					
SW3890a	Laying of Leaky Cable	5	08-Apr-26	13-Apr-26	01-Feb-25	06-Feb-25			SW3760c: FS, SW3870b: FS					
Tunnel Section - TSS/CKL Final Connection		14	11-Mar-26	26-Mar-26	25-Sep-24	17-Mar-25								
West Bound		14	11-Mar-26	26-Mar-26	25-Sep-24	17-Mar-25								
SW3940	Remaining TCSS Installations (Road Level)	14	11-Mar-26	26-Mar-26	25-Sep-24	12-Oct-24			AC1120: SS					
SW3940a	Remaining TCSS Installations (Service Gallery)	14	11-Mar-26	26-Mar-26	01-Mar-25	17-Mar-25			AC1120a: SS					
West Ventilation Building		66	02-Mar-26	02-Apr-26	06-Jan-25	31-Oct-26	01-Sep-25							
Installation Works		66	02-Mar-26	02-Apr-26	06-Jan-25	31-Oct-26	01-Sep-25							
SW1710	Install RAD Equipment & Coupler	28	02-Mar-26	30-Mar-26	06-Jan-25	06-Feb-25	01-Sep-25		SC1990: FF, DS4390: FS, DS6520: FS					
SW1710b	Install LCX Cable	28	02-Mar-26	02-Apr-26	28-Sep-26	31-Oct-26			SW1710a: FS, DS3790: FS 5					
SW1710c	RAD Connection & SCT	28	02-Mar-26	02-Apr-26	03-Mar-25	03-Apr-25			SW1710: SS					
East Ventilation Building		252	02-Mar-26	08-Jun-26	25-Sep-24	06-Feb-25	23-Jun-25							
Installation Works		252	02-Mar-26	08-Jun-26	25-Sep-24	06-Feb-25	23-Jun-25							
SW1750	Install Cable Containments	24					23-Jun-25	28-Feb-26	SC2480: FF, DS6400: FS, DS6540: FS					
SW1760	Position Equipment Rack	12	02-Mar-26	14-Mar-26	25-Sep-24	09-Oct-24			SW1750: FS					
SW1770	Install Network Equipment	36	02-Mar-26	13-Apr-26	25-Sep-24	07-Nov-24			SC1330: FF, DS4340: FS, DS4440: FS, SW1760: SS					
SW1810	Install Radio Equipment	12	02-Mar-26	14-Mar-26	21-Jan-25	06-Feb-25			SC1990: FF, DS4390: FS, DS6520: FS, SW1790: FS, DS9260: FS					
SW1830	Install ET Equipment	12	02-Mar-26	14-Mar-26	25-Oct-24	07-Nov-24			SC1720: FF, DS4190: FS, DS6080: FS, DS6480: FS, SW1820: SS					
SW1780	Install Manual Fallback Control Equipment	24	09-Mar-26	06-Apr-26	10-Oct-24	07-Nov-24			SC2240: FF, DS6240: FS, DS7370: FS, DS8310: FS, SW1770: SS 6, EM1110: FS					
SW1800	Install Operation Facilities Equipment	14	05-May-26	20-May-26	23-Oct-24	07-Nov-24			SC2680: FF, DS6280: FS, SW1770: SS, EM1120: FS					

■ Remaining Work ◆ Milestone
■ Critical Activity
■ Actual Work

Date	Revision	Checked	Approved
28-Feb-26	Rev. 0	MY	

Activity ID	Activity Name	Original Duration	Early Start	Early Finish	Late Start	Late Finish	Actual Start	Actual Finish	Predecessor Details	2025			
										Feb 06	Mar 01	Apr 02	May 03
SW1840	Signal Cable Laying	15	21-May-26	08-Jun-26	08-Nov-24	25-Nov-24			SW1770: FS, SW1780: FS, SW1800: FS, SW1820: FS, SW1830: FS, SW1790: FS				
Portion 3 - CKL Branch Tunnel in TKO-LTT Site		183	02-Mar-26	24-Jun-26	10-Sep-24	19-Jun-25	15-Oct-25						
Installation Works		139	02-Mar-26	15-May-26	10-Sep-24	26-Mar-25	15-Oct-25						
SW1910	Laying of Leaky Cable	51	02-Mar-26	15-May-26	20-Nov-24	06-Feb-25	15-Oct-25		SW1890: SS				
SW1920	Signal Cable Laying	51	02-Mar-26	15-May-26	10-Sep-24	25-Nov-24	15-Oct-25		SW1890: SS				
SW1900	Install Traffic Control Devices	51	02-Mar-26	30-Apr-26	20-Dec-24	22-Feb-25	30-Oct-25		SC1210: FF, DS2810: FS, EM1650: FS, DS8250: FS, SW1870: SS, SW2220: SS				
SW1880	Install Detection Camera	51	02-Mar-26	30-Apr-26	18-Nov-24	17-Jan-25			SC2120: FF, DS4490: FS, DS6440: FS, DS7500: FS, SW1860: FS, SW1870: SS				
SW1890	Install Cable Containments	36	02-Mar-26	13-Apr-26	13-Feb-25	26-Mar-25			SC2480: FF, DS6404: FS, DS6540: FS, SW1860: FS				
Site Commissioning Test		86	02-Mar-26	12-Jun-26	17-Mar-25	02-May-25							
TC1370	SCT of ET System	10	02-Mar-26	12-Mar-26	21-Apr-25	02-May-25			SC1750: FF, DS8960: FS, SW1920: SS 18, SW1910: SS 18, SW2250: SS 18, SW2240: SS 18				
TC1390	SCT of CCTV System	5	02-Mar-26	06-Mar-26	09-Apr-25	14-Apr-25			SC1500: FF, DS8940: FS, SW1870: FS, SW1920: SS 24, SW1910: SS 18, SW2220: FS, SW2250: SS 24, SW2240: SS 18				
TC1380	SCT of Power Distribution System	15	14-Apr-26	30-Apr-26	27-Mar-25	14-Apr-25			SC2500: FF, SW1890: FS, SW1910: SS 28, SW2230: FS, SW2240: SS 24, DS9040: FS				
TC1400	SCT of Radio System	24	27-Apr-26	26-May-26	17-Mar-25	14-Apr-25			SW1710: FS, SW1810: FS, SW1290: FS, SW1910: FF 3, DS3250: FS, SW2240: FF 8, DS9000: FS, DS9080: FS				
TC1410	SCT of Traffic Control Devices	15	27-May-26	12-Jun-26	15-Apr-25	02-May-25			SW1900: FS, TC1390: FS, TC1390: FS, TC1400: FS, DS9820: FS				
Submit Site Commissioning Test Report		90	07-Mar-26	24-Jun-26	22-May-25	19-Jun-25							
DSS170	Submit CCTV System SCT Test Report	24	07-Mar-26	03-Apr-26	22-May-25	19-Jun-25			TC1390: FS				
DSS160	Submit ET System SCT Test Report	24	13-Mar-26	10-Apr-26	22-May-25	19-Jun-25			TC1370: FS				
DSS190	Submit Power Distribution System SCT Test Report	24	02-May-26	30-May-26	22-May-25	19-Jun-25			TC1380: FS				
DSS180	Submit Radio System SCT Test Report	24	27-May-26	24-Jun-26	22-May-25	19-Jun-25			SC2010: FS, TC1400: FS				



■ Remaining Work ◆ Milestone
■ Critical Activity
■ Actual Work

Date	Revision	Checked	Approved
28-Feb-26	Rev. 0	MY	

**APPENDIX O
WASTE GENERATED IN THE
REPORTING MONTH**



Name of Department: CEDD

Monthly Summary Waste Flow Table for 2026 (KT)

Month	Actual Quantities of Inert C&D Materials Generated Monthly						Actual Quantities of C&D Wastes Generated Monthly				
	a.Total Quantity Generated (a=c+d+e)	b. Hard Rock and Large Broken Concrete	c. Reused in the Contract	d. Reused in Other Projects	e. Disposed as Public Fill	f. Imported Fill	g. Metals	h. Paper / Cardboard Packaging	i. Plastics	j. Chemical Waste	k. Others, e.g. general refuse
	(in '000m ³)	(in '000m ³)	(in '000m ³)	(in '000m ³)	(in '000m ³)	(in '000m ³)	(in '000kg)	(in '000kg)	(in '000kg)	(in '000kg)	(in '000m ³)
January	12.483	0.000	0.000	12.483	0.000	0.000	0.000	0.000	0.000	0.000	0.069
February	3.020	0.000	0.000	3.020	0.000	0.000	0.000	0.000	0.000	0.000	0.083
March											
April											
May											
June											
Sub-total	15.502	0.000	0.000	15.502	0.000	0.000	0.000	0.000	0.000	0.000	0.152
July											
August											
September											
October											
November											
December											
Total	15.502	0.000	0.000	15.502	0.000	0.000	0.000	0.000	0.000	0.000	0.152

Monthly Summary Waste Flow Table

Notes:

- (1)The performance targets are given in ER Appendix 8I Clause 14 and the EM&A Manual(s).
- (2)The waste flow table shall also include C&D materials to be imported for use at the Site.
- (3)Plastics refer to plastic bottles/containers, plastic sheets/foam from packaging material.
- (4)The Contractor shall also submit the latest forecast of the total amount of C&D materials expected to be generated from the Works, together with a breakdown of the nature where the total amount of C&D materials expected to be generated from the Works is equal to or exceeding 50,000 m3. (ER Part 8 Clause 8.8.5 (d) (ii) refers).

Monthly Summary Waste Flow Table For 2026

Month	Actual Quantities of Inert C&D Materials Generated Monthly						Actual Quantities of C&D Waste Generated Monthly							
	Total Quantity Generated	Broken Concrete (see Note 4)	Estimated Quantities (Broken Concrete)	Reused in the Contract	Reused in other Projects	Disposed as Public Fill	Metals	Estimated Quantities (Metals)	Paper/ cardboard packaging	Estimated Quantities (Paper/ cardboard packaging)	Plastics (see Note 3)	Estimated Quantities (Plastics)	Chemical Waste	Others, e.g. general refuse
	(in '000m ³)	(in '000m ³)	(in '000m ³)	(in '000m ³)	(in '000m ³)	(in '000m ³)	(in '000kg)	(in '000kg)	(in '000kg)	(in '000kg)	(in '000kg)	(in '000kg)	(in '000kg)	(tonne)
Jan-26	0	0	0	0	0	0	0	0	0	0	0	0	0	0.00
Feb-26	0	0	0	0	0	0	0	0	0	0	0	0	0	0.00
Mar-26														
Apr-26														
May-26														
Jun-26														
Sub-total														
Jul-26														
Aug-26														
Sep-26														
Oct-26														
Nov-26														
Dec-26														
Total	0	0	0	0	0	0	0	0	0	0	0	0	0	0.00

Notes:

- (1) The performance targets are given in PS Sub-clause 2(5) (c).
- (2) The waste flow table shall also include C&D materials that are specified in the Contract to be imported for use at the Site.
- (3) Plastics refer to plastic bottles/containers, plastic sheets/foam from packaging material.
- (4) Broken concrete for recycling into aggregates.