

## Appendix G - Noise Monitoring Results

(0700-1900 hrs on Normal Weekdays)

Location CM1 - Nga Lai House, Yau Lai Estate Phase 1, Yau Tong							
Date	Time	Weather	Unit: dB (A) (30-min)				
			Measured Noise Level			Baseline Level	Construction Noise Level
			L <sub>eq</sub>	L <sub>10</sub>	L <sub>90</sub>	L <sub>eq</sub>	L <sub>eq</sub>
8 Jan 2026	13:26	Sunny	68.0	69.3	66.2	65.5	64
14 Jan 2026	14:10	Fine	67.5	69.0	61.7	65.5	63
20 Jan 2026	10:48	Sunny	68.5	70.0	66.7	65.5	65
26 Jan 2026	9:57	Sunny	63.7	66.1	60.2	65.5	64 Measured ≤ Baseline

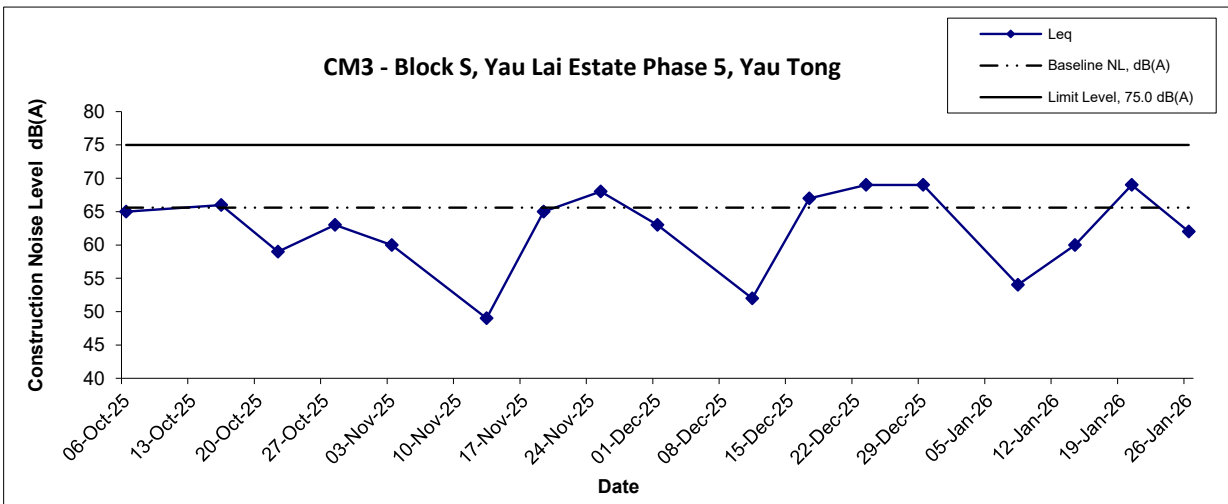
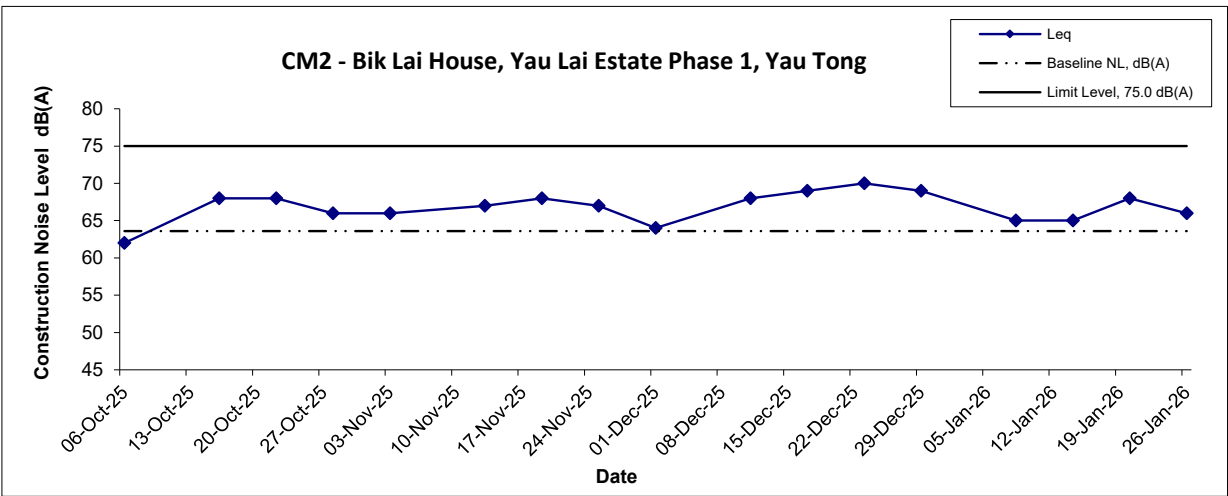
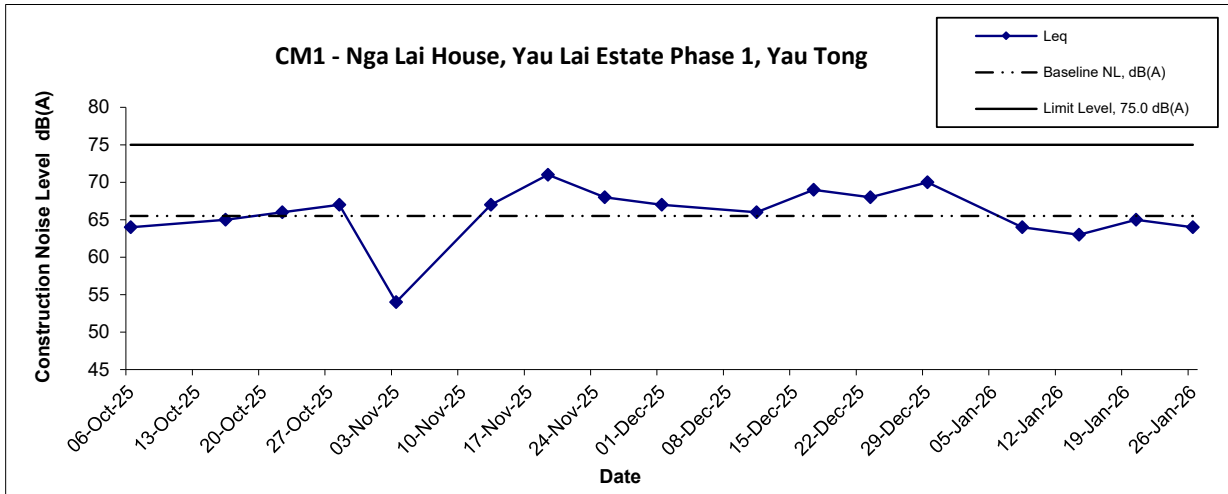
Location CM2 - Bik Lai House, Yau Lai Estate Phase 1, Yau Tong							
Date	Time	Weather	Unit: dB (A) (30-min)				
			Measured Noise Level			Baseline Level	Construction Noise Level
			L <sub>eq</sub>	L <sub>10</sub>	L <sub>90</sub>	L <sub>eq</sub>	L <sub>eq</sub>
8 Jan 2026	14:17	Sunny	67.1	68.4	65.6	63.6	65
14 Jan 2026	13:25	Sunny	67.1	68.4	62.8	63.6	65
20 Jan 2026	10:01	Sunny	69.0	70.3	67.5	63.6	68
26 Jan 2026	12:59	Fine	68.1	69.4	66.3	63.6	66

Location CM3 - Block S, Yau Lai Estate Phase 5, Yau Tong							
Date	Time	Weather	Unit: dB (A) (30-min)				
			Measured Noise Level			Baseline Level	Construction Noise Level
			L <sub>eq</sub>	L <sub>10</sub>	L <sub>90</sub>	L <sub>eq</sub>	L <sub>eq</sub>
8 Jan 2026	15:04	Sunny	65.9	67.2	64.5	65.6	54
14 Jan 2026	11:50	Sunny	66.7	68.4	61.5	65.6	60
20 Jan 2026	14:11	Sunny	70.3	74.6	68.1	65.6	69
26 Jan 2026	13:50	Fine	67.2	68.8	65.1	65.6	62

Location CM4 - Tin Hau Temple, Cha Kwo Ling							
Date	Time	Weather	Unit: dB (A) (30-min)				
			Measured Noise Level			Baseline Level	Construction Noise Level
			L <sub>eq</sub>	L <sub>10</sub>	L <sub>90</sub>	L <sub>eq</sub>	L <sub>eq</sub>
8 Jan 2026	11:33	Sunny	56.1	58.9	51.2	62.0	56 Measured ≤ Baseline
14 Jan 2026	10:15	Sunny	58.2	61.7	52.0	62.0	58 Measured ≤ Baseline
20 Jan 2026	15:13	Sunny	72.1	75.9	70.2	62.0	72
26 Jan 2026	10:25	Fine	70.6	73.9	67.3	62.0	70

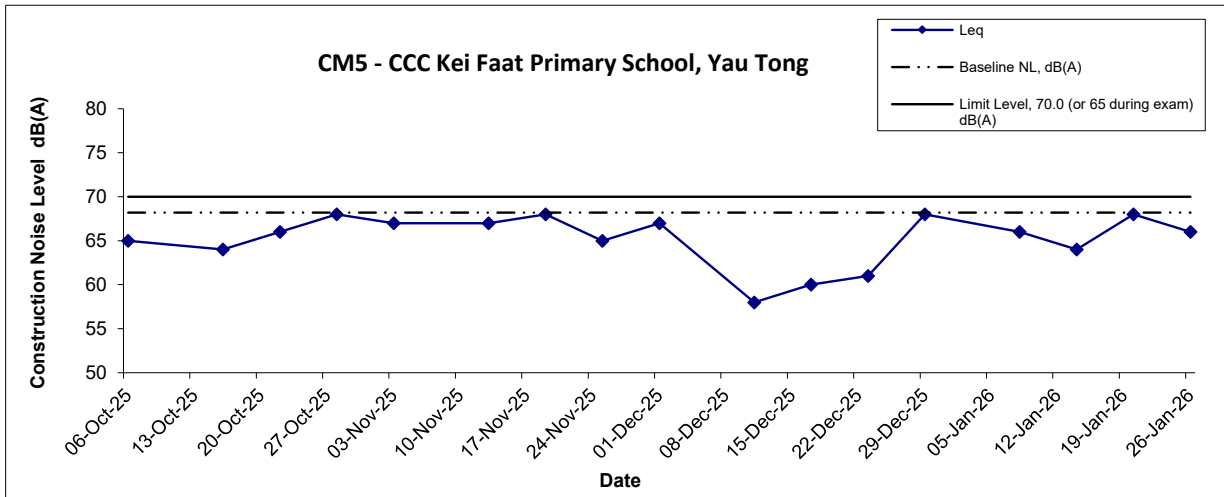
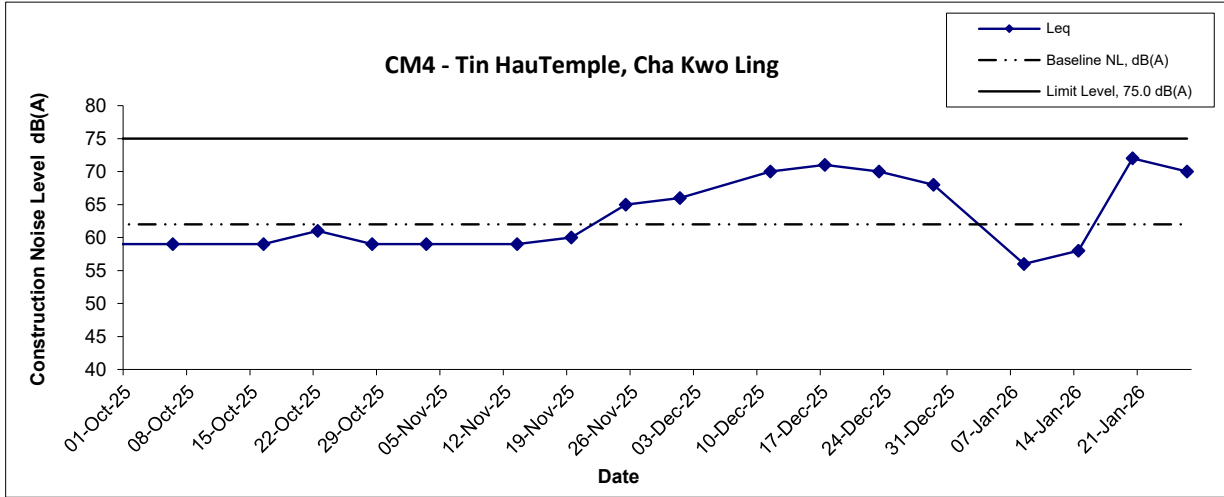
Location CM5 - CCC Kei Faat Primary School, Yau Tong							
Date	Time	Weather	Unit: dB (A) (30-min)				
			Measured Noise Level			Baseline Level	Construction Noise Level
			L <sub>eq</sub>	L <sub>10</sub>	L <sub>90</sub>	L <sub>eq</sub>	L <sub>eq</sub>
8 Jan 2026	15:53	Sunny	66.1	69.1	61.9	68.2	66 Measured ≤ Baseline
14 Jan 2026	11:05	Sunny	64.3	67.8	59.6	68.2	64 Measured ≤ Baseline
20 Jan 2026	11:53	Sunny	67.5	70.0	63.8	68.2	68 Measured ≤ Baseline
26 Jan 2026	15:11	Fine	70.1	72.6	67.5	68.2	66

## Noise Levels



Title Contract No. ED/2018/04 Trunk Road T2 and Infrastructure Works for Developments at the Former South Apron Graphical Presentation of Construction Noise Monitoring Results	Scale N.T.S Date Jan 26	Project No. MA20003 Appendix G	
--	----------------------------------	---	--

### Noise Levels



**Notes:**

- 1) The major activitie(s) being carried out on site during the reporting period is/are presented in Section 1.11
- 2) The weather conditions during the reporting month are presented in Appendix C.
- 3) Other factors which might affect the monitoring results are presented in Section 3.13.

Title Contract No. ED/2018/04 Trunk Road T2 and Infrastructure Works for Developments at the Former South Apron Graphical Presentation of Construction Noise Monitoring Results	Scale N.T.S	Project No. MA20003	
	Date Jan 26	Appendix G	