

**Appendix F - 24-hour TSP Monitoring Results**

**Location AM1 - Tin Hau Temple**

Start Date	Weather	Air	Atmospheric	Filter Weight (g)		Particulate	Elapse Time		Sampling	Flow Rate (m <sup>3</sup> /min.)		Av. flow	Total vol.	Conc.
	Condition	Temp. (K)	Pressure, Pa (mmHg)	Initial	Final	Weight (g)	Initial	Final	Time(hrs.)	Initial	Final	(m <sup>3</sup> /min)	(m <sup>3</sup> )	(µg/m <sup>3</sup> )
1-Apr-21	Sunny	292.8	763.0	2.7730	2.8003	0.0273	8185.7	8209.7	24.0	1.21	1.21	1.21	1746.8	15.6
7-Apr-21	Sunny	292.9	763.0	2.7765	2.9020	0.1255	8209.7	8233.7	24.0	1.21	1.21	1.21	1746.7	71.9
12-Apr-21	Sunny	292.5	764.7	2.7559	2.9256	0.1697	8233.7	8257.7	24.0	1.21	1.22	1.22	1749.9	97.0
17-Apr-21	Sunny	297.3	761.8	2.7709	2.9473	0.1764	8257.7	8281.7	24.0	1.20	1.20	1.20	1731.7	101.9
22-Apr-21	Sunny	294.4	761.3	2.7515	2.9563	0.2048	8281.7	8305.7	24.0	1.21	1.21	1.21	1740.0	117.7
28-Apr-21	Cloudy	297.4	764.7	2.7476	2.9112	0.1636	8305.7	8329.7	24.0	1.21	1.20	1.20	1734.8	94.3
													Min	15.6
													Max	117.7
													Average	83.1

**Location AM2 - Sai Tso Wan Recreation Ground**

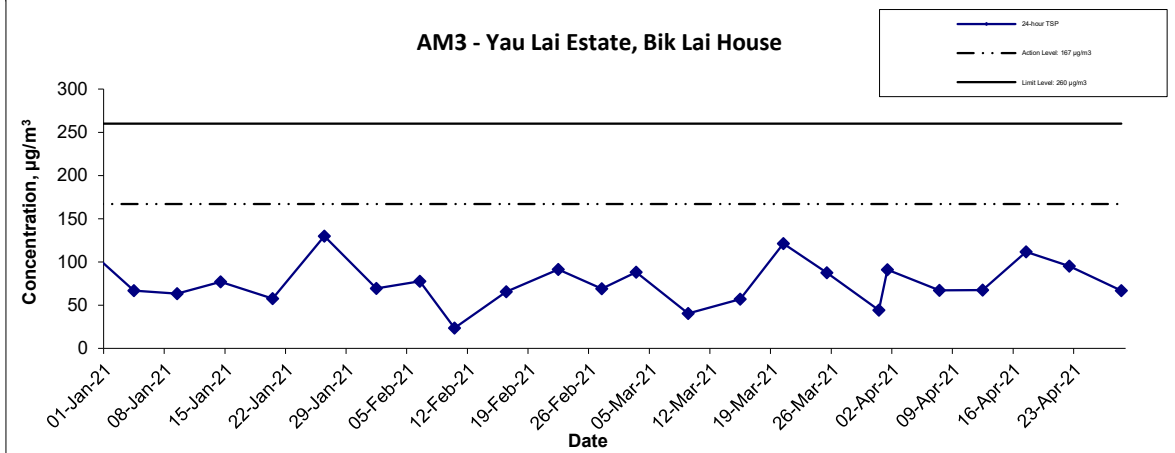
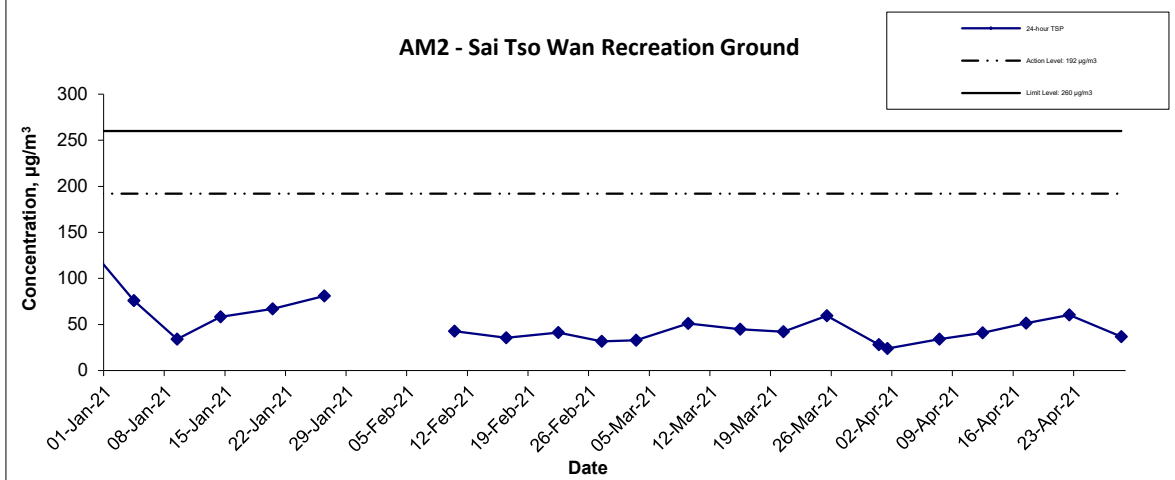
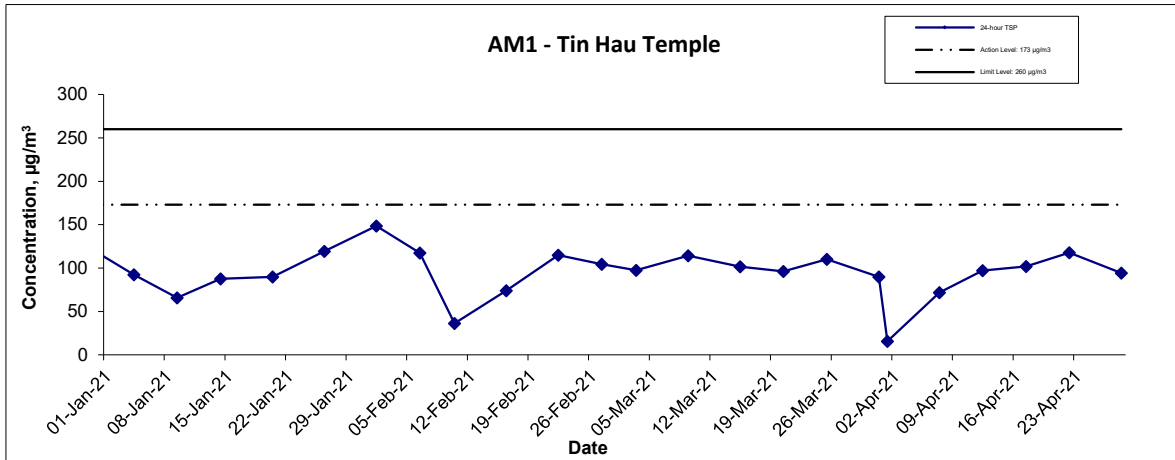
Start Date	Weather	Air	Atmospheric	Filter Weight (g)		Particulate	Elapse Time		Sampling	Flow Rate (m <sup>3</sup> /min.)		Av. flow	Total vol.	Conc.
	Condition	Temp. (K)	Pressure, Pa (mmHg)	Initial	Final	Weight (g)	Initial	Final	Time(hrs.)	Initial	Final	(m <sup>3</sup> /min)	(m <sup>3</sup> )	(µg/m <sup>3</sup> )
1-Apr-21	Sunny	292.8	763.0	2.7663	2.8080	0.0417	29203.0	29227.0	24.0	1.21	1.21	1.21	1744.7	23.9
7-Apr-21	Sunny	292.9	763.0	2.7763	2.8226	0.0596	29227.0	29251.0	24.0	1.21	1.21	1.21	1744.5	34.2
12-Apr-21	Sunny	292.5	764.7	2.7526	2.8240	0.0714	28963.0	28987.0	24.0	1.21	1.22	1.21	1747.6	40.9
17-Apr-21	Sunny	297.3	761.8	2.7867	2.8758	0.0891	28987.0	29011.0	24.0	1.20	1.20	1.20	1730.6	51.5
22-Apr-21	Sunny	294.4	761.3	2.7453	2.8500	0.1047	29011.0	29035.0	24.0	1.21	1.21	1.21	1738.3	60.2
28-Apr-21	Cloudy	297.4	764.7	2.7549	2.8187	0.0638	29035.0	29059.0	24.0	1.20	1.20	1.20	1733.5	36.8
													Min	23.9
													Max	60.2
													Average	41.2

**Location AM3 - Yau Lai Estate, Bik Lai House**

Start Date	Weather	Air	Atmospheric	Filter Weight (g)		Particulate	Elapse Time		Sampling	Flow Rate (m <sup>3</sup> /min.)		Av. flow	Total vol.	Conc.
	Condition	Temp. (K)	Pressure, Pa (mmHg)	Initial	Final	Weight (g)	Initial	Final	Time(hrs.)	Initial	Final	(m <sup>3</sup> /min)	(m <sup>3</sup> )	(µg/m <sup>3</sup> )
1-Apr-21	Sunny	292.8	763.0	2.7747	2.9336	0.1589	3656.8	3680.8	24.0	1.21	1.21	1.21	1743.5	91.1
7-Apr-21	Sunny	292.9	763.0	2.7756	2.8730	0.1170	3680.8	3704.8	24.0	1.21	1.21	1.21	1743.3	67.1
12-Apr-21	Sunny	292.5	764.7	2.7691	2.8871	0.1180	3704.8	3728.8	24.0	1.21	1.22	1.21	1746.6	67.6
17-Apr-21	Sunny	297.3	761.8	2.7621	2.9551	0.1930	3728.8	3752.8	24.0	1.20	1.20	1.20	1728.3	111.7
22-Apr-21	Sunny	294.4	761.3	2.7673	2.9326	0.1653	3752.8	3776.8	24.0	1.21	1.21	1.21	1736.6	95.2
28-Apr-21	Cloudy	297.4	764.7	2.7485	2.8641	0.1156	3776.8	3800.8	24.0	1.20	1.20	1.20	1731.4	66.8
													Min	66.8
													Max	111.7
													Average	83.2

**Location AM4(A) - Cha Kwo Ling Public Cargo Working Area Administrative Office**

Start Date	Weather	Air	Atmospheric	Filter Weight (g)		Particulate	Elapse Time		Sampling	Flow Rate (m <sup>3</sup> /min.)		Av. flow	Total vol.	Conc.
	Condition	Temp. (K)	Pressure, Pa (mmHg)	Initial	Final	Weight (g)	Initial	Final	Time(hrs.)	Initial	Final	(m <sup>3</sup> /min)	(m <sup>3</sup> )	(µg/m <sup>3</sup> )
1-Apr-21	Sunny	292.8	763.0	2.7475	2.8235	0.0760	13993.74	14017.7	24.0	1.21	1.21	1.21	1746.8	43.5
7-Apr-21	Sunny	292.9	763.0	2.6961	2.7923	0.0962	14017.74	14041.7	24.0	1.21	1.21	1.21	1746.6	55.1
12-Apr-21	Sunny	292.5	764.7	2.7677	2.8913	0.1236	14041.74	14065.7	24.0	1.21	1.22	1.21	1749.6	70.6
17-Apr-21	Sunny	297.3	761.8	2.7658	2.922	0.1562	14065.74	14089.7	24.0	1.20	1.20	1.20	1733.1	90.1
22-Apr-21	Sunny	294.4	761.3	2.7588	2.9038	0.1450	14089.74	14113.7	24.0	1.21	1.21	1.21	1740.6	83.3
28-Apr-21	Cloudy	297.4	764.7	2.7515	2.8569	0.1054	14113.74	14137.7	24.0	1.21	1.21	1.21	1735.9	60.7
													Min	43.5
													Max	90.1
													Average	67.2



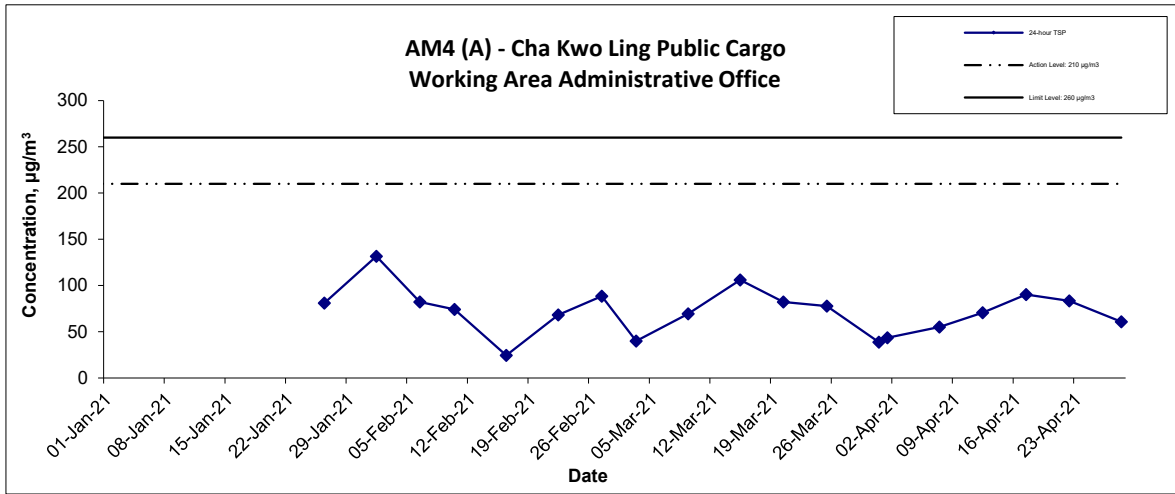
Contract No. ED/2018/04  
Trunk Road T2 and Infrastructure Works for Developments at the  
Former South Apron

Graphical Presentation of 24-hour TSP Monitoring Results

Scale	N.T.S	Project No.	MA20003
Date	Apr-21	Appendix	F



### 24-hr TSP Concentration Levels



**Notes:**

- 1) The major activitie(s) being carried out on site during the reporting period is/are presented in Section 1.10
- 2) The weather conditions during the reporting month are presented in Appendix C.
- 3) Other factors which might affect the monitoring results are presented in Section 2.17.
- 4) Due to the COVID-19 pandemic, the TKOLTT site was entirely closed starting from 4 to 25 January 2021, thus, monitoring station AM4(A) was inaccessible and the 24-hour TSP monitoring at such station was temporary suspended during the aforementioned period.
- 5) The HVS at AM2 was broken-down during the first week of February 2021.

Contract No. ED/2018/04 Trunk Road T2 and Infrastructure Works for Developments at the Former South Apron  Graphical Presentation of 24-hour TSP Monitoring Results	Scale N.T.S	Project No. MA20003	
	Date Apr-21	Appendix F	