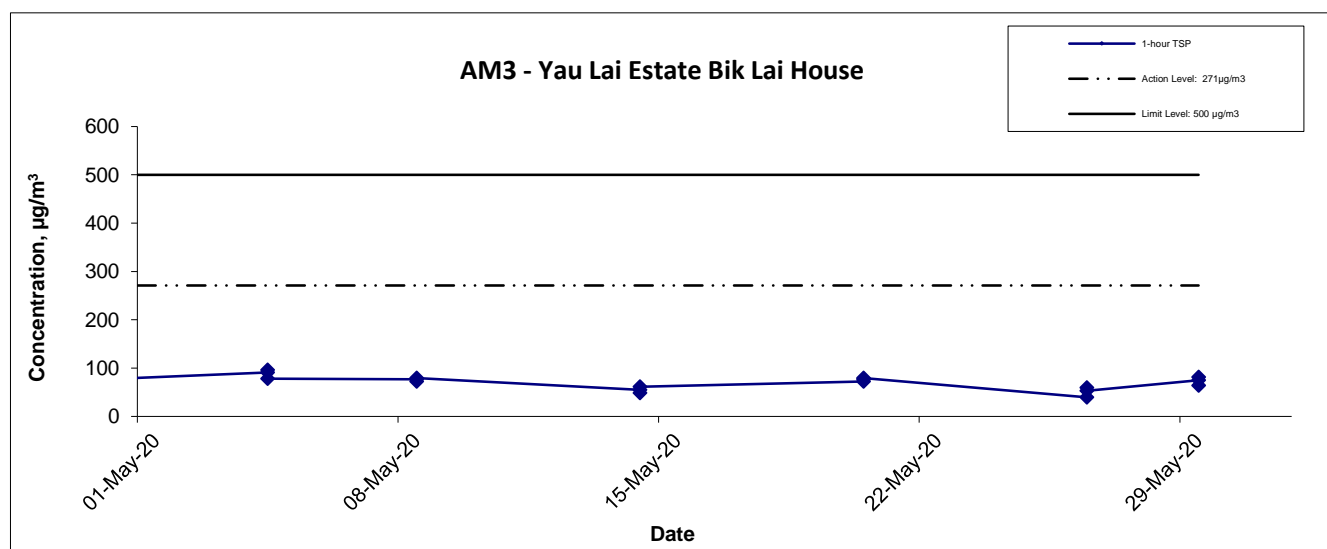
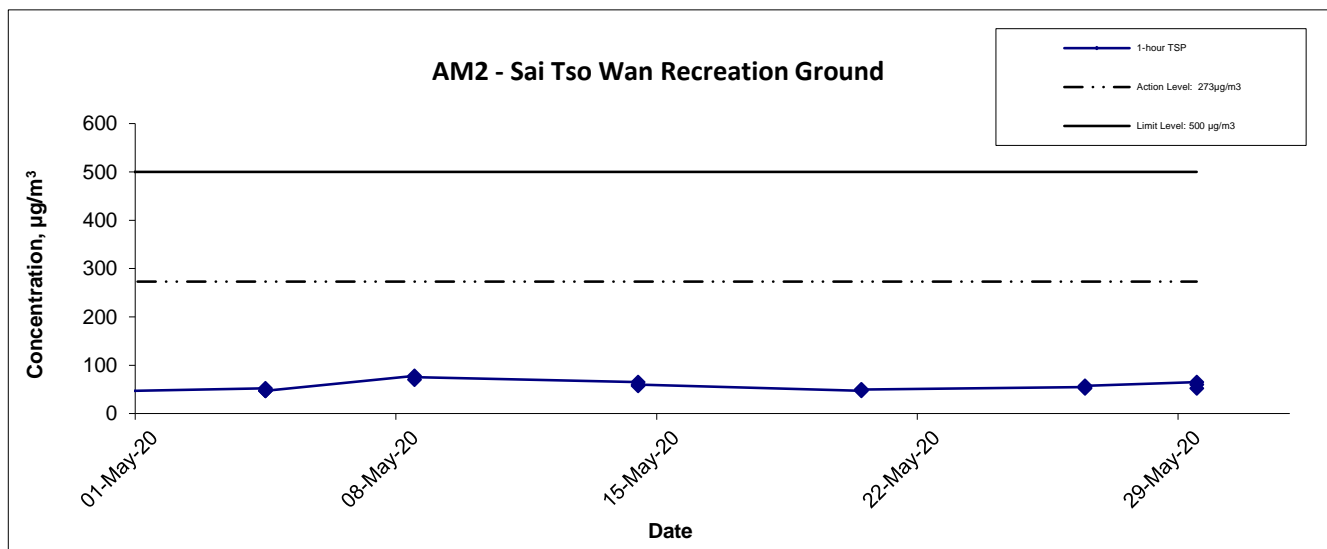
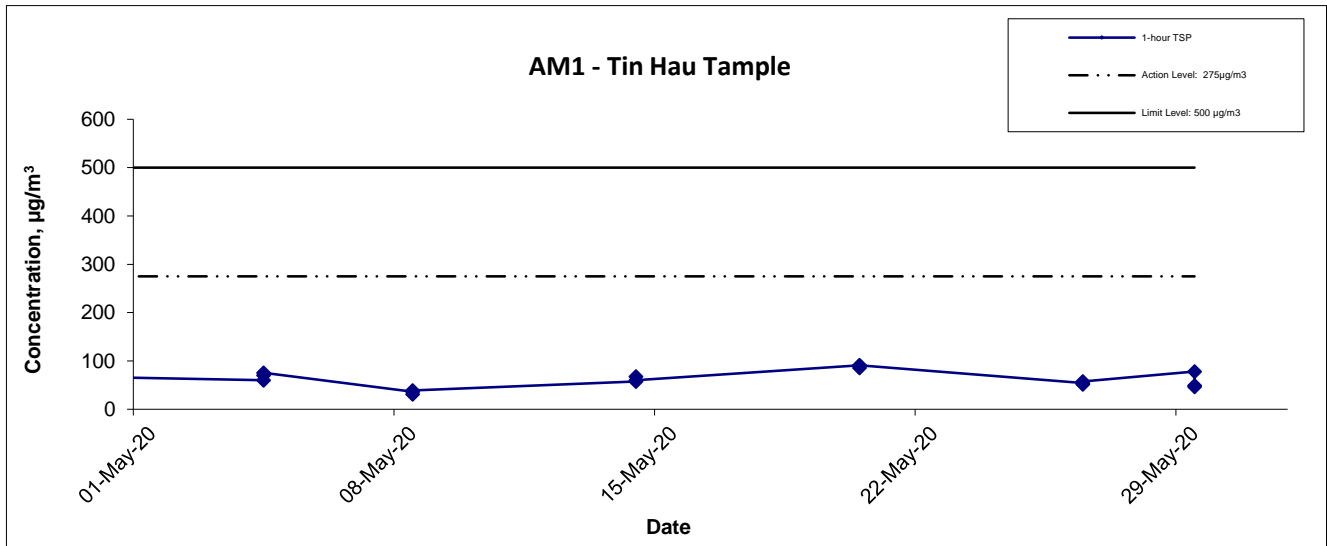


1-hr TSP Concentration Levels



Contract No. ED/2018/04
Trunk Road T2 and Infrastructure Works for Developments at the
Former South Apron

Graphical Presentation of 1-hour TSP Monitoring Results

Scale
N.T.S

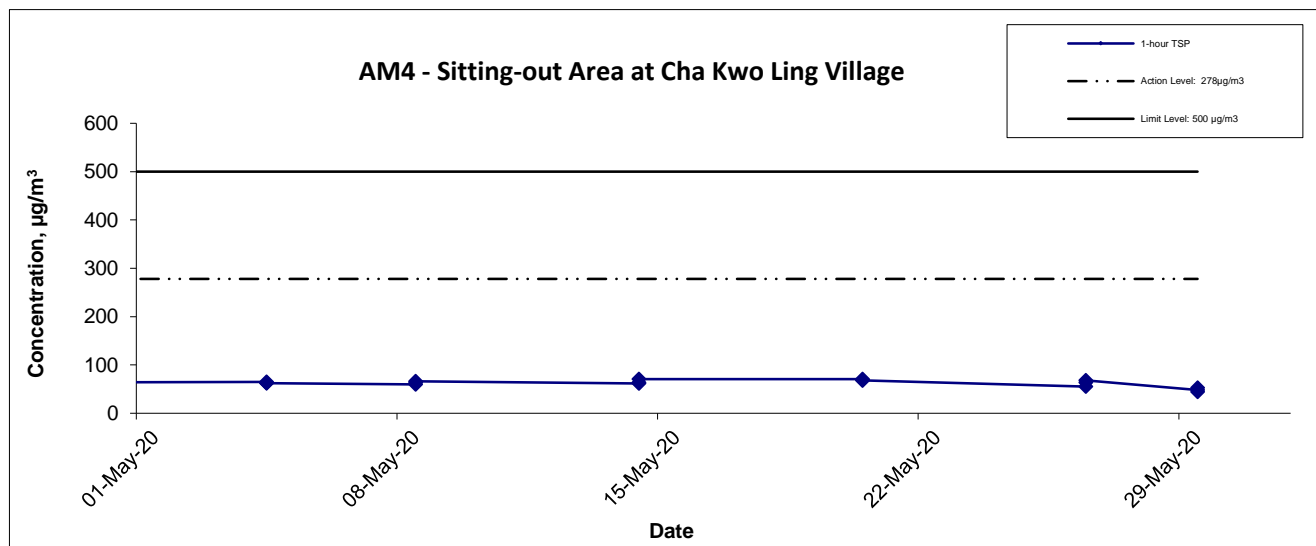
Date
May-20

Project
No. MA20003

Appendix
E

CINOTECH

1-hr TSP Concentration Levels



Notes:

1. The major activitie(s) being carried out on site during the reporting period is/are presented in Section 1.10
2. The weather conditions during the reporting month are presented in Appendix C.
3. Other factors which might affect the monitoring results are presented in Section 2.17.

<p>Contract No. ED/2018/04</p> <p>Trunk Road T2 and Infrastructure Works for Developments at the Former South Apron</p> <p>Graphical Presentation of 1-hour TSP Monitoring Results</p>	<p>Scale</p> <p>N.T.S</p>	<p>Project No.</p> <p>MA20003</p>	<p>CINOTECH</p>
	<p>Date</p> <p>May-20</p>	<p>Appendix</p> <p>E</p>	

APPENDIX E - 1-HOUR TSP MONITORING RESULTS

Location AM1 - Tin Hau Temple			
Date	Time	Weather	Particulate Concentration ($\mu\text{g}/\text{m}^3$)
4-May-20	9:00	Cloudy	59.8
4-May-20	10:00	Cloudy	70.2
4-May-20	11:00	Cloudy	75.4
8-May-20	9:00	Rainy	36.4
8-May-20	10:00	Rainy	31.2
8-May-20	11:00	Rainy	39.0
14-May-20	13:00	Cloudy	57.2
14-May-20	14:00	Cloudy	67.6
14-May-20	15:00	Cloudy	59.8
20-May-20	13:00	Cloudy	91.0
20-May-20	14:00	Cloudy	85.8
20-May-20	15:00	Cloudy	91.0
26-May-20	9:00	Cloudy	54.6
26-May-20	10:00	Cloudy	52.0
26-May-20	11:00	Cloudy	57.2
29-May-20	9:00	Cloudy	78.0
29-May-20	10:00	Cloudy	46.8
29-May-20	11:00	Cloudy	49.4
Average			61.2
Maximum			91.0
Minimum			31.2

Location AM2 - Sai Tso Wan Recreation Ground			
Date	Time	Weather	Particulate Concentration ($\mu\text{g}/\text{m}^3$)
4-May-20	13:00	Sunny	52.0
4-May-20	14:00	Sunny	46.8
4-May-20	15:00	Sunny	46.8
8-May-20	9:00	Sunny	78.0
8-May-20	10:00	Sunny	70.2
8-May-20	11:00	Sunny	75.4
14-May-20	9:00	Sunny	65.0
14-May-20	10:00	Sunny	57.2
14-May-20	11:00	Sunny	59.8
20-May-20	13:00	Cloudy	46.8
20-May-20	14:00	Cloudy	49.4
20-May-20	15:00	Cloudy	49.4
26-May-20	16:00	Cloudy	54.6
26-May-20	17:00	Cloudy	52.0
26-May-20	18:00	Cloudy	57.2
29-May-20	16:00	Cloudy	65.0
29-May-20	17:00	Cloudy	59.8
29-May-20	18:00	Cloudy	52.0
Average			57.6
Maximum			78.0
Minimum			46.8

APPENDIX E - 1-HOUR TSP MONITORING RESULTS

Location AM3 - Yau Lai Estate Bik Lai House			
Date	Time	Weather	Particulate Concentration ($\mu\text{g}/\text{m}^3$)
4-May-20	16:00	Cloudy	91.0
4-May-20	17:00	Cloudy	96.2
4-May-20	18:00	Cloudy	78.0
8-May-20	16:00	Cloudy	77.0
8-May-20	17:00	Cloudy	72.6
8-May-20	18:00	Cloudy	79.2
14-May-20	9:00	Rainy	55.0
14-May-20	10:00	Rainy	48.4
14-May-20	11:00	Rainy	61.6
20-May-20	16:00	Cloudy	72.6
20-May-20	17:00	Cloudy	77.0
20-May-20	18:00	Cloudy	79.2
26-May-20	16:00	Cloudy	39.6
26-May-20	17:00	Cloudy	59.4
26-May-20	18:00	Cloudy	52.8
29-May-20	16:00	Cloudy	74.8
29-May-20	17:00	Cloudy	81.4
29-May-20	18:00	Cloudy	63.8
		Average	70.0
		Maximum	96.2
		Minimum	39.6

Location AM4 - Sitting-out Area at Cha Kwo Ling Village			
Date	Time	Weather	Particulate Concentration ($\mu\text{g}/\text{m}^3$)
4-May-20	13:00	Cloudy	65.0
4-May-20	14:00	Cloudy	62.4
4-May-20	15:00	Cloudy	62.4
8-May-20	13:00	Cloudy	59.4
8-May-20	14:00	Cloudy	63.8
8-May-20	15:00	Cloudy	66.0
14-May-20	16:00	Rainy	61.6
14-May-20	17:00	Rainy	63.8
14-May-20	18:00	Rainy	70.4
20-May-20	13:00	Cloudy	70.4
20-May-20	14:00	Cloudy	68.2
20-May-20	15:00	Cloudy	68.2
26-May-20	13:00	Cloudy	55.0
26-May-20	14:00	Cloudy	63.8
26-May-20	15:00	Cloudy	68.2
29-May-20	13:00	Cloudy	48.4
29-May-20	14:00	Cloudy	52.8
29-May-20	15:00	Cloudy	44.0
		Average	61.9
		Maximum	70.4
		Minimum	44.0